

KwikSpliceTM aluminum cable tray system



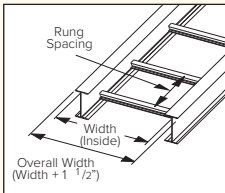
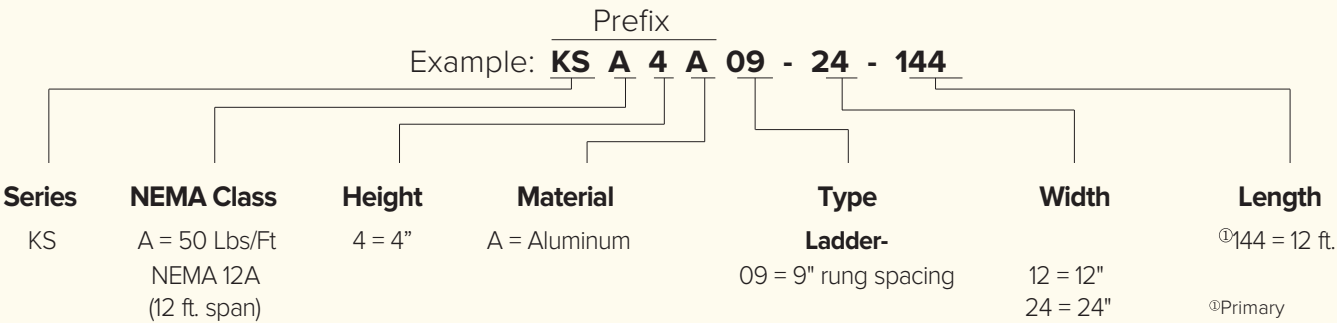
Distributed by:

B-Line
by **FAT•N**

VE *Viking Electric Supply*

KSA4A and KSA5A Straight Sections

Straight Section Part Numbering



Values are based on simple beam tests per VE-1 on 36" wide cable tray with rungs spaced on 12" centers. The published load safety factor is 1.5. To convert 1.5 safety factor to 2.0, multiply the published load by 0.75. To obtain mid-span deflection, multiply a load by the deflection multiplier. Cable tray must be supported on spans shorter than or equal to the length of the tray.

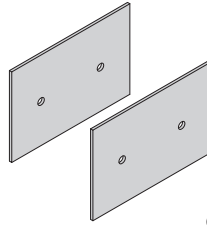


Ladder Type
(Specify Rung Spacing)

Tray Series	Catalog No.
KS_4A	KSA4A09-12-144
KS_4A	KSA4A09-24-144

Standard Splice Plates

- Furnished in pairs with 1/4" hardware.
- UL Classified.
- One pair including hardware provided with each straight section.

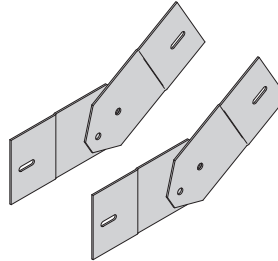


— Can be used with both NEMA Class A and B KwikSplice trays.

Tray Series	Catalog No.
KS_4A	KS4A-SSP

Vertical Adjustable Splice Plates

- Furnished in pairs with 1/4" hardware.
- UL Classified.

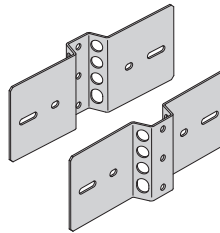


Requires supports within 24" on both sides, per NEMA VE 2.

Tray Series	Catalog No.
KS_4A	KS4A-VSP

Horizontal Adjustable Splice Plates

- Furnished in pairs with 1/4" hardware.
- Horizontally adjustable to 90°.
- Vertically adjustable to 15°.
- UL Classified.
- For optional rung, see page 18.

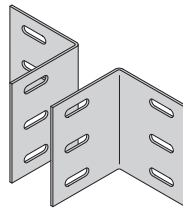


Requires supports within 24" on both sides, per NEMA VE 2.

Tray Series	Catalog No.
KS_4A	KS4A-FSP

Tray To Box Splice Plates

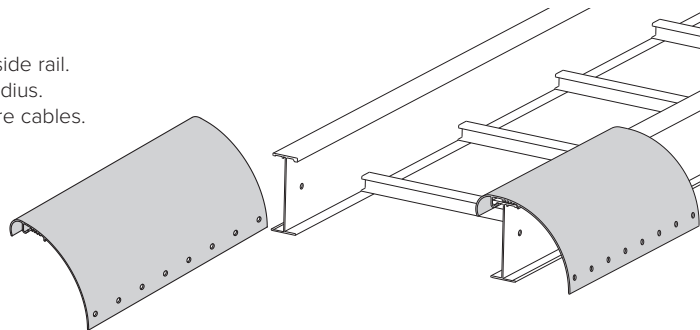
- Furnished in pairs with 1/4" hardware.
- UL Classified.



Tray Series	Catalog No.
KS_4A	KS4A-TTB

Side Rail Drop-Out

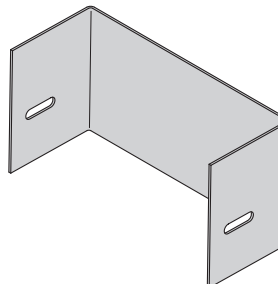
- Snaps on to cable tray side rail.
- Provides 4" (101mm) radius.
- Holes provided to secure cables.



Catalog No.	Length
	in. (mm)
KS4A-SDO-12	12 (305)

Blind End

- Furnished as one plate with 1/4" hardware.

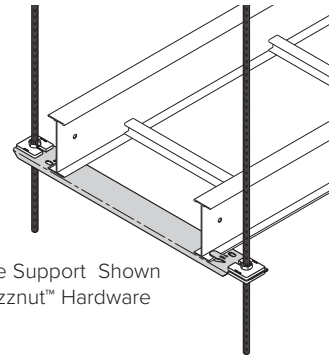


Tray Series	Catalog No.
KS_4A	KS4A-END-12
KS_4A	KS4A-END-24

— Can be used with both NEMA Class A and B Kwik Splice trays.

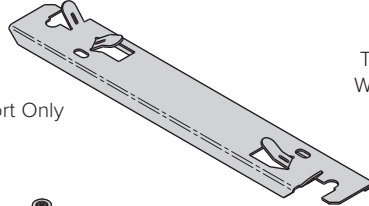
Tab & Lock Trapeze Support

- Hardware purchased separately.
- Accepts up to 3/8" rod.
- Accepts traditional hold down clamps (9ZN-1204) if necessary.
- Ability to adjust tabs with flat head screw driver (not included).
- Tabs clamp cable tray to trapeze support.
- Load capacity: Rated for maximum load of KwikSplice cable tray system.
- Corrosion resistant pre-galvanized zinc finish.
- Other finishes available upon request.

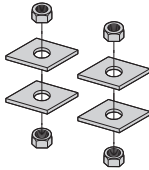


Trapeze Support Shown
With Buzznut™ Hardware

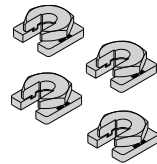
Trapeze Support Only



Hardware	Qty.	Catalog No
Standard	(4)	B201ZN
	(4)	3/8" HN
or		
Buzznut	(4)	SLWN3/8



Standard Hardware

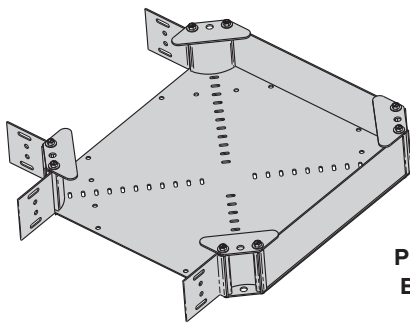


Buzznut™ Hardware

Catalog No.	Tray Width	
	in.	(mm)
KSA-12CT	12	(305)
KSA-24CT	24	(610)

Universal Fitting

- Aluminum construction.
- 2" smooth radius.
- UL Classified.
- Shipped as a 90° horizontal bend.
- Field modify to create a tee or cross.
- Includes four pairs of toolless hinge splice plates.
- Patent Pending.



Punched
Bottom

Tray Series	Catalog No. Punched
KS_4A	KS4A-UF-12
KS_4A	KS4A-UF-24

(†) Insert Tray Width 6" (152mm) to 36" (914mm)

Tray Series	Catalog No.
KS_4A	KS4A-UF-PHDWEKIT

Need one (1) for each universal fitting