

# B-Line

by **EAT•N**

- Channel
- Kwikwire
- Spring Steel Fasteners
- Strut Systems

# SUPPLY SYSTEMS



**Viking Electric Supply**

*the distributor you can depend on...*

# TABLE OF CONTENTS

CHANNEL .....	7
KWIKWIRE .....	8
SPRING STEEL FASTENERS .....	3 - 6
STRUT SYSTEMS .....	9 - 11

ADDITIONAL SIZES AND STYLES OF B-LINE STRUT, CABLE TRAY, PIPE HANGERS, PIPE SUPPORTS AND FASTENERS CAN BE ORDERED TO MEET YOUR SPECIFIC NEEDS.

CONTACT YOUR LOCAL VIKING ELECTRIC SALES REPRESENTATIVE FOR MORE INFORMATION OR TO RECEIVE A CURRENT B-LINE CATALOG.

# SPRING STEEL FASTENERS

## Suspension Fasteners

Stock#	Description
BA1	1/4"-20 X 5/8" W/ WING NUT
BA1T	#8-32 X 5/8" W/ PAL NUT

## Light Fixture Fasteners

Stock#	Description
BA15	TROFFER FASTENER
BA17	FOR CAPRI R--9X, R-10C, R-10X, PR-751CX, HALO H7, H17, JUNO AP, APT, IC, ICT, J, SC, TC AND THOMAS RI-IC SERIES FIXTURES
BA50F	FAN/FIXTURE HANGER W/4" X 1-1/2" DEEP OCTAGON BOX

## 15/16" Twist Fasteners

Stock#	Description
BA216	5/8" STUD LENGTH BLACK, W/PAL NUT, 25# LOAD CAPACITY
BA416	5/8" STUD LENGTH BLACK, W/WING NUT, 50# LOAD CAPACITY
BA216W	5/8" STUD LENGTH WHITE, W/PAL NUT, 25# LOAD CAPACITY
BA416W	5/8" STUD LENGTH WHITE, W/WING NUT, 50# LOAD CAPACITY

## Electrical Box T-Bar Fasteners

Stock#	Description
BA12	24" SPAN BOX HANGER
BB27	BOX MOUNTING CLIP W/SCREW

## Top Mount T-Bar Fasteners

Stock#	Description
BG812A6	1/2" AND 3/4" CONDUIT HORIZONTAL BOX OR CONDUIT SUPPORT FOR ABOVE T-BAR

## Flange Beam Fasteners

Stock#	Description
BE24	1/8"-1/4" FLANGE, 200# LOAD CAPACITY
BC442	ACCEPTS 1/4"-20 THREADED ROD OR 1/4"-20 THREADED BRIDLE RINGS

## Universal Beam Fasteners

Stock#	Description
BU24	1/8"-1/4" FLANGE W/1/4"-20 THREAD IMPRESSION
BU58	5/16"-1/2" FLANGE W/1/4"-20 THREAD IMPRESSION
BU24S	1/8"-1/4" FLANGE W/1/4"-20 X 3/8" STAKED STUD
BU58S	5/16"-1/2" FLANGE W/1/4"-20 X 3/8" STAKED STUD

## Box to Stud Fasteners

Stock#	Description
BB1	ELECTRICAL BOX SUPPORT CLIP ATTACHED W/SCREWS
BB9	ELECTRICAL BOX SUPPORT CLIP

## Box Mounting Brackets

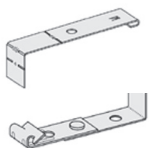
Stock#	Description
BB216	1-1/2" DEEP BOX 16" STUD SPACING BRACKET FOR METAL STUDS
BB224	1-1/2" DEEP BOX 24" STUD SPACING BRACKET FOR METAL STUDS
BB216T	1-1/2" AND 2-1/8" DEEP BOX, 11" TO 18" STUD SPACING BRACKET FOR METAL STUDS
BB224T	1-1/2" AND 2-1/8" DEEP BOX, 15" TO 26" STUD SPACING BRACKET FOR METAL STUDS
BB816	4"-4-11/16" BOX MOUNTING BRACKET FOR 16" SPACING
BB824	4"-4-11/16" BOX MOUNTING BRACKET FOR 24" SPACING

## Box Support Brackets

Stock#	Description
BB423	4" OR 4-11/16" SQUARE BOX SUPPORT FOR 2-1/2" AND 3-1/2" METAL STUDS
BB44	4" OR 4-11/16" SQUARE BOX SUPPORT FOR 4" METAL STUDS
BB46	4" OR 4-11/16" SQUARE BOX SUPPORT FOR 6" METAL STUDS
BB4012	1 GANG 3/8" RAISED
BB4512	DOUBLE-GANG FOR 3/4" DRYWALL

All products are not stocked at all locations.

# SPRING STEEL FASTENERS



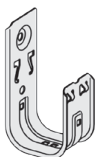
## Box Stabilizers

Stock#	Description
BB18	FLOOR MOUNTED BOX SUPPORT



## Cover Plate Mounting Brackets

Stock#	Description
BB10	SINGLE GANG BRACKET
BB15	SINGLE GANG BRACKET FOR METAL STUDS
BB10L	SINGLE GANG BRACKET W/SUPPORTS
BB20	DOUBLE GANG BRACKET
BB20L	DOUBLE GANG BRACKETS W/SUPPORTS

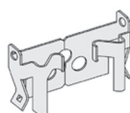


## Cable Hooks

Stock#	Description
BCH12	3/4" HOOK, 164-PAIR UTP CAPACITY
BCH21	1-5/16" HOOK, 30 4-PAIR UTP CAPACITY
BCH32	2" HOOK, 70 4-PAIR UTP CAPACITY
BCH64	4" HOOK, 280 4-PAIR UTP CAPACITY
BCH32RB	2" ANGLE BRACKET CABLE FASTENER
BCH64RB	4" ANGLE BRACKET CABLE FASTENER
BCH32U24	1/8"-1/4" FLANGE, 2" HOOK
BCH12U24	3/4" HOOK TO BEAM



## Cable to Beam Fasteners



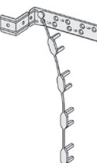
Stock#	Description
BX4U24	SINGLE RUN 1/8" TO 1/4" FLANGE
BX4MU24	DOUBLE RUN 1/8" TO 1/4" FLANGE
BX4E24	SINGLE RUN 1/8" TO 1/4" FLANGE

## Cable to Rod Fasteners



Stock#	Description
BCH32W2	2" HOOK SIZE FOR #12-1/4" PLAIN ROD SUPPORT

## Cable Supports



Stock#	Description
BRC4	STAPLE-LOK™ INDIVIDUAL PLASTIC STAPLES AND SUPPORT FOR UP THROUGH #10 TYPE NM CABLE AND AC, MC OR BX CABLE UP TO 500" O.D.
BRC4M	METAL CABLE SUPPORT FOR UP TO 6 RUNS OF NM CABLE AND 4 RUNS OF AC, MC OR BX CABLE

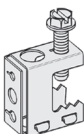


## Conduit Fasteners


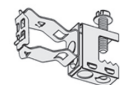
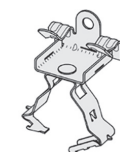
Stock#	Description
BG812	1/2" AND 3/4" CONDUIT W/CLEARANCE HOLE FOR 1/4" BOLT
BP8	PUSH-TYPE W/ CLEARANCE HOLE FOR 1/4" BOLT, 1/2" EMT
BP12	PUSH-TYPE W/ CLEARANCE HOLE FOR 1/4" BOLT FOR 3/4" EMT, 1/2" IMC AND RIGID



## Conduit to Beam Fasteners



Stock#	Description
BC1	THROUGH 1/2" FLANGE, ACCEPTS S-HOOKS, 1/4" AND 3/8" THREADED ROD, 1/4"-20 OR 10#-24 THREADED BRIDLE RINGS
BG6U24	1/8"-1/4" FLANGE, 3/8" CONDUIT
BG16U24	1/8"-1/4" FLANGE, 1" CONDUIT
BG20U24	1/8"-1/4" FLANGE, 1-1/4" CONDUIT
BG812U24	1/8"-1/4" FLANGE, 1/2" AND 3/4" CONDUIT
BG6U58	5/16"-1/2" FLANGE, 3/8" CONDUIT
BG812U58	5/16"-1/2" FLANGE, 3/4" EMT, 1/2" IMC AND RIGID
BG812U912	9/16"-3/4" FLANGE, 2" CONDUIT
BG16E24	1/8"-1/4" FLANGE, 1" CONDUIT
BG812E24	1/8"-1/4" FLANGE, 1/2" AND 3/4" CONDUIT
BG812E58	5/16"-1/2" FLANGE, 1/2" AND 3/4" CONDUIT
BP8U24	PUSH-TYPE, 1/8"-1/4" FLANGE, 1/2" EMT
BP12U24	PUSH-TYPE, 1/8"-1/4" FLANGE, 3/4" EMT, 1/2" IMC AND RIGID
BP16U24	PUSH-TYPE, 1/8"-1/4" FLANGE, 1" EMT, 3/4" IMC AND RIGID
BP8E24	PUSH-TYPE, 1/8"-1/4" FLANGE, 1/2" EMT
BP12E24	1/8"-1/4" FLANGE, 3/4" EMT, 1/2" IMC AND RIGID
BP16E24	PUSH-TYPE, 1/8"-1/4" FLANGE, 1" EMT, 3/4" IMC AND RIGID
BG20E24	1/8"-1/4" FLANGE, 1-1/4" CONDUIT
BG32E24	1/8"-1/4" FLANGE, 2" CONDUIT
BG32U24	1/8"-1/4" FLANGE, 2" CONDUIT
BG24E24	1/8"-1/4" FLANGE, 2" CONDUIT



All products are not stocked at all locations.



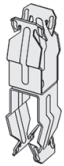
# SPRING STEEL FASTENERS

## Conduit & Box Support Fasteners



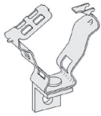
Stock#	Description
BG16S18	1" CONDUIT
BG812S18W2	1/2" AND 3/4" CONDUIT SIZE, SUPPORT FOR CONDUIT ON EITHER SIDE OF BOX, ATTACHES TO #12 WIRE THROUGH 1/4" PLAIN ROD
BG812S18	1/2" AND 3/4" CONDUIT SIZE
BG6S18W2	3/8" CONDUIT SIZE

## Conduit to Conduit Fasteners



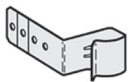
Stock#	Description
BP8P12	PUSH-TYPE SPACER FOR 1/2" TO 3/4" CONDUIT

## Conduit/Cable Supports



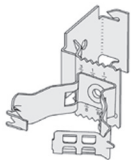
Stock#	Description
BG812H7	3/4" EMT, 1/2" IMC AND RIGID HORIZONTAL RUNS THROUGH METAL STUDS

## Conduit Support



Stock#	Description
BB38	1-1/2" DEEP BOX, ATTACHES MC/AC AND 1/2"-3/4" EMT TO METAL AND WOOD STUDS
BB38D	2-1/8" DEEP BOX, ATTACHES MC/AC AND 1/2"-3/4" EMT TO METAL AND WOOD STUDS

## Conduit to Stud Fasteners



Stock#	Description
BG16B5	1" CONDUIT
BG812B5	1/2" AND 3/4" CONDUIT
BG812B1	1/2" AND 3/4" CONDUIT

## Flexible Conduit/Cable Fasteners



Stock#	Description
BX4M	SINGLE RUN OF MC/AC SIZES #14-2 THROUGH #10-3 OR 3/8" BX TO METAL OR WOOD STUDS AND FLANGES UP TO 3/16" THICK
BX5	SECURES ROMEX SIZES #14-2 W/GROUND THROUGH #12-3 W/ GROUND, MC/AC OR BX CABLE SIZES #14-2 THROUGH
BX9	FASTENS FLEXIBLE CONDUIT AND SMALL CABLES (.42"- .70" O.D.) TO BEAM FLANGES, BAR JOISTS OR METAL STUDS

## Pipe Sleeve Fasteners



Stock#	Description
BD40	ALL SLEEVE DIAMETERS, 5/16" AND UNDER WALL THICKNESS
BE58	6" SLEEVE DIAMETER, SCHEDULE 80 PIPE

## Hangers

### Sign Hanger



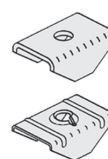
Stock#	Description
BA416H	SIGN HANGER W/ WHITE FINISH, 40# LOAD CAPACITY

### Heavy Duty Electric Box Hanger



Stock#	Description
BA50	FOR 1-1/2" OR 2-1/8" DEEP BOXES, 24" SPAN
BA50D	TEE BAR BOX HANGER W/1/2" EXTENSION RING
BA50C12	MOUNTING HARDWARE FOR BA50

### "Z" Purlin Hangers



Stock#	Description
BF12	FOR S-HOOKS AND WRAP WIRE

### Wedge Hangers



Stock#	Description
BH12	WITH 1/4"-20 THREAD IMPRESSION

All products are not stocked at all locations.

# SPRING STEEL FASTENERS



## Light Fixture Hanger

Stock#	Description
BH15	SIDE MOUNT INDUSTRIAL FLUORESCENT



## Rod to Beam Hangers

Stock#	Description
BH4E24	1/8"-1/4" FLANGE, 1/4" THREADED ROD

### Components



Stock#	Description
BH7	ANGLE BRACKET W/ 1/4" HOLES
BH10	#11 S HOOK



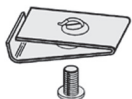
## Rod & Wire Fasteners

Stock#	Description
BW2	ATTACHES CONDUIT TO ROD OR FLANGE (FOR FLEXIBLE METALLIC TUBING, ARMORED, PORTABLE, CONTROL AND COMMUNICATION CABLE), #12 WIRE THROUGH 1/4" ROD
BW4	#12 WIRE THROUGH #8 WIRE
BW8	1/2" EMT AND RIGID
BW12	1/2" RIGID, 3/4" EMT AND RIGID
BW16	3/4" EMT AND RIGID, 1" EMT
BW20	1" EMT AND RIGID, 1-1/4" EMT



## Retainer Leveler

Stock#	Description
BB32	ADDS RIGIDITY TO OVERSIZE WALL OPENINGS



## Flange Fasteners

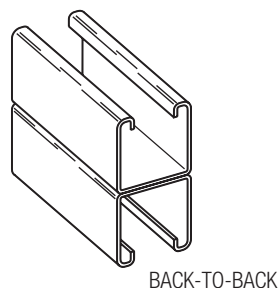
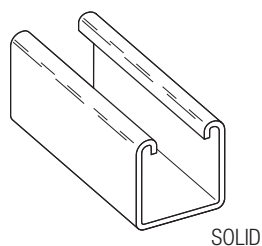
Stock#	Description
BL2	LATHERS CHANNEL FLANGE FASTENER W/ SCREW

## Threaded Bridle Rings



Stock#	Description
BR20T	1-1/4" RING W/#10-24 THREAD
BR324T	2" RING W/1/4"-20 THREAD
BR644T	4" RING W/1/4"-20 THREAD
BR163W	1" RING W/3/16" THREAD, FOR WOOD BEAMS
BR204T	1-1/4" RING W/1/4"-20 THREAD
BR244W	1-1/2" RING W/1/4" THREAD, FOR WOOD BEAMS
BR324W	2" RING W/1/4" THREAD FOR WOOD BEAMS

All products are not stocked at all locations.



### Channel / Solid

Stock#	Thickness	Finish	H X W X L
B22GAL	12 GA.	PRE-GALVANIZED	1-5/8" X 1-5/8" X 20'
B22GAL20	12 GA.	PRE-GALVANIZED	1-5/8" X 1-5/8" X 20'
B22GRN	12 GA.	DURA-GREEN	1-5/8" X 1-5/8" X 10'
B54GAL	14 GA.	PRE-GALVANIZED	13/16" X 1-5/8" X 10'
BFP22	FIBERGLASS	POLYESTER RESIN	1-5/8" X 1-5/8" X 10'
BFP42	FIBERGLASS	POLYESTER RESIN	1" X 1-5/8" X 10'

### Channel / Back to Back

Stock#	Thickness	Finish	H X W X L
B22AGAL	12 GA.	PRE-GALVANIZED	3-1/4" X 1-5/8" X 10'
B22AGAL20	12 GA.	PRE-GALVANIZED	3-1/4" X 1-5/8" X 20'
B24AGAL	14 GA.	PRE-GALVANIZED	3-1/4" X 1-5/8" X 10'
B22SHAGAL	12 GA.	PRE-GALVANIZED, SLOTTED	3-1/4" X 1-5/8" X 10'

### Channel / Slots / Holes

#### Dura-Green Finish - 12 GA

Stock#	H X W X L	Slot/Hole Size
B52SHGAL	13/16" X 1-5/8" X 10'	9/16" X 7/8" SLOT
B52SHGRN	13/16" X 1-5/8" X 10'	9/16" X 7/8" SLOT
B32SHGRN	1-3/8" X 1-5/8" X 10'	9/16" X 7/8" SLOT
B22SHGRN	1-5/8" X 1-5/8" X 10'	9/16" X 7/8" SLOT
B22SHGRN20	1-5/8" X 1-5/8" X 20'	9/16" X 7/8" SLOT

#### Stainless Steel-304 Finish - 12 GA

Stock#	H X W X L	Slot/Hole Size
B22SHSS4	1-5/8" X 1-5/8" X 10'	9/16" X 7/8" SLOT

#### Pre-Galvanized Finish - 12 GA

Stock#	H X W X L	Slot/Hole Size
B52SHGAL20	13/16" X 1-5/8" X 20'	9/16" X 7/8" SLOT
B22H17/8GAL	1-5/8" X 1-5/8" X 10'	9/16" DIAMETER
B22SGAL	1-5/8" X 1-5/8" X 10'	13/32" X 3" SLOT
B22SHGAL	1-5/8" X 1-5/8" X 10'	9/16" X 7/8" SLOT
B22SHGAL20	1-5/8" X 1-5/8" X 20'	9/16" X 7/8" SLOT

#### Dura-Green Finish - 14 GA

Stock#	H X W X L	Slot/Hole Size
B54SHGRN	13/16" X 1-5/8" X 10'	9/16" X 7/8" SLOT
B24SHGRN	1-5/8" X 1-5/8" X 10'	9/16" X 7/8" SLOT
B24SHGRN20	1-5/8" X 1-5/8" X 20'	9/16" X 7/8" SLOT

#### Stainless Steel-304 Finish - 14 GA

Stock#	Slot/Hole Size
B54SHSS4	13/16" X 1-5/8" X 10' 9/16" X 7/8" SLOT
B24SHSS4	1-5/8" X 1-5/8" X 10' 9/16" X 7/8" SLOT

#### Pre-Galvanized Finish - 14 GA

Stock#	Slot/Hole Size
B54H17/8GAL	13/16" X 1-5/8" X 10' 9/16" DIAMETER
B54SHGAL	13/16" X 1-5/8" X 10' 9/16" X 7/8" SLOT
B54SHGAL20	13/16" X 1-5/8" X 20' 9/16" X 7/8" SLOT
B54SH-12GLV	1-5/8" X 13/16" X 12" 9/16" X 7/8" SLOT
B54SH-24GLV	1-5/8" X 13/16" X 24" 9/16" X 7/8" SLOT
B54SH-36GLV	1-5/8" X 13/16" X 36" 9/16" X 7/8" SLOT
B54SH-48GLV	1-5/8" X 13/16" X 48" 9/16" X 7/8" SLOT
B54SH-60GLV	1-5/8" X 13/16" X 60" 9/16" X 7/8" SLOT
B24SH-12GLV	1-5/8" X 1-5/8" X 12" 9/16" DIAMETER
B24SH-24GLV	1-5/8" X 1-5/8" X 24" 9/16" X 7/8" SLOT
B24SH-36GLV	1-5/8" X 1-5/8" X 36" 9/16" X 7/8" SLOT
B24SH-48GLV	1-5/8" X 1-5/8" X 48" 9/16" X 7/8" SLOT
B24SH-60GLV	1-5/8" X 1-5/8" X 60" 9/16" X 7/8" SLOT
B24H17/8GAL	1-5/8" X 1-5/8" X 10' 9/16" X 7/8" SLOT
B24SHGAL	1-5/8" X 1-5/8" X 10' 9/16" X 7/8" SLOT
B24SHGAL20	1-5/8" X 1-5/8" X 20' 9/16" X 7/8" SLOT

### Channel cover

Stock#	Thickness	Finish
B217-20GAL	20 GA.	SNAP IN

All products are not stocked at all locations.

# KWIKWIRE™ HANGING SYSTEMS

## Wire Rope & Accessories

Stock#	Description
BKW063	96 LB RATED ROPE, 500'
BKW094	184 LB RATED ROPE, 500'
BKCC	CUTTER
BKC100	CLAMP FOR BKW063 & BKW094
BKF100-4	HANGER 1/4" - 20 THREAD
BKF100-6	HANGER 3/8" - 16 THREAD



## Loop Termination Kits

### 1/16"-D

Stock#	Description
BKL06380K	5' LOOP, 75 LB, 4/BAG
BKL063120K	10' LOOP, 75 LB, 4/BAG
BKL063180K	15' LOOP, 75 LB, 4/BAG
BKL063360K	30' LOOP, 75 LB, 4/BAG



### 3/32"-D

BKL09480K	5' LOOP, 150 LB, 4/BAG
BKL094120K	10' LOOP, 150 LB, 4/BAG
BKL094180K	15' LOOP, 150 LB, 4/BAG

## Angle Bracket Termination Kit - 1/16"-D

Stock#	Description
BKA063180K	15' 90 DEG. EYE, 75 LB, 4/BAG



## F-Bay Hanging Kit

Stock#	Description
BKYT1806380K	2 LEG, TOGGLE, 1/16" D-6 2/3' KIT W/CLAMP
BKYT18063120K	2 LEG, TOGGLE, 1/16" D-10' KIT W/CLAMP
BKYH1809480K	2 LEG, HOOK, 3/32" D-6 2/3' KIT W/CLAMP

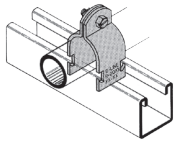


All products are not stocked at all locations.



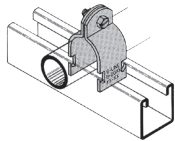
## Pipe Clamps

### EMT Conduit Clamps



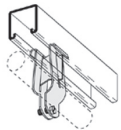
Stock#	Conduit Size
B2001ZN	1/2"
B2002ZN	3/4"
B2003ZN	1"

### Rigid Conduit & Pipe Clamps

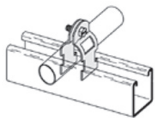


Stock#	Conduit Size
B2008ZN	1/2"
B2009ZN	3/4"
B2010ZN	1"
B2011ZN	1-1/4"
B2012ZN	1-1/2"
B2013ZN	2"
B2014ZN	2-1/2"
B2015ZN	3"
B2016ZN	3-1/2"
B2017ZN	4"
B2019ZN	5"

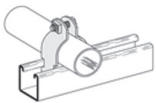
### Grip Clamps (Pre-assembled)



Stock#	Conduit Diameter
B2207PA	3/8"
B2208PA	1/2"
B2209PA	3/4"
B2210PA	1"
B2211PA	1-1/4"
B2212PA	1-1/2"
B2213PA	2"

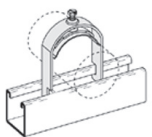


### Stainless Rigid Conduit & Pipe Clamps



Stock#	Conduit Size
B2008SS4	1/2"
B2009SS4	3/4"
B2010SS4	1"
B2011SS4	1-1/4"
B2012SS4	1-1/2"
B2013SS4	2"
B201SS4	3/8" SQUARE WASHER

### Conduit/Strut Clamps w/Saddle



Stock#	EMT	Rigid
B1508S	1/2"	
B1512S	3/4"	1/2"
B1516S	1"	3/4"
B1520S	1-1/4"	1"
B1524S	1-1/2"	1-1/4"
B1532S	2"	1-1/2"

### Conduit/Strut Clamps w/Saddle (continued)

Stock#	EMT	Rigid
B1534S		2"
B1540S	2 1/2"	2-1/2"
B1548S	3"	3"
B1556S	3-1/2"	3-1/2"
B1564S	4"	4"

## Miscellaneous Fittings

Stock#	Description
B205ZN	CHANNEL END CAPS TYPE X FOR B22

Stock#	Description
B613ZN	CLAMP SUPPORT FOR B22 & B24

## Strut Joiners

Stock#	Description
B766-22ALUM	STRAIGHT STRUT JOINER FOR B22 & B24
B766-52ZN	STRAIGHT STRUT JOINER FOR B52 & B54

## Beam Clamps

### C-Clamp

Stock#	Description
B30343/8ZN	3/8" TOP C CLAMP

### Beam Clamps

Stock#	Description
B314ZN	5/8" BEAM CLAMP FOR 1-5/8" CHANNEL
B355ZN	5/8" BEAM CLAMP
B441-22ZN	3/4" BEAM CLAMP FOR 13/16"-1-5/8" CHANNEL (SS4)
B441-22AZN	3/4" BEAM CLAMP FOR 1-5/8"-3-1/4" CHANNEL
B308ZN	1/2" BEAM CLAMP

## Brackets

Stock#	Description
B409-14ZN	14" SINGLE CHANNEL BRACKET

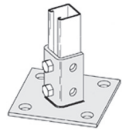
## Braces

Stock#	Description
B261-12ZN	12" 2-HOLE 45° KNEE BRACE
B261-16ZN	16-5/8" 2-HOLE 45° KNEE BRACE
B261-18ZN	18" 2-HOLE 45° KNEE BRACE

All products are not stocked at all locations.

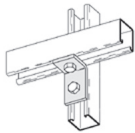
# STRUT SYSTEMS

## Post Bases



Stock#	Description
B280SQZN	6" SQ X 3-1/2" H POST BASE FOR B22
B281SQZN	6" SQ X 3-1/2" H POST BASE FOR B22A-B-C
B280FLGRN	8" X 3-1/8" X 1-5/8" FLUSH POST

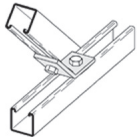
## 90° Angle Fittings



Stock#	Description
B101ZN	2-HOLE CORNER ANGLE, 1-5/8" X 2-5/16"
B102ZN	3-HOLE CORNER ANGLE, 3-1/2" X 2-1/4"
B103ZN	3-HOLE CORNER ANGLE, 1-5/8" X 4-1/8"
B104PAZN	4-HOLE CORNER ANGLE, 3-1/2" X 4-1/8"
B104GRN	4-HOLE CORNER ANGLE, 3-1/2" X 4-1/8"
B115ZN	4-HOLE CORNER ANGLE, 3-3/4" X 3-7/8"
B230ZN	2-HOLE CORNER ANGLE, 1-7/8" X 2-1/16"
B844WZN	UNIVERSAL 90° SHELF BRACKET-WELDED

## 45° Angle Fittings

Stock#	Description
B154ZN	2-HOLE OPEN 45° ANGLE
B155ZN	2-HOLE CLOSED 45° ANGLE
B248ZN	4-HOLE OPEN 45° ANGLE
B368ZN	4-HOLE CLOSED 45° ANGLE

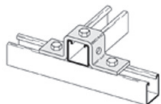


## U Fittings

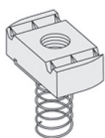
Stock#	Description
B107ZN	5-HOLE U-SUPPORT
B116-32ZN	3-HOLE U-SUPPORT

## Nuts

### Spring Nut (for B22, B24, B26, B32)



Stock#	Thread Size
N223	5/16"
N224	1/4"-20
N225	1/2"-13
N228	3/8"-16
N224W/O	1/4"-20 W/O SPRING
N225W/O	1/2"-13 W/O SPRING
N228W/O	3/8"-16 W/O SPRING
N224SS6	1/4"-20 STAINLESS STEEL
N228SS6	3/8"-16 STAINLESS STEEL

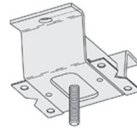


## Slip-On Lock Nut



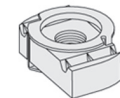
Stock#	Thread Size
SLN1/2	1/2"-20
SLN3/8	3/8"-16

## Insert Square Nut



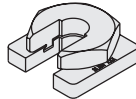
Stock#	Thread Size
N2500-3/8ZN	3/8"-16

## Twirl Nut



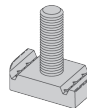
Stock#	Thread Size
TN223	5/16"
TN224	1/4"-20
TN225	1/2"-13
TN228	3/8"-16

## Buzz Nuts



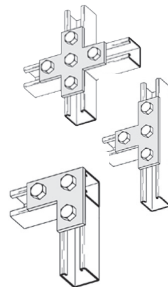
Stock#	Thread Size
SLWN1/4ZN	1/4"-20
SLWN3/8ZN	3/8"-16

## Washer/Nut Combo

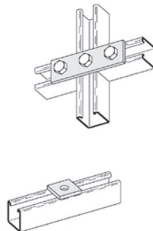


Stock#	Thread Size
NW524	1/4"
NW528	3/8"

## Flat Plate Fittings

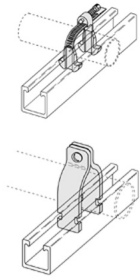


Stock#	Description
B132ZN	5-HOLE FLAT CROSS
B133ZN	4-HOLE TEE PLATE
B143ZN	4-HOLE FLAT CORNER PLATE
B140ZN	3-HOLE FLAT ANGLE
B341ZN	4-HOLE SPLICE PLATE
B341GRN	4-HOLE SPLICE PLATE
B141ZN	3-HOLE SPLICE PLATE
B129ZN	2-HOLE SPLICE PLATE
B200ZN	5/16" SQUARE WASHER
B201ZN	3/8" SQUARE WASHER
B202ZN	1/2" SQUARE WASHER
B201DZN	3/8" NO TWIST SQUARE WASHER
B202ZN	1/2" SQUARE WASHER
B202GRN	1/2" SQUARE WASHER



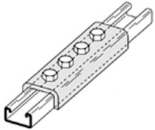
All products are not stocked at all locations.

## Fiberglass



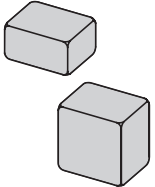
Stock#	Description
BFV100	1/2-1-1/2" ADJUSTABLE PIPE CLAMP
BFV2009	3/4" NON-METALLIC PIPE CLAMP
BFV2010	1" NON-METALLIC PIPE CLAMP
BFV2012	1-1/2" NON-METALLIC PIPE CLAMP
BFV2013	2" NON-METALLIC PIPE CLAMP

## Clevis Fittings



Stock#	Description
B167ZN	4-HOLE SPLICE CLEVIS FOR B52
B172ZN	4-HOLE SPLICE CLEVIS FOR B22

## Channel End Caps



Stock#	Description
B822W	WHITE END CAP FOR B22 & B24
B825-22GRY	GRAY END CAP FOR B22 & B24
B825-52GRY	GRAY END CAP FOR B52 & B54
B852W	WHITE END CAP FOR B52 & B54



451 Industrial Blvd. NE - Minneapolis, MN 55413

*To locate the Viking Electric Supply location near  
you, visit us on the Web at*

***VikingElectric.com***

*or use your mobile smart device to scan the code  
below for direct access to our location map.*

