

Directional Light Output

Perfect for Wall Pack,
Canopy & Shoebox Fixtures



Integral Driver

Eliminates the Need for
External Driver or Ballast

Rotatable
EX39 Mogul Base

SINCE 1945
KEYSTONE

VE Viking Electric Supply

XPANDER

27
Watts

4100
Lumens

Replaces
100/150W
Metal Halide

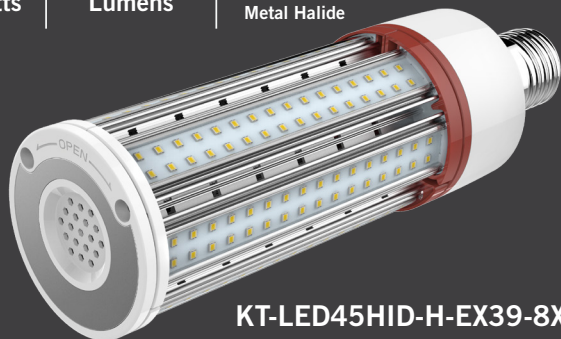


KT-LED27HID-H-EX39-8XX-D

45
Watts

6400
Lumens

Replaces
175W
Metal Halide



KT-LED45HID-H-EX39-8XX-D

80^{*}
Watts

10000
Lumens

Replaces
250/320W
Metal Halide




KT-LED80HID-H-EX39-8XX-D

110^{*}
Watts

14000
Lumens


Replaces
400W
Metal Halide



KT-LED110HID-H-EX39-8XX-D

Integrated Heat Sink

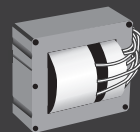
Quickly Dissipates Heat



Mounting Accessory

Stabilizes Lamp in Horizontal Orientation

BYPASS THE BALLAST




Bypass the existing ballast and connect the 120-277V line voltage directly to the sockets. No ballast or external driver is required.



BUILT-IN SURGE PROTECTION



50,000 HOUR LIFETIME



FULLY ENCLOSED FIXTURE




IP64 RATED



RoHS
Compliant

5 YEAR
WARRANTY



DirectDrive 180° Horizontal Lamps

Catalog Number	Rated Lamp Wattage	Metal Halide Equivalent Wattage	Input Voltage	Base Type	Lumens	CRI	IP Rating	Efficacy
KT-LED27HID-H-EX39-840-D	27W	100/150W	120-277V	EX39 Rotatable	4,000	85	IP64	148 lm/W
KT-LED27HID-H-EX39-850-D	27W	100/150W	120-277V	EX39 Rotatable	4,100	85	IP64	152 lm/W
KT-LED45HID-H-EX39-840-D	45W	175W	120-277V	EX39 Rotatable	6,300	85	IP64	140 lm/W
KT-LED45HID-H-EX39-850-D	45W	175W	120-277V	EX39 Rotatable	6,400	85	IP64	142 lm/W
KT-LED80HID-H-EX39-840-D*	80W	250/320W	120-277V	EX39 Rotatable	9,900	85	IP64	124 lm/W
KT-LED80HID-H-EX39-850-D*	80W	250/320W	120-277V	EX39 Rotatable	10,000	85	IP64	125 lm/W
KT-LED110HID-H-EX39-840-D*	110W	400W	120-277V	EX39 Rotatable	13,700	85	IP64	125 lm/W
KT-LED110HID-H-EX39-850-D*	110W	400W	120-277V	EX39 Rotatable	14,000	85	IP64	127 lm/W

*only for use in canopy and shoebox fixtures

Part numbers may be shown with **8xx** as a color temperature. **8xx** indicates several color temperatures available.


840

800 Series, 4000K


850

800 Series, 5000K


Typical Applications



Canopy



Wall Pack



Shoebox

SINCE 1945
KEYSTONE
LIGHT MADE EASY

VE *Viking Electric Supply*

Viking Electric Supply • www.VikingElectric.com