

# SYLVANIA Luminaire

## ValueLED™ Contractor Series RT Screw-based Smooth Reflector

### Application

Ideal for retrofit applications in healthcare, hospitality, office, residential and retail using 4 inch, 5 inch & 6 inch housings.

### Benefits and Features

- Lumen Package:
  - RT4 with 550 lumens
  - RT5/6 with 625 lumens
- Complete product mix with all color temperatures available: 2700K, 3000K, 4000K and 5000K
- Integrated white trim, smooth reflector, socket adaptor, airtight ring (included)
- No warm-up time, instant-on with full light output and consistent lamp to lamp color
- RT5/6 is compatible with 5 inch & 6 inch housings
- CRI >80
- Offered in 8W and 9W
- Available beam angle: 110°

### Electrical

- 120V<sub>AC</sub>

### Rated Life

- 15,000 hours (L<sub>70</sub>)

### Warranty

- 5-year
- NLB Trusted Warranty Program

### Ambient Operating Range

- -4°F to +104°F (-20°C to +40°C)

### Certifications and Listings

- UL

RT4



RT5/6



### Wattage Comparison

Traditional Source	Traditional System Wattage	LED System Wattage	Energy Savings
Incandescent	50W	8W	86%
Incandescent	65W	9W	86%

### Installation

- Suitable for indoor and outdoor dry, damp and wet locations.
- Suitable for dimmers or in housings controlled by a dimmer. For a list of compatible dimmers, please refer to <https://www.sylvania.com/en-us/products/solid-state-lighting-led/Pages/ULTRADownlight-LED-Retrofit-Kits.aspx>
- Compatible with Leviton SureSlide model 6674, Lutron Maestro C-L model MACL-153P, Lutron Caseta PD-6WCL, Lutron model DVCL-153P, and Leviton model 6672.
- The RT4 & RT5/6 Screw-based recessed downlight kits are dimmable down to 10% of full light output with compatible dimmers. The minimum dimming value is based on light output using compatible dimmers and may not be an indication of the kit's full rated capability.
- Not intended for use with emergency light fixtures or exit lights.
- For use in housings that can structurally support a lamp weighing one pound.
- RT5/6 designed to install in standard 5" and 6" insulated and non-insulated housings.



## Specification Data

Catalog #	Type
Project	
Comments	
Prepared by	

## Ordering Guide

LED	/	RTX	/	XXX	/	8	XX	/	RP
LED		RT4 RT5/6		Lumens 550, 625		CRI 8 = 80	Color Temperature 27 = 2700K 30 = 3000K 40 = 4000K 50 = 5000K		Packaging RP = Retail Pack

## Ordering Information

Item Number	Ordering Abbreviation	Power (W)	Base Type	Replaces	Input Voltage (V)	Average Life (hrs)	CCT	Case Qty	Typical Lumens (lm)	CRI	Power Factor	Bulb Finish	ENERGY STAR®	T20	T24
70520	LED/RT4/550/827	8W	E26 Medium	50W	120	15,000	2700K	4	550	80	>90%	Frosted	No	No	No
70521	LED/RT4/550/830	8W	E26 Medium	50W	120	15,000	3000K	4	550	80	>90%	Frosted	No	No	No
62234	LED/RT4/550/830/RP	8W	E26 Medium	50W	120	15,000	3000K	12	550	80	>90%	Frosted	No	No	No
74181	LED/RT4/550/840	8W	E26 Medium	50W	120	15,000	4000K	4	550	80	>90%	Frosted	No	No	No
74182	LED/RT4/550/850	8W	E26 Medium	50W	120	15,000	5000K	4	550	80	>90%	Frosted	No	No	No
74404	LED/RT56/625/827	9W	E26 Medium	65W	120	15,000	2700K	4	625	80	>90%	Frosted	No	No	No
74405	LED/RT56/625/830	9W	E26 Medium	65W	120	15,000	3000K	4	625	80	>90%	Frosted	No	No	No
62235	LED/RT56/625/830/RP	9W	E26 Medium	65W	120	15,000	3000K	12	625	80	>90%	Frosted	No	No	No
74406	LED/RT56/625/840	9W	E26 Medium	65W	120	15,000	4000K	4	625	80	>90%	Frosted	No	No	No
74407	LED/RT56/625/850	9W	E26 Medium	65W	120	15,000	5000K	4	625	80	>90%	Frosted	No	No	No

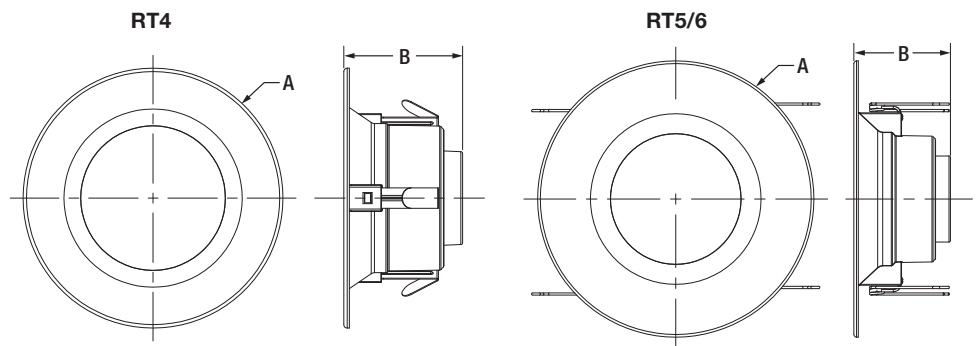
## Energy Savings

Basic Product Description	LED Life (hrs)	LED Lumens	Similar Incandescent (hrs)	Incandescent Lumens	Watts Saved	Energy Savings*	LED Life vs Incandescent
LED/RT4/550/8XX	15,000	550	2000	640	42W	\$50	5.5X
LED/RT5/6/625/8XX	15,000	625	2000	640	56W	\$67	5.5X

\*Energy savings over life of lamp calculated at \$0.11/kWh

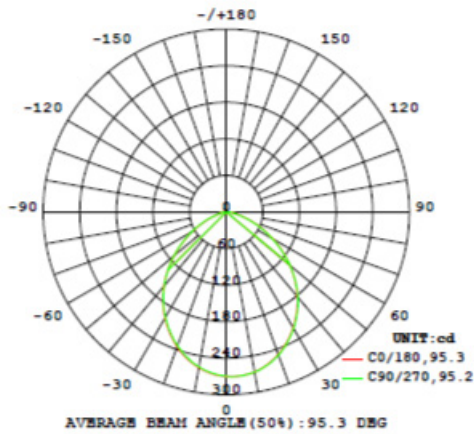
## Physical Information

Lamp Description	(A) Diameter in (mm)	(B) Height in (mm)
LED/RT4/550/8XX	5.51 (140)	2.68 (68)
LED/RT5/6/625/8XX	7.28 (185)	2.76 (70)

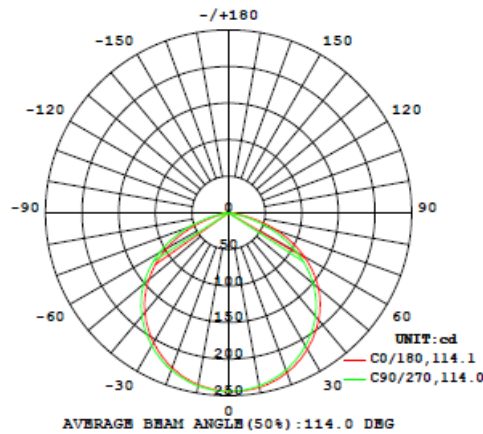


## Photometric Data

### RT4 550lm



### RT5/6 625lm

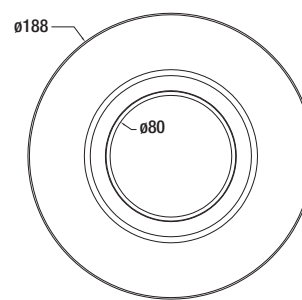


## Accessories

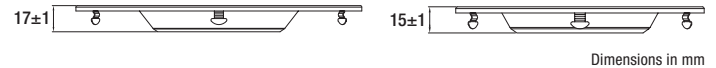
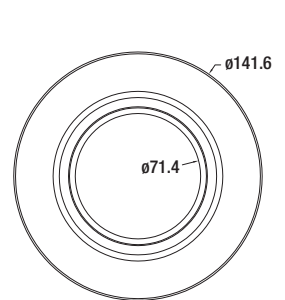
**RETROFIT TRIM (For non-Gimbal only, can be used with RT4 and RT5/6)**

Item Number	Description
61713	RT4/TRIM/BLK/G2 One tone: Black Trim & Black Reflector
61714	RT4/TRIM/ORBZ/G2 One tone: Bronze Trim & Bronze Reflector
61715	RT4/TRIM/SN/G2 One tone: Satin Nickel Trim & Satin Nickel Reflector
61716	RT5/6/TRIM/BLK/G2 One tone: Black Trim & Black Reflector
61717	RT5/6/TRIM/ORBZ/G2 One tone: Bronze Trim & Bronze Reflector
61718	RT5/6/TRIM/SN/G2 One tone: Satin Nickel Trim & Satin Nickel Reflector

### RT5/6



### RT4



Dimensions in mm

### Bronze



### Black



### Satin Nickel



LEDVANCE LLC

200 Ballardvale Street

Wilmington, MA 01887 USA

Phone 1-800-LIGHTBULB (1-800-544-4828)

www.ledvanceUS.com

SYLVANIA and LEDVANCE are registered trademarks.

All other trademarks are those of their respective owners.

Licensee of product trademark SYLVANIA in general lighting.

Specifications subject to change without notice.

