








ORDERING INFORMATION

	Catalog Number	Voltage	Max. Watts Incandescent	Max. Watts HID HPF	NPF	Weight lbs kg	
	PHOTOCONTROL – BUTTON TYPE ¹						
	PBT-1 ⁶	120	1200	400	250	.125	0.1
	PBT-234 ⁶	208/240/277	1200	400	250	.125	0.1
	PHOTOCONTROL – 1/2" THREAD MOUNT ²						
	PTA-1 ⁶	120	2000	1000	400	.25	0.1
	PTA-8 ⁶	120-277	2000	1000	400	.25	0.1
	PTA-5	480	2000	1000	400	.25	0.1
	PHOTOCONTROL – TWIST-LOCK® CELL ³						
	PTL-1 ⁶	120	1800	1000	400	.25	0.1
	PTL-8 ⁶	120-277	1800	1000	400	.25	0.1
	PTL-5	480	1800	1000	400	.25	0.1
	RECEPTACLE – REMOTE TWIST-LOCK® CELL WITH BRACKET ⁴						
	PRR	120-480	1800	1000	400	.5	0.2
	SHORTING CAP – TWIST-LOCK® MOUNT ⁵						
	PSC	Completes circuit – eliminates PCR				.25	0.1

1 Miniature photocontrol sealed in a sturdy plastic housing 2 1/16" x 1 1/8" s 7/8" with 3/4" nipple length. Nipple dia. is 3/8" pipe thread – 5/8" outside diameter fits 1/2" tapped hubs Use in any suitable enclosed box or luminaire. A gasket and lock nut provide weather tight seal at exit point.

2 Weatherproof photocontrol in a polycarbonate housing with field adjustable light sensitivity level feature. 3 5/8" x 2" x 1 1/2" housing with 5/8" nipple length.

3 Weatherproof Twist-Lock® photocell enclosed in a high butyrate protective housing. Meets EEL-NEMA standards. For use with Twist-Lock® receptacles (PCR).

4 Remote receptacle for PTL Twist-Lock® cell. Includes aluminum angle bracket and color coded leads. Bolts to wood poles, crossarms, walls or any flat surface.

5 Weatherproof shorting cap to complete circuit and allow fixture to operate when Twist-Lock® photocontrol (PTL) is not used. For use with Twist-Lock® receptacles (PCR).

6 CSA certified.