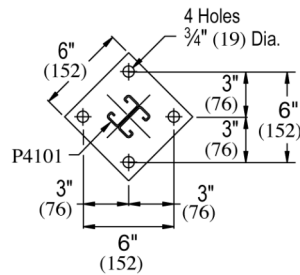
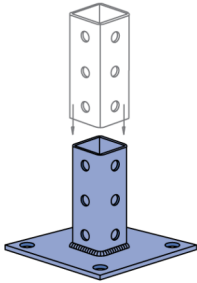
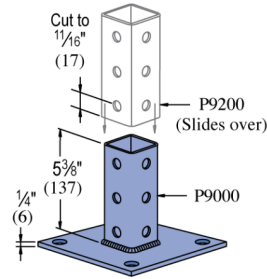


P9011 - Post Base (Telestrut)

Features

- Use with P9200
- 6" square base
- Anchor Telestrut to floors, walls or ceilings



Standard Dimensions (Unless Shown Otherwise on Drawing):

- **Hole Diameter:** $\frac{9}{16}$ " (14mm)
- **Hole Spacing (From End):** $\frac{13}{16}$ " (21mm)
- **Hole Spacing (On-Center):** $1\frac{7}{8}$ " (48mm)
- **Width:** $1\frac{5}{8}$ " (41mm)
- **Thickness:**

- $\frac{1}{4}$ " (6.4mm) with steel meeting or exceeding ASTM A1011 SS GR 33, or
- 0.220" (5.6mm) with steel meeting or exceeding ASTM A1011 HSLAS GR 45

Note:

- When used for mechanical supports, load capacities of brackets and fittings should be in compliance with the American Standard Code for Pressure Piping.

Materials & Finishes - Standard:

- **Base Metal:** Steel conforms to ASTM A1011 SS GR 33, A1011 HSLAS GR 45, A36, A575, A576, or A635.
- **Electrogalvanized (EG):** Conforms to ASTM B633, Type III SC1
- **Unistrut Defender (DF):** Conforms to ASTM A1059
- **Hot Dip Galvanized (HG):** Conforms to ASTM A123 or A153
- **Perma-Green (GR):** Conforms to commercial standards for powder coating
- **Perma-Gold (ZD):** Conforms to ASTM B633, Type II SC1 or SC3
- **Plain (PL):** No finish

Materials & Finishes - Special Metals:

- **Stainless Steel, Type 304 (SS):** Conforms to ASTM A240 or A276, Type 304 *
- **Stainless Steel, Type 316 (ST):** Conforms to ASTM A240 or A276, Type 316 *
- **Aluminum (AL):** Conforms to ASTM B209, Type 1100F or 5052-H32 *

* These materials have different physical properties and performance characteristics. Please contact us for design support.



Catalog Number	Gauge	Material Type	Surface Finish	Part Weight (lb/ea)	Standard Package Weight (lb)
P9011 GR	12	Steel	Green E-Coat	3.32	33.2
P9011 HG	12	Steel	Hot-Dip Galvanized	3.32	33.2
P9011 PL	12	Steel	Plain/Oil	3.32	33.2