

IN-CHANNEL JOINERS

FOR 1 5/8" (41 MM) WIDTH SERIES CHANNEL



1 5/8" Channels

Nuts & Hardware

General Fittings

Pipe/Conduit Supports

Electrical Fittings

Concrete Inserts

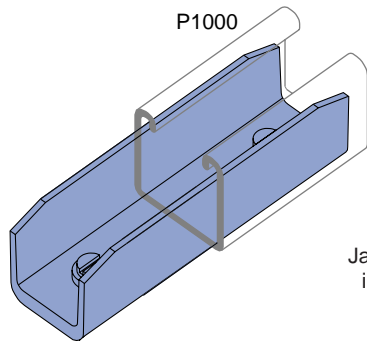
1 1/4" Framing System

1 3/16" Framing System

Spec. Metals & Fiberglass

Index

P2900



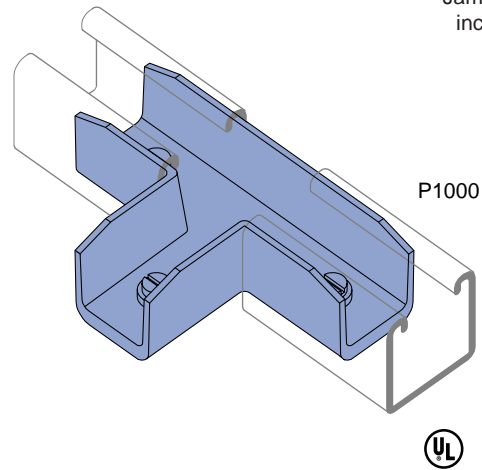
Jam screws included.



Material: Cast aluminum.

Wt/C 20 Lbs (9.1 kg)

P2901



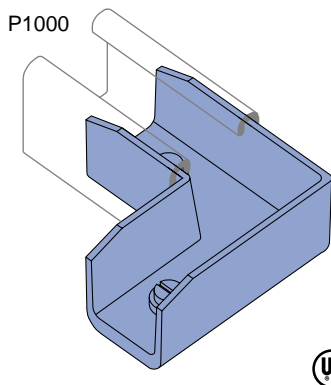
Jam screws included.



Material: Cast aluminum.

Wt/C 35 Lbs (15.9 kg)

P2902



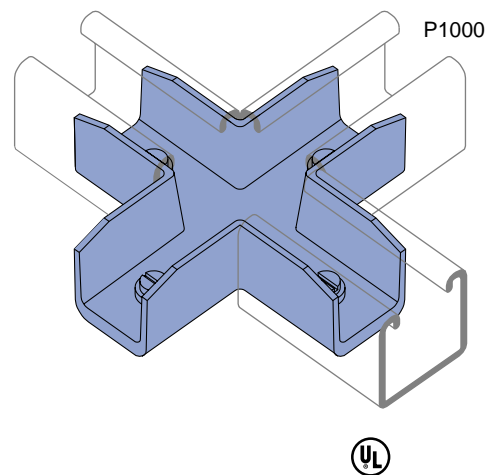
Jam screws included.



Material: Cast aluminum.

Wt/C 27 Lbs (12.2 kg)

P2903



Jam screws included.



Material: Cast aluminum.

Wt/C 45 Lbs (20.4 kg)