



CONNECT AND PROTECT

Fixing, Fastening & Support Products

For Electrical Installation and
Datacom & Telecom Applications


nvent



CADDY

8

7

6

5

4

3

2

1



Commercial builders, energy companies, data-center operators and industrial producers worldwide have long trusted nVent CADDY, ERICO, HOFFMAN, RAYCHEM, SCHROFF and TRACER products for their electrical connection and protection needs.

These market-leading brands have united under a new company: nVent.

As nVent, established electrical brands that previously were part of the diverse Pentair offerings have joined forces under a single mission: the belief that safer systems ensure a more secure world. nVent connects and protects customers with inventive electrical solutions.

Maximize your productivity. Minimize downtime. Reduce operating costs. Trust nVent to connect and protect your electrical infrastructure.

Table of Contents

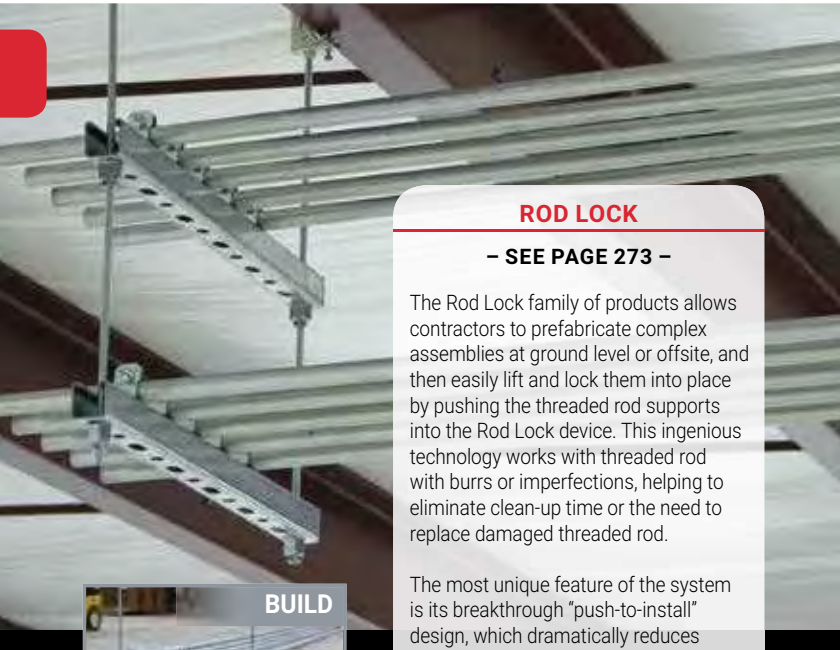
Product Application Reference	pages 25 - 42
Cable / Conduit	43 - 100
Structural Attachments	101 - 166
nVent CADDY All-In-One	167 - 180
Stud Wall	181 - 210
Datacom / Low Voltage (featuring nVent CADDY Cat HP) . .	211 - 272
nVent CADDY Rod Lock	273 - 284
nVent CADDY Speed Link	285 - 308
Ceiling / Acoustical	309 - 334
(Mechanical) – Pipe and Tube Fixings.	335 - 342
nVent CADDY Pyramid	343 - 364
Metal Framing	365 - 394
Seismic Bracing Systems.	395 - 412
Reference	413 - 422
Alpha-Numeric Index.	423 - 434

WARNING nVent products shall be installed and used only as indicated in nVent's product instruction sheets and training materials. Instruction sheets are available at nVent.com/CADDY and from your nVent customer service representative. Improper installation, misuse, misapplication or other failure to completely follow nVent's instructions and warnings may cause product malfunction, property damage, serious bodily injury and/or death, and void your warranty.

Featured Products



Featured Products



ROD LOCK

– SEE PAGE 273 –

The Rod Lock family of products allows contractors to prefabricate complex assemblies at ground level or offsite, and then easily lift and lock them into place by pushing the threaded rod supports into the Rod Lock device. This ingenious technology works with threaded rod with burrs or imperfections, helping to eliminate clean-up time or the need to replace damaged threaded rod.

The most unique feature of the system is its breakthrough “push-to-install” design, which dramatically reduces the installation time of threaded rod support structures when compared to conventional fasteners. Simply speaking – Rod Lock is revolutionizing how contractors support conduit, cable tray, and lights by helping to make installations faster, easier and more secure.



BUILD

Assemble on the ground or off-site



LIFT

Raise assembly to ceiling



DONE

Level, tighten lock nut



SNSW FLANGED NUT

– SEE PAGE 284 –

A combination of a slotted channel washer and nut that can be installed at any location along a threaded rod. Ideal for retrofit project where disassembly of the existing trapeze is not desired.

Featured Products



ROD LOCK PRESET ANCHORS

– SEE PAGE 276 –

Preset anchors for concrete over plywood forms and metal decking that allow complex prefabricated threaded rod assemblies to be easily pushed into place.



ROD LOCK COUPLERS

– SEE PAGE 277-278 –

- Easily installs into any traditional structural threaded rod attachment
- Plastic protection cap prevents dirt or structural coatings from obstructing the “push-to-install” mechanism



ROD LOCK TELESCOPING STRUT REPLACEMENT

– SEE PAGE 281 –

- Easy “push-to-install” design allows installers to simply push the threaded rod through the mounting hole, instantly holding it in position
- Telescopes to the desired length and is locked in place by snapping closed a spring retainer clip
- Standard strut profile runs the entire length of the part, allowing most standard fittings to be placed anywhere between the rods
- Integrated ruler displays space between hanger rods in inches and centimeters
- Supports up to seven 2” (50 DN) conduits, or up to 18” (450 mm) cable tray
- Conduit can be supported on the top and bottom, eliminating the need for double sided strut

Featured Products



SPEED LINK


– SEE PAGE 285 –

The Speed Link SLK system provides a versatile overhead support solution that is easy to adjust and installs quickly to almost any structure. The system supports a wide range of applications, including cable tray, lighting, conduit, strut profiles and signage from overhead structural building members. It is available with a variety of specialty end fittings for the most common building structure types, a range of wire rope diameters and lengths, and includes a unique keyless locking device.



- Push/pull keyless release allows easy adjustments
- Range includes solutions for both 1.5 mm and 2 mm cables as well as larger 3 mm cables for higher load applications
- Low-profile locking device minimizes visual impact
- Cable spread of 90 degrees allows positioning the device closer to the load
- Keyless release tubes are easy to operate while wearing gloves
- Double-sided locking mechanism enables simple height adjustment
- Individual packaging holds wire rope neatly until objects are ready to install

Structure Attachments for Steel & Concrete



Featured Products



SPEED LINK SLK SPOOL KIT

– SEE PAGE 304 –

- Kit includes spool of Speed Link steel wire and SLK locking devices
- Wire spool and locking devices are packaged together, simplifying transportation to the jobsite and reducing inventory
- Packaging allows end-users to pull and cut any length of wire that is needed without having to take the spool out of the box
- Ideal for rework and installations where custom lengths of wire may be needed



SLK WITH Y-TOGGLE

– SEE PAGE 296 –

- Complete system includes wire, locking device and two pre-assembled toggle end fittings
- Attaches to clearance holes in a variety of structures or hanging devices



SPEED LINK SLS TRAPEZE KIT

– SEE PAGE 301 –

- Out of the box trapeze solution includes Telescoping Strut Replacement, wire rope with pre-assembled hook end-fitting, and two SLS locking devices
- Telescopes to the desired length and is locked in place by snapping closed a spring retainer clip
- Standard strut profile allows most standard fittings to be placed anywhere between the wire rope supports
- Supports up to seven 2" conduits, or up to 18" cable tray
- Conduit can be placed directly on the strut profile, saving vertical space in buildings with limited installation room
- Fastens to the building structure or hanging services by looping around and hooking to wire rope
- Finger tightening of nut secures the locking device into position without tools
- Installs in telescoping strut replacement without the need to insert fingers or tools into the channel

Featured Products



ALL-IN-ONE

– SEE PAGE 167 –

We asked electrical contractors what problems they face and how nVent CADDY innovation can help meet their needs. We listened to what they do today and heard a consistent message: Find a better way to mount, wire and install electrical devices, such as switches and outlets, on the job or offsite. Then the nVent CADDY team designed and built ONE system that meets many of the different installation methods and preferences of today's electrical contractor.

- Complete assembly that is ready to use right out of the box and installs with just two screws
- Rigid back plate functions as a far-side support and is resistant to bending
- Box remains fixed in place when mud ring is removed (on applicable models)
- Open-back design offers faster and easier access to install conduit connectors or wiring
- Stocked inventory – available when you need it
- Made in the USA

Featured Products



NVENT CADDY PREFAB SOLUTIONS

– SEE PAGE 207 –



Reduce Labor Cost.
Improve Material Management.
Reduce Project Management Time.

nVent CADDY PREFAB Solutions designs and manufactures UL Listed, prefabricated branch wiring systems and delivers those systems direct to the electrical contractor. Our system gives contractors the ability to better control their labor cost, improve material management and meet the challenging schedule demands in today's construction environment.

Labor Savings & Impact

Direct labor savings

- 90% complete when the system arrives.
- Lower installation skill level required
- Re-assignment of skill-sets
- Layout & non-productive labor cost reduced
- Reduction of project management & overhead cost
- Less material handling cost


Material Considerations

- Reduction of cable and wire scrap
- Elimination of left over material
- Elimination of spot buying

Other Considerations & Advantages

- Improve cash flow
- Adherence to project specifications
– a second eye

Featured Products



nVENT CADDY CAT HP

– SEE PAGE 212 –

The Cat HP J-Hook System is an advanced, non-continuous pathway support solution for today's high-performance cabling systems. Highly engineered features help ensure a stable and secure installation that complies with industry codes and standards for high-performance cables.

The Cat HP System is a cost-effective alternative to using wire mesh cable tray, ladder tray or similar complex alternatives. It requires significantly less material and installs in a fraction of the time of other methods. This versatile solution accommodates a wide range of attachment methods and is available as individual J-Hooks, pre-built Cat HP assemblies and multi-tiered trees, as well as interchangeable Cat HP components. The Cat HP J-Hook System provides the perfect combination of performance, time savings and versatility required by today's datacom and electrical contractors.




Featured Products




PYRAMID

– SEE PAGE 343 –

Pyramid rooftop supports are a surface mounted solution for supporting electrical and mechanical applications on a variety of roof surfaces. They offer superior load capacity and dramatically reduce installation time by replacing slow, heavy and labor-intensive methods for support of pipe, conduit, duct, cable tray and equipment. Unlike wood blocks, Pyramid supports are specifically designed for rooftop applications, incorporating unique materials and finishes that protect roof membranes and provide superior corrosion protection.



Featured Products



TELESCOPING STRUT REPLACEMENT

– SEE PAGE 281 & 366-368 –

The Telescoping Strut Replacement is an innovative alternative to using traditional strut channels for trapeze or other support structures that accommodates standard strut fittings. This telescoping solution eliminates the need to handle and cut long lengths of strut to size. The bracket telescopes to the desired length and is locked in place by snapping closed a spring retainer clip.

- Standard strut profile runs the entire length of the part, allowing most standard fittings to be placed anywhere between the rods
- Spring steel retainer strap can be manually locked into place, allowing a tool-free installation
- Ready to use out of the box and eliminates the need for cutting sections of strut
- Pre-cut design is easier to transport and store than standard lengths of strut



With Nut



No Nut



Retrofit

Featured Products

– With Shot-Fire Brackets

- Comes complete with shot-fire bracket and pre-assembled drive pin from Powers Fasteners, Inc
- Quickly and easily attaches to concrete, steel or composite metal decking
- Integrated pin installs easily using powder-actuated or single-shot gas-actuated tools



DROP SMOOTH ROD / THREADED ROD WITH SHOT-FIRE BRACKET

– SEE PAGE 134-135 –

- Works with most standard CADDY spring steel fasteners designed for rod attachments



SNAP CLOSE CONDUIT/PIPE CLAMP WITH SHOT-FIRE BRACKET

– SEE PAGE 59 –

- Eliminates need for offset bending conduit
- Finger closure, no tools required



CAT HP J-HOOK WITH SHOT-FIRE BRACKET

– SEE PAGE 227 –

- Provides optimal support for high-performance data cable, up to and including Cat 5e, Cat 6, Cat 6A, Cat 7 and fibre optic



MC/AC CABLE SUPPORT WITH SHOT-FIRE BRACKET

– SEE PAGE 70 –

- Neatly isolates, supports and secures MC/AC cables
- Properly spaces MC/AC cable to help eliminate bundling and NEC® & CEC derating issues

Featured Products



PUSH IN CONDUIT TO ROD/WIRE CLIP

– SEE PAGE 78 –

- Provides attachment of conduit



MC/AC CABLE SUPPORT BRACKET WITH ROD/WIRE CLIP

– SEE PAGE 79 –

- Neatly isolates, supports and secures MC/AC cables
- Properly spaces MC/AC cable to help eliminate bundling and NEC® & CEC derating issues



Additional larger sizes available



NM CABLE TO ROD/WIRE CLIP

– SEE PAGE 80 –

- Supports non-metallic sheathed cable with ground wire



SBT-Z MULTIPLE CONDUIT MOUNTING PLATE WITH ROD/WIRE CLIP

– SEE PAGE 80 –

- Single point structure attachment and easy “snap-in” field assembly of up to three conduit clips
- No tools necessary for installation of clips
- Eliminates need for offset bending conduit

MULTI-FUNCTION CLIP (8Z34)

– SEE PAGE 149 –

- Works with 1/2” and 5/8” rods
- 50 lb load rating

Featured Products



HAMMER-ON FLANGE CLIP, SIDE MOUNT

– SEE PAGE 119 –

- Provides an attachment for wire, S-hooks, chain, nVent CADDY Speed Link or other assemblies to flanges and profiles
- Installs with just a hammer



H-TI/T ROD TO FLANGE CLIP

– SEE PAGE 119 –

- Suspends threaded rod from beam flanges
- Threaded rod hanger can swivel to provide a vertical dropdown
- Requires only a hammer to install



HAMMER-ON FLANGE CLIP, BOTTOM MOUNT

– SEE PAGE 117 –

- Can be used to support boxes, fixtures or other applications from beam flanges
- Installs with just a hammer



HAMMER-ON FLANGE CLIP, BOTTOM MOUNT WITH STUD

– SEE PAGE 118 –

- Can be used to support boxes, fixtures or other applications from beam flanges
- Captive threaded stud minimizes the need for additional hardware

HAMMER-ON FLANGE CLIP, SIDE MOUNT

– SEE PAGE 119 –

- Works with 13/16" - 1 1/8" flange
- 200 lb static load

Additional larger sizes available



Featured Products



B18 COMBINATION BOX/CONDUIT HANGER

– SEE PAGE 91 –

- One assembly provides support for horizontal electrical box and/or conduit from threaded rod
- Eliminates need for offset bending conduit
- 66% less Drop Wires (rod/wire application)



B18-TDH BOX/CONDUIT WITH DECK HANGER

– SEE PAGE 98 –

- Meets the requirements of NEC® Section 300.4(E)
- Supports conduit or pipe 1-1/2" (38 mm) under the roof decking to prevent potential damage from nails or screws
- Supports box and conduit with one attachment point



B18-MCS-Z BOX/MC/AC CABLE HANGER WITH ROD/WIRE CLIP

– SEE PAGE 97 –

- One assembly provides support for horizontal electrical box and/or MC/AC cable from threaded rod
- Properly spaces MC/AC cable to help eliminate bundling and NEC® & CEC derating issues
- Neatly isolates, supports and secures MC/AC cables



B18-CPNAM BOX/CONDUIT WITH DECK ANGLE BRACKET

– SEE PAGE 97 –

- Meets the requirements of NEC® Section 300.4(E)
- Supports conduit or pipe 1-1/2" (38 mm) under the roof decking to prevent potential damage from nails or screw
- Supports box and conduit with one attachment point

Featured Products



MC/AC CABLE SUPPORT BRACKET

– SEE PAGE 95 –

- Neatly isolates, supports and secures MC/AC cables
- Properly spaces MC/AC cable to help eliminate bundling and NEC® & CEC derating issues
- Results in a “neat and workmanlike” installation



FAN/FIXTURE MOUNT

– SEE PAGE 95 –

- 2-1/8” electrical box is premounted and centered on bracket and is fully adjustable up to 8” in either direction
- Electrical box has three open knockouts for quick installation
- Each kit includes screws to mount fan, nVent CADDY Speed Link to support from building structure and two Fixture Mount Stabilizer Clips (FMSBC1) to stabilize ceiling tiles



MC/AC CABLE SUPPORT BRACKET WITH FLANGE CLIP

– SEE PAGE 95 –



MC/AC CABLE SUPPORT BRACKET WITH FLANGE CLIP

– SEE PAGE 95 –



HEAVY DUTY T-GRID BOX HANGER

– SEE PAGE 95 –

- Quickly mounts a box to T-grid
- Adjustable height for various electrical box depths
- Mounts flush with face of tile
- Drop wire for independent support from clip and/or bar

Featured Products



MC/AC AND NON-METALLIC SHEATHED CABLE SUPPORT

– SEE PAGE 189 –

- Effectively supports non-metallic sheathed and MC/AC cables
- Secures cables 1-1/4" from the face of the stud
- Flared edges prevent damage to the cable jacket
- Holds up to four MC/AC cables or four 12-3 non-metallic sheathed cables with ground
- Unique "stop-bend" design helps prevent cables from being installed too far from face of stud



UNIVERSAL ELECTRICAL BOX BRACKET

– SEE PAGE 186 –

- Can be pre-fabricated prior to attaching box to the bracket
- Box locking tabs securely lock electrical boxes in place to prevent disassembly during shipment
- Mounts electrical boxes
- Mounts plaster rings for low voltage applications
- Easily identify mounting orientation of electrical boxes
- Feet on the far-side supports help prevent damage to the drywall
- Can be mounted to stud on all four sides
- Designed with two far-side supports for added stability
- Allows any box size to be used



TELESCOPING RIGID BOX SUPPORT

– SEE PAGE 185 –

- Accommodates up to 6-gang box in 16" stud spacing or up to 10-gang in 24" stud spacing
- Will support four electrical boxes in 24" stud spacing
- Open design allows a variety of positions for box location
- Easy to adjust after the electrical box is installed
- For use with 4" square and 4-11/16" boxes and mud rings
- Unique, one-piece, break apart design


Featured Products



SNAP TO STUD TELESCOPING SCREW GUN BOX BRACKET

– SEE PAGE 199 –

- Snap to stud function makes installation fast and easy, saving time and increasing productivity
- Self-leveling feature ensures the bracket is always square to the stud, for a consistent and professional installation
- Pre-configured for 2-1/8" deep boxes and only a simple adjustment needed for 1-1/2" deep boxes



MC/AC CABLE TO STUD CLIP

– SEE PAGE 192 –

- Manufactured with stabilizer legs for virtually "wobble-free" support
- Snaps into place on metal stud and beam flange
- Pre-punched holes in clip allow it to be screwed to wood stud, concrete or block



ADJUSTABLE FAR-SIDE BOX SUPPORT, PLASTIC

– SEE PAGE 183 –

- Provides far side electrical box support in various stud wall depths
- No adjustment needed in a 3-5/8" wall
- Can be stacked or trimmed for any stud wall depth



nVENT CADDY GLIDER ELECTRICAL BOX ATTACHMENT

– SEE PAGE 201 –

- Attaches electrical boxes to the TSGB with a single screw, without tools and without need for disassembly
- Allows closer installation of multiple boxes between or against the studs
- Allows for easy repositioning of electrical boxes
- Ideal for pre-fab assemblies

Featured Products



SNAP TO STUD ELECTRICAL BOX BRACKET

– SEE PAGE 192 –

- Snap to stud function makes installation fast and easy, saving time and increasing productivity
- Self-leveling feature ensures the electrical box is always square to the stud, for a consistent and professional installation
- Mounts to either side of the stud and can be mounted side by side on the same stud
- Accommodates all stud depths, simplifying purchasing and pre-fab operations
- Works with standard or adjustable single and double gang mud rings
- Rigid design delivers consistency and quality during the trim out phase, helping reduce call backs and costly repairs
- Additional mounting tabs allow the bracket to be secured to the front and inside face of the stud for extra stability
- Unique fold-out tabs eliminate the need to use scrap pieces of floor track to provide rigidity when mounting to the open face of studs
- Specially shaped key holes help keep the box assembled even when the mud ring is removed, providing greater access to the box in the field



FIXTURE MOUNT STABILIZER CLIP

– SEE PAGE 328 –

- Levels signage
- Secures ceiling tile during installation of trim rings
- Helps eliminate bulges in ceiling tiles
- Can be used on boxes with or without plaster rings
- No installation tools required



WMX CABLE HANGER

– SEE PAGE 69 –

- Bundle runs of MC or AC (refer to local authorities and NEC® Article 310 for derating ampacity when flexible power cables are used)
- Can be used with 4H series flange clips, DH2 / TDH deck clips, AO or AB nail brackets, VF14 vertical flange, AF14/122/123 Z purlin
- Available pre-assembled with shot-fire pin bracket for easy installation into concrete

Featured Products



SBT MULTIPLE CONDUIT MOUNTING PLATE

– SEE PAGE 57 –

- Single point structure attachment and easy “snap-in” field assembly of up to three conduit clips
- No tools necessary for installation of clips
- Eliminates need for offset bending conduit
- Available in a variety of riveted assemblies
- Helps eliminate multiple beam clamps or strut assemblies



SBT-TDH MULTIPLE CONDUIT MOUNTING PLATE WITH DECK HANGER

- Meets the requirements of NEC® Section 300.4(E)
- Supports conduit or pipe 1-1/2" (38 mm) under the roof decking to prevent potential damage from nails or screws

Also Available:



SBT-BC200 with Beam Clamp



SBT-BC with Beam Clamp



SBT-H with Flange Clip



SBT-HSM with Flange Clip



SBT-Z with Rod/Wire Clip

Featured Products

NVENT CADDY ARMOUR

Superior Corrosion Resistance

Armour provides the highest level of corrosion resistance for steel fasteners on the market today. In fact, nVent is so confident in its performance, we are offering a 10-year limited warranty* on all parts coated with Armour.

Excellent Coat Quality

Armour provides an extremely consistent and even coating. This aesthetically pleasing appearance is particularly important for installations in highly visible areas, such as open ceilings.

Innovative Three-Layer Coating System

Innovation is a hallmark of our continuing success. Armour is the latest nVent CADDY innovation in coating technology. Armour is a three-layer coating system that is RoHS compliant.




ARMOUR

The photography demonstrates product performance after 1,000 hours of salt spray testing**.



"W" - COMPETITOR - "C"



*See nVent.com/CADDY for the terms of nVent's Armour 10-year limited warranty.

**Salt spray testing test method: ASTM B117 / DIN 50021; Cyclic corrosion test method: GM 9540P.

The third layer is a topcoat that provides added barrier protection.

The second layer is a basecoat. It is formulated to self-heal from scratches and sacrifice itself to protect the fastener.

The first layer is a surface preparation of the steel fastener. It is a chemically-bonded layer that improves coating adhesion.

Applications



Applications

CABLE/CONDUIT



Page 44



Page 46



Page 51



Page 53



Page 55



Page 56



Page 68



Page 67



Page 66

Applications

CABLE/CONDUIT



Page 65



Page 65



Page 66



Page 97



Page 281, 356



Page 274, 356

Applications

CABLE/CONDUIT



Page 72



Page 73



Page 75



Page 70



Page 135, 79



Page 134, 91

DATACOM/LOW VOLTAGE



Page 100



Page 264



Page 265

Applications

DATAKOM/LOW VOLTAGE



Page 267



Page 268




Page 224



Page 234



Page 236



Page 235



Page 244



Page 218, 238, 247, 212

Applications

DATAKOM/LOW VOLTAGE



Page 134, 226, 228



Page 232, 356



Page 168



Page 172



Page 176



Page 177, 266



Page 169

Applications

STUDWALL



Page 173



Page 178



Page 168



Page 169



Page 173



Page 177

Applications

STUDWALL



Page 182, 188, 204



Page 185



Page 187



Page 184, 190



Page 185



Page 188



Page 188



Page 184, 189

Applications

STUDWALL



Page 189



Page 190



Page 196



Page 191



Page 193



Page 191



Page 196



Page 199, 200, 201

Applications

STUDWALL



Page 197



Page 198, 204




Page 204



Page 205



Page 199



Page 203



Page 199



Page 200

Applications

STUDWALL



Page 199, 201



Page 202

CEILING / ACOUSTICAL



Page 302



Page 311



Page 312



Page 302, 308, 312

Applications

CEILING / ACOUSTICAL



Page 313



Page 315



Page 302, 317



Page 303, 320



Page 321



Page 321



Page 302, 322



Page 324

Applications

CEILING / ACOUSTICAL



Page 325, 302



Page 329



Page 332



Page 330, 302



Page 295



Page 233



Page 326, 328, 302

Applications

STRUCTURAL ATTACHMENTS




Page 274, 146



Page 116, 290



Page 119, 146



Page 122, 147



Page 125



Page 290



Page 141



Page 144



Page 117

Applications

STRUCTURAL ATTACHMENTS



Page 164, 146



Page 274, 356, 369



Page 288, 302



Page 291



Page 292, 302



Page 289



Page 292



Page 286

Applications

STRUCTURAL ATTACHMENTS



Page 297



Page 270, 100



Page 135, 79



Page 134, 95



Page 134, 77

ROOFTOP SUPPORTS



Page 349



Page 345

Applications

ROOFTOP SUPPORTS



Page 344, 345, 347



Page 344



Page 344



Page 346



Page 346

Applications

CONCRETE



Page 134, 95, 80



Page 270, 100



Page 339



Page 59



Page 227



Page 70

Cable/Conduit



CABLE/CONDUIT

Beam



BC200-CD CONDUIT TO BEAM CLAMP

- Eliminates offset bending conduit
- Threaded hole on back
- Ideal for electrical, mechanical, and HVAC applications



Material: Steel
Finish: Electrogalvanized





Part #	Description		
BC200CD0B	1/2" EMT, 1/2" Rigid, 1/2" Max Flange	100 lb	50 pc
BC200CD1B	3/4" EMT, 3/4" Rigid, 1/2" Max Flange	100 lb	50 pc
BC200CD2B	1" EMT, 1" Rigid, 1/2" Max Flange	100 lb	50 pc
BC200CD2.5B	1 1/4" EMT, 1/2" Max Flange	100 lb	50 pc
BC200CD3B	1 1/2" EMT, 1 1/4" Rigid, 1/2" Max Flange	100 lb	50 pc
BC200CD4B	1 1/2" Rigid, 1/2" Max Flange	100 lb	25 pc
BC200CD5B	2" EMT, 2" Rigid, 1/2" Max Flange	100 lb	25 pc

RA RIGHT ANGLE PIPE AND CONDUIT CLAMP

- Fix pipe or conduit perpendicular to a beam



Material: Cast Iron
Finish: Hot-Dip Galvanized

Part #	Description		
RA0037HD	3/8" Rigid, 3/8" Pipe, 3/4" Max Flange	200 lb	25 pc
RA0050HD	1/2" Rigid, 1/2" Pipe, 3/4" Max Flange	250 lb	25 pc
RA0075HD	3/4" Rigid, 3/4" Pipe, 3/4" Max Flange	300 lb	25 pc
RA0100HD	1" Rigid, 1" Pipe, 3/4" Max Flange	400 lb	25 pc
RA0125HD	1 1/4" Rigid, 1 1/4" Pipe, 3/4" Max Flange	400 lb	25 pc
RA0150HD	1 1/2" Rigid, 1 1/2" Pipe, 3/4" Max Flange	500 lb	20 pc
RA0200HD	2" Rigid, 2" Pipe, 3/4" Max Flange	600 lb	20 pc
RA0250HD	2 1/2" Rigid, 2 1/2" Pipe, 3/4" Max Flange	700 lb	20 pc
RA0300HD	3" Rigid, 3" Pipe, 3/4" Max Flange	800 lb	15 pc
RA0350HD	3 1/2" Rigid, 3 1/2" Pipe, 3/4" Max Flange	900 lb	10 pc
RA0400HD	4" Rigid, 4" Pipe, 3/4" Max Flange	1,000 lb	10 pc

CABLE/CONDUIT

Beam


PAR PARALLEL PIPE AND CONDUIT CLAMP

- Fix pipe or conduit parallel to a beam



Material: Cast Iron

Finish: Hot-Dip Galvanized

Part #	Description	
PAR0050HD	1/2" Pipe, 3/4" Max Flange	25 pc
PAR0075HD	3/4" Pipe, 3/4" Max Flange	25 pc
PAR0100HD	1" Pipe, 3/4" Max Flange	25 pc
PAR0125HD	1 1/4" Pipe, 3/4" Max Flange	25 pc
PAR0150HD	1 1/2" Pipe, 3/4" Max Flange	25 pc
PAR0200HD	2" Pipe, 3/4" Max Flange	20 pc
PAR0250HD	2 1/2" Pipe, 3/4" Max Flange	10 pc
PAR0300HD	3" Pipe, 3/4" Max Flange	10 pc
PAR0350HD	3 1/2" Pipe, 3/4" Max Flange	10 pc
PAR0400HD	4" Pipe, 3/4" Max Flange	10 pc



ET EDGE TYPE PIPE AND CONDUIT CLAMP

- Fix vertical pipe or conduit against a horizontal beam



Material: Cast Iron

Finish: Hot-Dip Galvanized

Part #	Description		
ET0050HD	1/2" Rigid, 1/2" Pipe, 3/4" Max Flange	250 lb	25 pc
ET0075HD	3/4" Rigid, 3/4" Pipe, 3/4" Max Flange	300 lb	25 pc
ET0100HD	1" Rigid, 1" Pipe, 3/4" Max Flange	400 lb	25 pc
ET0125HD	1 1/4" Rigid, 1 1/4" Pipe, 3/4" Max Flange	400 lb	25 pc
ET0150HD	1 1/2" Rigid, 1 1/2" Pipe, 3/4" Max Flange	500 lb	25 pc
ET0200HD	2" Rigid, 2" Pipe, 3/4" Max Flange	600 lb	20 pc
ET0250HD	2 1/2" Rigid, 2 1/2" Pipe, 3/4" Max Flange	700 lb	25 pc
ET0300HD	3" Rigid, 3" Pipe, 3/4" Max Flange	800 lb	10 pc



CABLE/CONDUIT
Beam

EM-P CONDUIT TO FLANGE CLIP

- Requires only a hammer to install
- Available for EMT, rigid, IMT and aluminum conduit
- Will pivot thru 360°



Material: Spring Steel
Finish: nVent CADDY Armour



Part #	Description		
8P24	1/2" EMT, 0.709"–0.866" OD, 1/8"–1/4" Flange	25 lb	100 pc
8P58	1/2" EMT, 0.709"–0.866" OD, 5/16"–1/2" Flange	25 lb	100 pc
8P912	1/2" EMT, 0.709"–0.866" OD, 9/16"–3/4" Flange	25 lb	50 pc
12P24	3/4" EMT, 1/2" Rigid, 0.866"–1.181" OD, 1/8"–1/4" Flange	25 lb	100 pc
12P58	3/4" EMT, 1/2" Rigid, 0.866"–1.181" OD, 5/16"–1/2" Flange	25 lb	100 pc
12P912	3/4" EMT, 1/2" Rigid, 0.866"–1.181" OD, 9/16"–3/4" Flange	25 lb	100 pc
16P24	1" EMT, 3/4" Rigid, 1.181"–1.378" OD, 1/8"–1/4" Flange	25 lb	100 pc
16P58	1" EMT, 3/4" Rigid, 1.181"–1.378" OD, 5/16"–1/2" Flange	25 lb	50 pc
16P912	1" EMT, 3/4" Rigid, 1.181"–1.378" OD, 9/16"–3/4" Flange	25 lb	50 pc

H-PSM CONDUIT TO FLANGE CLIP, SIDE MOUNT

- Requires only a hammer to install
- Available for EMT, rigid and aluminum conduit
- Will pivot thru 360°



Orientation: Side Mount
Material: Spring Steel
Finish: nVent CADDY Armour

Part #	Description		
8P24SM	1/2" EMT, 0.709"–0.866" OD, 0.125"–0.25" Flange	15 lb	100 pc
8P58SM	1/2" EMT, 0.709"–0.866" OD, 0.3125"–0.5" Flange	15 lb	100 pc
8P912SM	1/2" EMT, 0.709"–0.866" OD, 0.5625"–0.75" Flange	15 lb	100 pc
12P24SM	3/4" EMT, 0.866"–1.181" OD, 0.125"–0.25" Flange	15 lb	100 pc
12P58SM	3/4" EMT, 0.866"–1.181" OD, 0.3125"–0.5" Flange	15 lb	100 pc
12P912SM	3/4" EMT, 0.866"–1.181" OD, 0.5625"–0.75" Flange	15 lb	50 pc
16P24SM	1" EMT, 1.181"–1.378" OD, 0.125"–0.25" Flange	15 lb	100 pc
16P58SM	1" EMT, 1.181"–1.378" OD, 0.3125"–0.5" Flange	15 lb	100 pc
16P912SM	1" EMT, 1.181"–1.378" OD, 0.5625"–0.75" Flange	15 lb	50 pc

Indicated loads are ultimate and should not be combined.

CABLE/CONDUIT

Beam

BC-P CONDUIT TO BEAM CLAMP

- Easy installation to beam flanges
- Eliminates offset bending conduit



Material: Spring Steel

Finish: nVent CADDY Armour

Part #	Description		
BC8P	1/2" EMT, 0.5" Max Flange	25 lb	100 pc
BC12P	3/4" EMT, 1/2" Rigid, 0.5" Max Flange	25 lb	100 pc
BC16P	1" EMT, 3/4" Rigid, 1.181"–1.378" OD, 0.5" Max Flange	25 lb	100 pc

BC-PSM CONDUIT TO BEAM CLAMP

- Easy installation to beam flanges
- Eliminates offset bending conduit



Material: Spring Steel

Finish: nVent CADDY Armour

Part #	Description	
BC8PSM	1/2" EMT, 0.5" Max Flange	100 pc
BC12PSM	3/4" EMT, 0.5" Max Flange	100 pc
BC16PSM	1" EMT, 0.5" Max Flange	100 pc

CABLE/CONDUIT

Beam



EM-M CONDUIT/PIPE TO FLANGE CLIP

- Supports conduit/pipe or cable from beam flanges
- Snap close clip pivots a full 360°
- Requires only a hammer to install



Material: Spring Steel
Finish: nVent CADDY Armour




Part #	Description			Certification
812M24	1/2", 3/4" EMT, 1/8"-1/4" Flange	75 lb	100 pc	—
812M58	1/2", 3/4" EMT, 5/16"-1/2" Flange	75 lb	100 pc	—
812M912	1/2", 3/4" EMT, 9/16"-3/4" Flange	75 lb	50 pc	—
812M1318	1/2", 3/4" EMT, 13/16"-1 1/8" Flange	75 lb	50 pc	cULus
16M24	1" EMT, 1/8"-1/4" Flange	75 lb	100 pc	—
16M58	1" EMT, 5/16"-1/2" Flange	75 lb	100 pc	—
16M912	1" EMT, 9/16"-3/4" Flange	75 lb	50 pc	—
20M24	1 1/4" EMT, 1/8"-1/4" Flange	75 lb	50 pc	—
20M58	1 1/4" EMT, 5/16"-1/2" Flange	75 lb	50 pc	—
20M912	1 1/4" EMT, 9/16"-3/4" Flange	75 lb	50 pc	—
24M24	1 1/2" EMT, 1/8"-1/4" Flange	75 lb	50 pc	—
24M58	1 1/2" EMT, 5/16"-1/2" Flange	75 lb	50 pc	—
24M912	1 1/2" EMT, 9/16"-3/4" Flange	75 lb	50 pc	cULus
32M24	2" EMT, 1/8"-1/4" Flange	75 lb	50 pc	—
32M58	2" EMT, 5/16"-1/2" Flange	75 lb	50 pc	—
32M912	2" EMT, 9/16"-3/4" Flange	75 lb	50 pc	—
6M24	14-2 to 12-3 MC/AC, 1/8"-1/4" Flange	75 lb	100 pc	—
6M58	14-2 to 12-3 MC/AC, 5/16"-1/2" Flange	75 lb	100 pc	—
6M912	14-2 to 12-3 MC/AC, 9/16"-3/4" Flange	75 lb	100 pc	—

CABLE/CONDUIT

Beam



H-MSM CONDUIT/PIPE TO FLANGE CLIP, SIDE MOUNT

- Supports conduit/pipe or cable from beam flanges
- Snap close clip pivots a full 360°
- Requires only a hammer to install



Material: Spring Steel
Finish: nVent CADDY Armour



Part #	Description			Certification
6M24SM	14-2 to 12-3 MC/AC, 1/8"–1/4" Flange	25 lb	100 pc	cULus
6M58SM	14-2 to 12-3 MC/AC, 5/16"–1/2" Flange	25 lb	100 pc	cULus
6M912SM	14-2 to 12-3 MC/AC, 9/16"–3/4" Flange	25 lb	100 pc	–
812M24SM	1/2", 3/4" EMT, 1/8"–1/4" Flange	25 lb	100 pc	cULus
812M58SM	1/2", 3/4" EMT, 5/16"–1/2" Flange	25 lb	100 pc	cULus
812M912SM	1/2", 3/4" EMT, 9/16"–3/4" Flange	25 lb	100 pc	cULus
16M24SM	1" EMT, 1/8"–1/4" Flange	25 lb	100 pc	cULus
16M58SM	1" EMT, 5/16"–1/2" Flange	25 lb	100 pc	cULus
16M912SM	1" EMT, 9/16"–3/4" Flange	25 lb	50 pc	cULus
20M24SM	1 1/4" EMT, 1/8"–1/4" Flange	25 lb	100 pc	cULus
20M58SM	1 1/4" EMT, 5/16"–1/2" Flange	25 lb	100 pc	–
20M912SM	1 1/4" EMT, 9/16"–3/4" Flange	25 lb	100 pc	–
24M24SM	1 1/2" EMT, 1/8"–1/4" Flange	25 lb	50 pc	cULus
24M58SM	1 1/2" EMT, 5/16"–1/2" Flange	25 lb	50 pc	cULus
24M912SM	1 1/2" EMT, 9/16"–3/4" Flange	25 lb	50 pc	cULus
32M24SM	2" EMT, 1/8"–1/4" Flange	25 lb	50 pc	cULus
32M58SM	2" EMT, 5/16"–1/2" Flange	25 lb	50 pc	cULus
32M912SM	2" EMT, 9/16"–3/4" Flange	25 lb	50 pc	cULus

CABLE/CONDUIT


Beam

EM-MR CONDUIT TO FLANGE CLIP WITH RETAINER

- Only one piece to install
- Fast hammer-on installation
- Pre-riveted retainer strap is easily bent into position



Material: Spring Steel
Finish: nVent CADDY Armour

Part #	EMT Conduit Size	Flange Thickness FT	Length	F ↓	
CM24812M	1/2", 3/4"	1/8"-1/4"	7.85	75 lb	50 pc
CM58812M	1/2", 3/4"	5/16"-1/2"	7.85	75 lb	50 pc
CM912812M	1/2", 3/4"	9/16"-3/4"	7.85	75 lb	50 pc
CM2416M	1"	1/8"-1/4"	13.00	75 lb	50 pc
CM5816M	1"	5/16"-1/2"	13.00	75 lb	50 pc
CM91216M	1"	9/16"-3/4"	13.00	75 lb	50 pc

H-MSMR CONDUIT TO FLANGE CLIP WITH RETAINER, SIDE MOUNT

- Only one piece to install
- Fast hammer-on installation
- Pre-riveted retainer strap is easily bent into position
- Lightweight design



Material: Spring Steel
Finish: nVent CADDY Armour

Part #	Description	F ↓	
C24812SM	1/2", 3/4" EMT, 1/2", 3/4" Rigid/Pipe, 1/8"-1/4" Flange	25 lb	50 pc
C58812SM	1/2", 3/4" EMT, 1/2", 3/4" Rigid/Pipe, 5/16"-1/2" Flange	25 lb	50 pc
C912812SM	1/2", 3/4" EMT, 1/2", 3/4" Rigid/Pipe, 9/16"-3/4" Flange	25 lb	50 pc
C2416SM	1" EMT, 1" Rigid/Pipe, 1/8"-1/4" Flange	25 lb	50 pc
C5816SM	1" EMT, 1" Rigid/Pipe, 5/16"-1/2" Flange	25 lb	50 pc
C91216SM	1" EMT, 1" Rigid/Pipe, 9/16"-3/4" Flange	25 lb	50 pc

CABLE/CONDUIT

Beam



BC-M CONDUIT TO BEAM CLAMP

- Easy installation to beam flanges
- Eliminates offset bending conduit
- Conduit clip rotates 360 degrees



Material: Spring Steel
Finish: nVent CADDY Armour



Part #	Description		
BC812M	1/2", 3/4" EMT, 1/2", 3/4" Rigid/Pipe, 0.709"–1.181" OD, 0.5" Max Flange	100 lb	100 pc
BC16M	1" EMT, 1" Rigid/Pipe, 0.5" Max Flange	100 lb	100 pc
BC20M	1 1/4" EMT, 1 1/4" Rigid/Pipe, 0.5" Max Flange	100 lb	100 pc
BC24M	1 1/2" EMT, 1 1/2" Rigid/Pipe, 0.5" Max Flange	100 lb	50 pc
BC32M	2" EMT, 2" Rigid/Pipe, 0.5" Max Flange	100 lb	50 pc



BC-MSM CONDUIT TO BEAM CLAMP, SIDE MOUNT

- Easy installation to beam flanges
- Eliminates offset bending conduit
- Conduit clip rotates 360 degrees



Material: Spring Steel
Finish: nVent CADDY Armour




Part #	Description		
BC812MSM	1/2", 3/4" EMT, 1/2", 3/4" Rigid/Pipe, 0.709"–1.181" OD, 0.5" Max Flange	25 lb	100 pc
BC16MSM	1" EMT, 1" Rigid/Pipe, 0.5" Max Flange	25 lb	100 pc
BC20MSM	1 1/4" EMT, 1 1/4" Rigid/Pipe, 0.5" Max Flange	25 lb	100 pc
BC24MSM	1 1/2" EMT, 1 1/2" Rigid/Pipe, 0.5" Max Flange	25 lb	50 pc
BC32MSM	2" EMT, 2" Rigid/Pipe, 0.5" Max Flange	25 lb	50 pc

CABLE/CONDUIT
Beam

SOLAR SNAP CLIP

- Supports up to two transmission cables on solar arrays
- Mounts in four orientations
- Flared edges to protect cable
- Gripping tab provides a secure fit to the frame



Material: Spring Steel
Finish: nVent CADDY Armour

Part #	Description	
SCSOL1A	1/16"–5/64" Flange, 0.196"–0.275" OD	100 pc

CABLE SNAP CLIP

- Clip snaps on flange and cable snaps into clip



Material: Spring Steel
Finish: nVent CADDY Armour

Part #	Description	
SC2A	1/16"–3/16" Flange, 0.236"–0.276" OD	100 pc
SC2B	1/16"–3/16" Flange, 0.315"–0.354" OD	100 pc
SC2C	1/16"–3/16" Flange, 0.394"–0.433" OD	100 pc
SC2D	1/16"–3/16" Flange, 0.472"–0.551" OD	100 pc
SC2E	1/16"–3/16" Flange, 0.591"–0.709" OD	100 pc
SC2F	1/16"–3/16" Flange, 0.748"–0.945" OD	100 pc
SC2G	1/16"–3/16" Flange, 0.984"–1.26" OD	100 pc
SC4A	3/16"–9/32" Flange, 0.236"–0.276" OD	100 pc
SC4B	3/16"–9/32" Flange, 0.315"–0.354" OD	100 pc
SC4C	3/16"–9/32" Flange, 0.394"–0.433" OD	100 pc
SC4D	3/16"–9/32" Flange, 0.472"–0.551" OD	100 pc
SC4E	3/16"–9/32" Flange, 0.591"–0.709" OD	100 pc
SC4F	3/16"–9/32" Flange, 0.748"–0.945" OD	100 pc
SC4G	3/16"–9/32" Flange, 0.984"–1.26" OD	100 pc
SC8A	5/16"–1/2" Flange, 0.236"–0.276" OD	100 pc
SC8B	5/16"–1/2" Flange, 0.315"–0.354" OD	100 pc
SC8C	5/16"–1/2" Flange, 0.394"–0.433" OD	100 pc
SC8D	5/16"–1/2" Flange, 0.472"–0.551" OD	100 pc
SC8E	5/16"–1/2" Flange, 0.591"–0.709" OD	100 pc
SC8F	5/16"–1/2" Flange, 0.748"–0.945" OD	100 pc
SC8G	5/16"–1/2" Flange, 0.984"–1.26" OD	100 pc

CABLE/CONDUIT

Beam

MC/AC CABLE TO FLANGE CLIP, BOTTOM MOUNT

- Compliant with NEC® Article 300.4(d), allowing cable to be positioned a minimum of 1-1/4" from face of stud
- Compliant with CEC Rule 12-618 for support of MC/AC cable



Material: Spring Steel
Finish: nVent CADDY Armour




Part #	Description	
MAC224	1/8"-1/4" Flange, 14-2 to 10-3 MC/AC	100 pc
MAC258	5/16"-1/2" Flange, 14-2 to 10-3 MC/AC	100 pc
MAC2912	9/16"-3/4" Flange, 14-2 to 10-3 MC/AC	100 pc
MAC21318	13/16"-1 1/8" Flange, 14-2 to 10-3 MC/AC	50 pc

Assemblies allow for support from most main and substructures.


MC/AC CABLE TO FLANGE CLIP, SIDE MOUNT

- No tools required for installation
- Compliant with NEC® Article 300.4(d), allowing cable to be positioned a minimum of 1-1/4" from face of stud
- Compliant with CEC Rule 12-618 for support of MC/AC cable



Material: Spring Steel
Finish: nVent CADDY Armour



Part #	Description	
MAC224SM	1/8"-1/4" Flange, 14-2 to 10-3 MC/AC	100 pc
MAC258SM	5/16"-1/2" Flange, 14-2 to 10-3 MC/AC	100 pc
MAC2912SM	9/16"-3/4" Flange, 14-2 to 10-3 MC/AC	100 pc


Assemblies allow for support from most main and substructures.

CABLE/CONDUIT

Beam


MC/AC CABLE TO BEAM CLAMP

- Compliant with NEC® Article 300.4(d), allowing cable to be positioned a minimum of 1-1/4" from face of stud
- Compliant with CEC Rule 12-618 for support of MC/AC cable



Material: Spring Steel
Finish: nVent CADDY Armour



Part #	Description	
MAC2BC	1/8"–1/2" Flange, 14-2 to 10-3 MC/AC	100 pc

Assemblies allow for support from most main and substructures.


MC/AC CABLE SUPPORT BRACKET WITH FLANGE CLIP

- Neatly isolates, supports and secures MC/AC cables
- Properly spaces MC/AC cable to help eliminate bundling and NEC® & CEC derating issues
- Results in a "neat and workmanlike" installation



Material: Steel
Finish: Electrogalvanized



Part #	Description	
Isolated Ground Cable Size: 12-3 to 8-2 MC/AC Cable Size: 10-3 to 8-3 Super Neutral Cable Size: 12-3 to 10-2		
MCS10124	10-3 to 8-3 MC/AC, 7 Cable, 1/8"–1/4" Flange	25 pc
MCS10158	10-3 to 8-3 MC/AC, 7 Cable, 5/16"–1/2" Flange	25 pc
MCS101912	10-3 to 8-3 MC/AC, 7 Cable, 9/16"–3/4" Flange	25 pc
MC/AC Cable Size: 14-3 to 10-2 Super Neutral Cable Size: 10-2		
MCS5024	14-3 to 10-2 MC/AC, 4 Cable, 1/8"–1/4" Flange	25 pc
MCS5058	14-3 to 10-2 MC/AC, 4 Cable, 5/16"–1/2" Flange	25 pc
MCS50912	14-3 to 10-2 MC/AC, 4 Cable, 9/16"–3/4" Flange	25 pc
MCS10024	14-3 to 10-2 MC/AC, 8 Cable, 1/8"–1/4" Flange	25 pc
MCS10058	14-3 to 10-2 MC/AC, 8 Cable, 5/16"–1/2" Flange	25 pc
MCS100912	14-3 to 10-2 MC/AC, 8 Cable, 9/16"–3/4" Flange	25 pc

CABLE/CONDUIT

Beam


MC/AC CABLE SUPPORT BRACKET WITH BEAM CLAMP

- Neatly isolates, supports and secures MC/AC cables
- Properly spaces MC/AC cable to help eliminate bundling and NEC® & CEC derating issues
- Results in a “neat and workmanlike” installation



Material: Steel
Finish: Electrogalvanized




Part #	Description	
Isolated Ground Cable Size: 12-3 to 8-2 MC/AC Cable Size: 10-3 to 8-3 Super Neutral Cable Size: 12-3 to 10-2		
MCS101BC200	10-3 to 8-3 MC/AC, 7 Cable, 1/8"–5/8" Flange	25 pc
MC/AC Cable Size: 14-3 to 10-2 Super Neutral Cable Size: 10-2		
MCS50BC200	14-3 to 10-2 MC/AC, 4 Cable, 1/8"–5/8" Flange	25 pc
MCS100BC200	14-3 to 10-2 MC/AC, 8 Cable, 1/8"–5/8" Flange	25 pc

MC/AC CABLE SUPPORT BRACKET WITH SPRING STEEL BEAM CLAMP

- Neatly isolates, supports and secures MC/AC cables
- Properly spaces MC/AC cable to help eliminate bundling and NEC® & CEC derating issues
- Results in a “neat and workmanlike” installation



Material: Steel
Finish: Electrogalvanized

Part #	Description	
Isolated Ground Cable Size: 12-3 to 8-2 MC/AC Cable Size: 10-3 to 8-3 Super Neutral Cable Size: 12-3 to 10-2		
MCS101BC	10-3 to 8-3 MC/AC, 7 Cable, 1/8"–1/2" Flange	50 pc
MC/AC Cable Size: 14-3 to 10-2 Super Neutral Cable Size: 10-2		
MCS50BC	14-3 to 10-2 MC/AC, 4 Cable, 1/8"–1/2" Flange	25 pc
MCS100BC	14-3 to 10-2 MC/AC, 8 Cable, 1/8"–1/2" Flange	25 pc

CABLE/CONDUIT
Beam

NM CABLE TO BEAM CLAMP

- Supports non-metallic sheathed cable with ground wire



Material: Spring Steel
Finish: nVent CADDY Armour



Part #	Description	
RMXBC	14-2, 12-2 NM, 0.28"–0.32" OD, 1/2" Max Flange	100 pc

Assemblies allow support from most main and substructures.


NM CABLE TO FLANGE CLIP

- Supports non-metallic sheathed cable with ground wire



Material: Spring Steel
Finish: nVent CADDY Armour



Part #	Description	
RMX24	14-2, 12-2 NM, 0.28"–0.32" OD, 1/8"–1/4" Flange	100 pc
RMX58	14-2, 12-2 NM, 0.28"–0.32" OD, 5/16"–1/2" Flange	100 pc
RMX912	14-2, 12-2 NM, 0.28"–0.32" OD, 9/16"–3/4" Flange	100 pc

Assemblies allow support from most main and substructures.

CABLE/CONDUIT

Beam

SBT-HSM MULTIPLE CONDUIT MOUNTING PLATE WITH FLANGE CLIP

- Single point structure attachment and easy “snap-in” field assembly of up to three conduit clips
- No tools necessary for installation of clips
- Eliminates need for offset bending conduit
- Helps eliminate multiple beam clamps or strut assemblies



Material: Spring Steel

Finish: nVent CADDY Armour

Part #	Description		
SBT1824SM	1/8"–1/4" Flange	50 lb	50 pc
SBT1858SM	5/16"–1/2" Flange	50 lb	50 pc
SBT18912SM	9/16"–3/4" Flange	50 lb	50 pc

Static load ratings are per tab.

SBT-BC MULTIPLE CONDUIT MOUNTING PLATE WITH BEAM CLAMP

- Single point structure attachment and easy “snap-in” field assembly of up to three conduit clips
- No tools necessary for installation of clips
- Eliminates need for offset bending conduit
- Helps eliminate multiple beam clamps or strut assemblies



Material: Spring Steel

Finish: nVent CADDY Armour

Part #	Description		
SBT18BC	1/2" Max Flange	25 lb	50 pc



Static load ratings are per tab.

SBT-H MULTIPLE CONDUIT MOUNTING PLATE WITH FLANGE CLIP

- Single point structure attachment and easy “snap-in” field assembly of up to three conduit clips
- No tools necessary for installation of clips
- Eliminates need for offset bending conduit
- Helps eliminate multiple beam clamps or strut assemblies



Material: Spring Steel
Finish: nVent CADDY Armour

Part #	Description		
SBT1824	1/8"–1/4" Flange	25 lb	50 pc
SBT1858	5/16"–1/2" Flange	25 lb	50 pc
SBT18912	9/16"–3/4" Flange	25 lb	50 pc

Static load ratings are per tab.

SBT-BC200 MULTIPLE CONDUIT MOUNTING PLATE WITH BEAM CLAMP

- Single point structure attachment and easy “snap-in” field assembly of up to three conduit clips
- No tools necessary for installation of clips
- Eliminates need for offset bending conduit
- Helps eliminate multiple beam clamps or strut assemblies



Material: Spring Steel
Finish: nVent CADDY Armour

Part #	Description		
SBT18BC200	1/8"–5/8" Flange	33 lb	50 pc

Static load ratings are per tab.

CABLE/CONDUIT

Deck



SNAP CLOSE CONDUIT/PIPE CLAMP WITH SHOT-FIRE BRACKET

- Eliminates need for offset bending conduit
- Finger closure, no tools required
- Complete with shot-fire bracket and pre-assembled drive pin from Powers Fasteners, Inc.
- Quickly and easily attaches to concrete, steel or composite metal decking
- Integrated pin installs easily using powder-actuated or single-shot gas-actuated tools
- ICC-ES ESR-2024 evaluation report available for drive pin from Powers Fasteners, Inc



Material: Steel, Spring Steel

Finish: Electrogalvanized, nVent CADDY Armour

Part #	Description		
6MSF	3/8" Flexible, 14-2 to 12-3 MC/AC	25 lb	50 pc
812MSF	1/2", 3/4" EMT, 1/2", 3/4" Rigid/Pipe	25 lb	50 pc
16MSF	1" EMT, 1" Rigid/Pipe	25 lb	50 pc



Uses Powers Fasteners, Inc. part number 50032. Static load was established based on a 1" (25.4 mm) embedment depth and 3,000 psi (20.68 MPa) lightweight concrete. For variations in embedment and material please consult www.powers.com. Pre-assembled drive pin from Powers Fasteners, Inc. works with Powers® C4CZ, Simpson® GCN-MEPKT, SPIT® P1000, P200, P2201, P3500 / PA3500, P35s, P45, P60, P7201, Sniper, Ramset® 721, Cobra, D45 / D60 / D60L, M70, SA270, T3SS, TS750P, TS60P, Viper; Hilti® DX35, DX350 / DX351 / DX36M, DX100 / DX200, DX460, DXA40, DXA41, DXE72 / DX400; Würth Diva-1, BST-1, BST-2 or equivalent nailers.

SNAP CLOSE CONDUIT CLAMP WITH Z SHOT-FIRE BRACKET

- Eliminates need for offset bending conduit
- Finger closure, no tools required
- Complete with shot-fire bracket and pre-assembled drive pin from Powers Fasteners, Inc.
- Quickly and easily attaches to concrete, steel or composite metal decking
- Integrated pin installs easily using powder-actuated or single-shot gas-actuated tools
- ICC-ES ESR-2024 evaluation report available for drive pin from Powers Fasteners, Inc



Material: Steel, Spring Steel
Finish: Electrogalvanized, nVent CADDY Armour

Part #	Description		
6MZSF	3/8" Flexible, 14-2 to 12-3 MC/AC	100 lb	50 pc
812MZSF	1/2", 3/4" EMT, 1/2", 3/4" Rigid/Pipe	100 lb	50 pc
16MZSF	1" EMT, 1" Rigid/Pipe	100 lb	50 pc

Uses Powers Fasteners, Inc. part number 50032. Static load was established based on a 1" (25.4 mm) embedment depth and 3,000 psi (20.68 MPa) lightweight concrete. For variations in embedment and material please consult www.powers.com. Pre-assembled drive pin from Powers Fasteners, Inc. works with Powers® C4CZ, Simpson® GCN-MEPKT, SPIT® P1000, P200, P2201, P3500 / PA3500, P35s, P45, P60, P7201, Sniper, Ramset® 721, Cobra, D45 / D60 / D60L, M70, SA270, T3SS, TS750P, TS60P, Viper, Hilti® DX35, DX350 / DX351 / DX36M, DX100 / DX200, DX460, DXA40, DXA41, DXE72 / DX400; Würth Diva-1, BST-1, BST-2 or equivalent nailers. For shot-fired supports in seismic design category D, E, or F, maximum load is the lesser of 90 lb (400 N) or the published load.

CABLE/CONDUIT

Deck



PUSH IN CONDUIT CLAMP WITH SHOT-FIRE BRACKET

- Push-in installation of conduit
- Eliminates need for offset bending conduit
- Complete with shot-fire bracket and pre-assembled drive pin from Powers Fasteners, Inc.
- Quickly and easily attaches to concrete, steel or composite metal decking
- Integrated pin installs easily using powder-actuated or single-shot gas-actuated tools
- ICC-ES ESR-2024 evaluation report available for drive pin from Powers Fasteners, Inc



Material: Steel, Spring Steel

Finish: Electrogalvanized, nVent CADDY Armour

Part #	Description		
8PSF	1/2" EMT, 0.709"–0.866" OD	15 lb	50 pc
12PSF	3/4" EMT, 0.866"–1.181" OD	15 lb	50 pc
16PSF	1" EMT, 1.181"–1.378" OD	15 lb	50 pc



Uses Powers Fasteners, Inc. part number 50032. Static load was established based on a 1" (25.4 mm) embedment depth and 3,000 psi (20.68 MPa) lightweight concrete. For variations in embedment and material please consult www.powers.com. Pre-assembled drive pin from Powers Fasteners, Inc. works with Powers® C4CZ, Simpson® GCN-MEPKT, SPIT® P1000, P200, P2201, P3500 / PA3500, P35s, P45, P60, P7201, Sniper, Ramset® 721, Cobra, D45 / D60 / D60L, M70, SA270, T3SS, TS750P, TS60P, Viper; Hilti® DX35, DX350 / DX351 / DX36M, DX100 / DX200, DX460, DXA40, DXA41, DXE72 / DX400; Würth Diva-1, BST-1, BST-2 or equivalent nailers.

PUSH IN CONDUIT CLAMP WITH Z SHOT-FIRE BRACKET

- Push-in installation of conduit
- Eliminates need for offset bending conduit
- Complete with shot-fire bracket and pre-assembled drive pin from Powers Fasteners, Inc.
- Quickly and easily attaches to concrete, steel or composite metal decking
- Integrated pin installs easily using powder-actuated or single-shot gas-actuated tools
- ICC-ES ESR-2024 evaluation report available for drive pin from Powers Fasteners, Inc



Material: Steel, Spring Steel
Finish: Electrogalvanized, nVent CADDY Armour

Part #	Description		
8PZSF	1/2" EMT, 0.709"–0.866" OD	25 lb	50 pc
12PZSF	3/4" EMT, 0.866"–1.181" OD	25 lb	50 pc
16PZSF	1" EMT, 1.181"–1.378" OD	25 lb	50 pc

Uses Powers Fasteners, Inc. part number 50032. Static load was established based on a 1" (25.4 mm) embedment depth and 3,000 psi (20.68 MPa) lightweight concrete. For variations in embedment and material please consult www.powers.com. Pre-assembled drive pin from Powers Fasteners, Inc. works with Powers® C4CZ, Simpson® GCN-MEPKT, SPIT® P1000, P200, P2201, P3500 / PA3500, P35s, P45, P60, P7201, Sniper; Ramset® 721, Cobra, D45 / D60 / D60L, M70, SA270, T3SS, TS750P, TS60P, Viper; Hilti® DX35, DX350 / DX351 / DX36M, DX100 / DX200, DX460, DXA40, DXA41, DXE72 / DX400; Würth Diva-1, BST-1, BST-2 or equivalent nailers.

CABLE/CONDUIT

Deck



BOLT CLOSE CONDUIT/PIPE CLAMP WITH SHOT-FIRE BRACKET

- Retained bolt and built-in nut means there are less parts to handle or drop
- Combo head bolt works with slotted, hex, #3 phillips or #2 robertson drivers
- Complete with shot-fire bracket and pre-assembled drive pin from Powers Fasteners, Inc.
- Quickly and easily attaches to concrete, steel or composite metal decking
- Integrated pin installs easily using powder-actuated or single-shot gas-actuated tools
- ICC-ES ESR-2024 evaluation report available for drive pin from Powers Fasteners, Inc



Material: Steel

Finish: Electrogalvanized

Part #	Description		
CD0BSF	0.67"–0.84" OD, 1/2" EMT, 1/2" Rigid/Pipe	100 lb	50 pc
CD1BSF	0.74"–1.05" OD, 3/4" EMT, 3/4" Rigid/Pipe	100 lb	50 pc
CD2BSF	1"–1.315" OD, 1" EMT, 1" Rigid/Pipe	100 lb	50 pc



Uses Powers Fasteners, Inc. part number 50032. Static load was established based on a 1" (25.4 mm) embedment depth and 3,000 psi (20.68 MPa) lightweight concrete. For variations in embedment and material please consult www.powers.com. Pre-assembled drive pin from Powers Fasteners, Inc. works with Powers® C4CZ, Simpson® GCN-MEPKT, SPIT® P1000, P200, P2201, P3500 / PA3500, P35s, P45, P60, P7201, Sniper; Ramset® 721, Cobra, D45 / D60 / D60L, M70, SA270, T3SS, TS750P, TS60P, Viper; Hilti® DX35, DX350 / DX351 / DX36M, DX100 / DX200, DX460, DXA40, DXA41, DXE72 / DX400; Würth Diva-1, BST-1, BST-2 or equivalent nailers.

BOLT CLOSE CONDUIT/PIPE CLAMP WITH Z SHOT-FIRE BRACKET

- Retained bolt and built-in nut means there are less parts to handle or drop
- Combo head bolt works with slotted, hex, #3 phillips or #2 robertson drivers
- Complete with shot-fire bracket and pre-assembled drive pin from Powers Fasteners, Inc.
- Quickly and easily attaches to concrete, steel or composite metal decking
- Integrated pin installs easily using powder-actuated or single-shot gas-actuated tools
- ICC-ES ESR-2024 evaluation report available for drive pin from Powers Fasteners, Inc



Material: Steel
Finish: Electrogalvanized

Part #	Description		
CD0BZSF	0.67"–0.84" OD, 1/2" EMT, 1/2" Rigid/Pipe	100 lb	50 pc
CD1BZSF	0.74"–1.05" OD, 3/4" EMT, 3/4" Rigid/Pipe	100 lb	50 pc
CD2BZSF	1"–1.315" OD, 1" EMT, 1" Rigid/Pipe	100 lb	50 pc

Uses Powers Fasteners, Inc. part number 50032. Static load was established based on a 1" (25.4 mm) embedment depth and 3,000 psi (20.68 MPa) lightweight concrete. For variations in embedment and material please consult www.powers.com. Pre-assembled drive pin from Powers Fasteners, Inc. works with Powers® C4CZ, Simpson® GCN-MEPKT, SPIT® P1000, P200, P2201, P3500 / PA3500, P35s, P45, P60, P7201, Sniper; Ramset® 721, Cobra, D45 / D60 / D60L, M70, SA270, T3SS, TS750P, TS60P, Viper; Hilti® DX35, DX350 / DX351 / DX36M, DX100 / DX200, DX460, DXA40, DXA41, DXE72 / DX400; Würth Diva-1, BST-1, BST-2 or equivalent nailers. For shot-fired supports in seismic design category D, E, or F, maximum load is the lesser of 90 lb (400 N) or the published load.

CABLE/CONDUIT

Deck


M-TDH CONDUIT TO DECK HANGER

- Meets the requirements of NEC® Section 300.4(E)
- Supports conduit or pipe 1-1/2" (38 mm) under the roof decking to prevent potential damage from nails or screws



Material: Spring Steel

Finish: nVent CADDY Armour

Part #	Description	
812MTDH	1/2", 3/4" EMT	50 pc
16MTDH	1" EMT	50 pc
20MTDH	1 1/4" EMT	50 pc
24MTDH	1 1/2" EMT	50 pc
6MTDH	3/8" Flexible, 14-2 to 12-3 MC/AC	50 pc


CD-TDH CONDUIT/PIPE TO DECK HANGER

- Meets the requirements of NEC® Section 300.4(E)
- Supports conduit or pipe 1-1/2" (38 mm) under the roof decking to prevent potential damage from nails or screws



Material: Steel

Finish: Electrogalvanized

Part #	Description	
CD0BTDH	1/2" EMT, 1/2" Rigid/Pipe	50 pc
CD1BTDH	3/4" EMT, 3/4" Rigid/Pipe	50 pc
CD2BTDH	1" EMT, 1" Rigid/Pipe	50 pc
CD2.5BTDH	1 1/4" EMT	50 pc


CABLE/CONDUIT
Deck

SBT-TDH MULTIPLE CONDUIT MOUNTING PLATE WITH DECK HANGER

- Meets the requirements of NEC® Section 300.4(E)
- Supports conduit or pipe 1-1/2" (38 mm) under the roof decking to prevent potential damage from nails or screws



Material: Spring Steel
Finish: nVent CADDY Armour


Part #	Description	
SBT18TDH	SBT-TDH Multiple Conduit Mounting Plate with Deck Hanger	50 pc

M-CPNAM CONDUIT TO DECK ANGLE BRACKET

- Meets the requirements of NEC® Section 300.4(E)
- Supports conduit or pipe 1-1/2" (38 mm) under the roof decking to prevent potential damage from nails or screws



Material: Steel
Finish: Plain

Part #	Description	
812MCPNAM	1/2", 3/4" EMT	50 pc
16MCPNAM	1" EMT	50 pc
20MCPNAM	1 1/4" EMT	50 pc
24MCPNAM	1 1/2" EMT	50 pc
6MCPNAM	3/8" Flexible, 14-2 to 12-3 MC/AC	50 pc

CABLE/CONDUIT

Deck


CD-CPNAM CONDUIT/PIPE TO DECK ANGLE BRACKET

- Meets the requirements of NEC® Section 300.4(E)
- Supports conduit or pipe 1-1/2" (38 mm) under the roof decking to prevent potential damage from nails or screws



Material: Steel

Finish: Electrogalvanized

Part #	Description	
CD0BCPNAM	1/2" EMT, 1/2" Rigid/Pipe	50 pc
CD1BCPNAM	3/4" EMT, 3/4" Rigid/Pipe	50 pc
CD2BCPNAM	1" EMT, 1" Rigid/Pipe	50 pc
CD2.5BCPNAM	1 1/4" EMT	50 pc

SNAP CLOSE METAL DECK CONDUIT CLAMP

- Provides spacing between conduit and deck surface
- Easily attached with screw gun or power tool
- Permits conduit to be laid out and then attached
- Eliminates need for offset bending conduit



Material: Spring Steel, Steel

Finish: nVent CADDY Armour, Pregalvanized

Part #	Description	
AOL812M	1/2", 3/4" EMT, 1/2", 3/4" Rigid	100 pc

No load rating, for positioning only.


CABLE/CONDUIT
Deck

PUSH-IN METAL DECK CONDUIT CLAMP

- Provides spacing between conduit and deck surface
- Easily attached with screw gun or power tool
- Permits conduit to be laid out and then attached
- Eliminates need for offset bending conduit



Material: Spring Steel, Steel
Finish: nVent CADDY Armour, Pregalvanized

Part #	Description	
AOL8P	1/2" EMT, 0.709" Min, 0.866" Max, 0.5" Nom OD	100 pc
AOL12P	3/4" EMT, 1/2" Rigid, 0.866" Min, 1.181" Max, 0.752" Nom OD	100 pc
AOL16P	1" EMT, 3/4" Rigid, 1.181" Min, 1.378" Max, 1" Nom OD	100 pc

No load rating, for positioning only.

SNAP CLOSE CONDUIT CLAMP WITH NAIL BRACKET

- Used to attach conduit to wood, steel or concrete
- Eliminates need for offset bending conduit
- Works with power tools, screw guns or nails
- May be attached after positioning conduit



Material: Spring Steel
Finish: nVent CADDY Armour



Part #	Description	
CNB812M	1/2", 3/4" EMT, 1/2", 3/4" Rigid	100 pc

No load rating, for positioning only.

CABLE/CONDUIT

Deck


PUSH IN CONDUIT CLAMP WITH NAIL BRACKET

- Used to attach conduit to wood, steel or concrete
- Eliminates need for offset bending conduit
- Works with power tools, screw guns or nails
- May be attached after positioning conduit



Material: Spring Steel

Finish: nVent CADDY Armour

Part #	Description	
CNB8P	1/2" EMT	100 pc
CNB12P	3/4" EMT	100 pc

No load rating, for positioning only.

WMX CABLE HANGER WITH SHOT-FIRE BRACKET

- Bundle runs of MC or AC (refer to local authorities and NEC® Article 310 for derating ampacity when flexible power cables are used)
- Complete with shot-fire bracket and pre-assembled drive pin from Illinois Tool Works, Inc.
- Quickly and easily attaches to concrete, steel or composite metal decking
- Integrated pin installs easily using powder-actuated or single-shot gas-actuated tools
- ICC-ES evaluation report available for drive pin from Illinois Tool Works, Inc.



Material: Steel

Finish: Electrogalvanized

Part #	Description		
WMX6SF	1 3/4" dia	75 lb	100 pc

Uses Ramset® part number SDC100. For minimum fastener embedment depths in steel or concrete, please consult www.ramset.com.

CABLE/CONDUIT
Deck

MC/AC CABLE SUPPORT WITH SHOT-FIRE BRACKET

- Neatly isolates, supports and secures MC/AC cables
- Properly spaces MC/AC cable to help eliminate bundling and NEC® & CEC derating issues
- Results in a “neat and workmanlike” installation
- Complete with shot-fire bracket and pre-assembled drive pin from Powers Fasteners, Inc.
- ICC-ES ESR-2024 evaluation report available for drive pin from Powers Fasteners, Inc



- Quickly and easily attaches to concrete, steel or composite metal decking
- Integrated pin installs easily using powder-actuated or single-shot gas-actuated tools

Material: Steel
Finish: Electrogalvanized

Part #	Description	
MCS100SF	14-3 to 10-2 MC/AC, 10-2 Super Neutral	25 pc

Uses Powers Fasteners, Inc. part number 50032. Pre-assembled drive pin from Powers Fasteners, Inc. works with Powers® C4CZ, Simpson® GCN-MEPKT, SPIT® P1000, P200, P2201, P3500 / PA3500, P35s, P45, P60, P7201, Sniper; Ramset® 721, Cobra, D45 / D60 / D60L, M70, SA270, T3SS, TS750P, TS60P, Viper; Hilti® DX35, DX350 / DX351 / DX36M, DX100 / DX200, DX460, DXA40, DXA41, DXE72 / DX400; Würth Diva-1, BST-1, BST-2 or equivalent nailers.

MC/AC CABLE CLIP WITH SHOT-FIRE BRACKET

- Provides easy snap-in installation of up to two MC/AC cables
- Complete with shot-fire bracket and pre-assembled drive pin from Powers Fasteners, Inc.
- Quickly and easily attaches to concrete, steel or composite metal decking
- Integrated pin installs easily using powder-actuated or single-shot gas-actuated tools
- ICC-ES ESR-2024 evaluation report available for drive pin from Powers Fasteners, Inc



Material: Steel, Spring Steel
Finish: Electrogalvanized, nVent CADDY Armour

Part #	Description	
MAC2SF	14-2 to 10-3 MC/AC	100 pc

Uses Powers Fasteners, Inc. part number 50032. Pre-assembled drive pin from Powers Fasteners, Inc. works with Powers® C4CZ, Simpson® GCN-MEPKT, SPIT® P1000, P200, P2201, P3500 / PA3500, P35s, P45, P60, P7201, Sniper; Ramset® 721, Cobra, D45 / D60 / D60L, M70, SA270, T3SS, TS750P, TS60P, Viper; Hilti® DX35, DX350 / DX351 / DX36M, DX100 / DX200, DX460, DXA40, DXA41, DXE72 / DX400; Würth Diva-1, BST-1, BST-2 or equivalent nailers.

CABLE/CONDUIT


Deck

NM CABLE CLIP WITH SHOT-FIRE BRACKET

- Supports non-metallic sheathed cable with ground wire
- Complete with shot-fire bracket and pre-assembled drive pin from Powers Fasteners, Inc.
- Quickly and easily attaches to concrete, steel or composite metal decking
- Integrated pin installs easily using powder-actuated or single-shot gas-actuated tools
- ICC-ES ESR-2024 evaluation report available for drive pin from Powers Fasteners, Inc



Material: Steel, Spring Steel
Finish: Electrogalvanized, nVent CADDY Armour

Part #	Description	
RMXSF	NM Cable Clip with Shot-Fire Bracket	100 pc

Uses Powers Fasteners, Inc. part number 50032. Pre-assembled drive pin from Powers Fasteners, Inc. works with Powers® C4CZ, Simpson® GCN-MEPKT, SPIT® P1000, P200, P2201, P3500 / PA3500, P35s, P45, P60, P7201, Sniper; Ramset® 721, Cobra, D45 / D60 / D60L, M70, SA270, T3SS, TS750P, TS60P, Viper; Hilti® DX35, DX350 / DX351 / DX36M, DX100 / DX200, DX460, DXA40, DXA41, DXE72 / DX400; Würth Diva-1, BST-1, BST-2 or equivalent nailers.


NM CABLE WITH ANGLE BRACKET

- Supports non-metallic sheathed cable with ground wire



Material: Spring Steel
Finish: nVent CADDY Armour



Part #	Description	
RMXAB	14-2, 12-2 NM, 0.28"–0.32" OD	100 pc

Assemblies allow support from most main and substructures.

CABLE/CONDUIT
Deck


NM CABLE TO DECK HANGER

- Supports non-metallic sheathed cable with ground wire



Material: Spring Steel
Finish: nVent CADDY Armour



Part #	Description	
RMXDH2	14-2, 12-2 NM, 0.28"–0.32" OD	100 pc

Assemblies allow support from most main and substructures.



123-M CONDUIT TO Z PURLIN CLIP

- Snap-close conduit support
- Conduit clip rotates 360 degrees
- Supports conduit from purlin



Material: Spring Steel
Finish: nVent CADDY Armour




Part #	Description		
1236M	3/8" Flexible, 14-2 to 12-3 MC/AC, 0.551"–0.709" OD, 0.06"–0.1" Flange	100 lb	100 pc
123812M	1/2", 3/4" EMT, 0.709"–1.181" OD, 0.06"–0.1" Flange	100 lb	100 pc
12316M	1" EMT, 1.181"–1.378" OD, 0.06"–0.1" Flange	100 lb	100 pc
12320M	1 1/4" EMT, 1.378"–1.654" OD, 0.06"–0.1" Flange	100 lb	50 pc

CABLE/CONDUIT



Purlin

123-P CONDUIT TO Z PURLIN CLIP

- Push-in conduit support
- Conduit clip rotates 360 degrees
- Supports conduit from purlin



Material: Spring Steel
Finish: nVent CADDY Armour

Part #	Description		
1238P	1/2" EMT, 0.709"–0.866" OD, 0.06"–0.1" Flange	25 lb	100 pc
12312P	3/4" EMT, 1/2" Rigid, 0.866"–1.181" OD, 0.06"–0.1" Flange	25 lb	100 pc
12316P	1" EMT, 3/4" Rigid, 1.181"–1.378" OD, 0.06"–0.1" Flange	25 lb	50 pc

MC/AC CABLE TO C PURLIN CLIP

- No tools required for installation
- Compliant with NEC® Article 300.4(d), allowing cable to be positioned a minimum of 1-1/4" from face of stud
- Compliant with CEC Rule 12-618 for support of MC/AC cable



Material: Spring Steel
Finish: nVent CADDY Armour



Part #	Description	
MAC2VF14	14-2 to 10-3 MC/AC, 1/16"–1/4" Flange	100 pc

Assemblies allow for support from most main and substructures.

CABLE/CONDUIT

Purlin

MC/AC CABLE TO Z PURLIN CLIP

- Compliant with CEC Rule 12-618 for support of MC/AC cable



Material: Spring Steel
Finish: nVent CADDY Armour



Part #	Description	
MAC2123	14-2 to 10-3 MC/AC, 0.06"–0.1" Flange	100 pc

Assemblies allow for support from most main and substructures.


MC/AC CABLE SUPPORT BRACKET WITH C PURLIN CLIP

- Neatly isolates, supports and secures MC/AC cables
- Properly spaces MC/AC cable to help eliminate bundling and NEC® & CEC derating issues
- Results in a "neat and workmanlike" installation



Material: Steel
Finish: Electrogalvanized



Part #	Description	
Isolated Ground Cable Size: 12-3 to 8-2 MC/AC Cable Size: 10-3 to 8-3 Super Neutral Cable Size: 12-3 to 10-2		
MCS101VF14	10-3 to 8-3 MC/AC, 7 Cable, 1/16"–1/4" Flange	25 pc
MC/AC Cable Size: 14-3 to 10-2 Super Neutral Cable Size: 10-2		
MCS50VF14	14-3 to 10-2 MC/AC, 4 Cable, 1/16"–1/4" Flange	25 pc
MCS100VF14	14-3 to 10-2 MC/AC, 8 Cable, 1/16"–1/4" Flange	25 pc

CABLE/CONDUIT

Purlin


MC/AC CABLE SUPPORT BRACKET WITH Z PURLIN CLIP

- Neatly isolates, supports and secures MC/AC cables
- Properly spaces MC/AC cable to help eliminate bundling and NEC® & CEC derating issues
- Results in a “neat and workmanlike” installation



Material: Steel
Finish: Electrogalvanized



Part #	Description	
Isolated Ground Cable Size: 12-3 to 8-2 MC/AC Cable Size: 10-3 to 8-3 Super Neutral Cable Size: 12-3 to 10-2:		
MCS101AF14	10-3 to 8-3 MC/AC, 7 Cable, 1/16"–1/4" Flange	25 pc
MC/AC Cable Size: 14-3 to 10-2 Super Neutral Cable Size: 10-2		
MCS50AF14	14-3 to 10-2 MC/AC, 4 Cable, 1/16"–1/4" Flange	25 pc
MCS100AF14	14-3 to 10-2 MC/AC, 8 Cable, 1/16"–1/4" Flange	25 pc


NM CABLE TO C PURLIN CLIP

- Supports non-metallic sheathed cable with ground wire



Material: Spring Steel
Finish: nVent CADDY Armour



Part #	Description	
RMXVF14	14-2, 12-2 NM, 0.28"–0.32" OD, 1/16"–1/4" Flange	100 pc

Assemblies allow support from most main and substructures.

CABLE/CONDUIT
Purlin

NM CABLE TO Z PURLIN CLIP

- Supports non-metallic sheathed cable with ground wire



Material: Spring Steel
Finish: nVent CADDY Armour



Part #	Description	
RMXAF14	14-2, 12-2 NM, 0.28"–0.32" OD, 1/16"–1/4" Flange	100 pc

Assemblies allow support from most main and substructures.



CABLE/CONDUIT TO WIRE CLIP

- Supports cable and conduit without bending drop wire
- Faster installation than traditional methods



Material: Spring Steel
Finish: nVent CADDY Armour



Part #	Description			Certification
PCS2	1/2", 3/4" EMT, 10-3 to 6-3 MC/AC, 0.601"–0.9" OD, #8–#12 Wire	25 lb	100 pc	–
PCS1	14-2 to 10-3 MC/AC, 0.45"–0.6" OD, #8–#12 Wire	25 lb	100 pc	cULus

NEC® 300.11 requires dedicated drop wire/rod and EC311.

CABLE/CONDUIT

Rod/Wire

CABLE/CONDUIT CLIP




- Supports conduit to rod, wire or flange
- Can also be used for flexible metallic tubing, armored cable, portable cables, control tubes and communications cable
- Available for EMT, rigid, ENT, IMT, MC/AC and aluminum conduit
- No installation tools required



Material: Spring Steel

Finish: nVent CADDY Armour



Part #	Description				Certification
K8	1/2" EMT, 1/2" Rigid, 12-3 MC/AC, 0.709" Max OD	50 lb	100 lb	100 pc	cULus
K12	1/2", 3/4" EMT, 1/2", 3/4" Rigid, 0.945" Max OD	50 lb	100 lb	100 pc	cULus
K16	3/4", 1" EMT, 1/2", 3/4" Rigid, 1.181" Max OD	50 lb	100 lb	100 pc	cULus
K20	1", 1 1/4" EMT, 3/4", 1" Rigid, 1.654" Max OD	50 lb	100 lb	100 pc	cULus
KX	14-2 to 12-3 MC/AC, 0.472" Max OD	-	-	100 pc	cULus

May require dedicated drop wire/rod and EC311. Consult local authority. For horizontal application only when installing conduit.

Conduit Size	#10 or #12 Wire	#8 or #10 Wire	3/16" or 1/4" Rod	1/8" - 1/4" Flange	5/16" - 3/8" Flange	7/16" - 1/2" Flange
1/2" EMT	K8	K8	K8	K8	K12	K12
1/2" Rigid	K8	K12	K12	K12	K12	K16
3/4" EMT	K12	K12	K12	K12	K16	K16
3/4" Rigid	K12	K12	K16	K16	K20	K20
1" EMT	-	K12	K16	K16	K20	K20
1" Rigid	-	-	-	K20	K20	K20
1 1/4" EMT	-	K20	K20	K20	-	-

Cable Size	#12 Wire	#8, #9, #10 Wire
14-2 (.433" -.475" OD)	KX	KX
14-3 (.453" -.500" OD)	KX	KX
12-2 (.467" -.510" OD)	KX	KX
12-3 (.489" -.535" OD)	KX	K8

CABLE/CONDUIT

Rod/Wire


SNAP CLOSE CONDUIT TO ROD/WIRE CLIP

- Provides attachment of conduit
- Provides quick access to smooth or threaded rods
- No tools required for installation



Material: Spring Steel
Finish: nVent CADDY Armour



Part #	Description		Certification
4Z34812M	1/2", 3/4" EMT, 0.709"–1.181" OD, 1/4" Rod, #12 Wire	100 pc	cULus
6Z34812M	1/2", 3/4" EMT, 0.709"–1.181" OD, 3/8" Rod	100 pc	cULus
8Z34812M	1/2", 3/4" EMT, 0.709"–1.181" OD, 1/2", 5/8" Rod	100 pc	cULus
4Z3416M	1" EMT, 1.181" Min, 1.378" Max, 1" Nom OD, 1/4" Rod, #12 Wire	100 pc	cULus
6Z3416M	1" EMT, 1.181" Min, 1.378" Max, 1" Nom OD, 3/8" Rod	100 pc	cULus
4Z346M	14-2 to 12-3 MC/AC, 0.551"–0.709" OD, 3/8" Flexible, 1/4" Rod, #12 Wire	100 pc	–
6Z346M	14-2 to 12-3 MC/AC, 0.551"–0.709" OD, 3/8" Flexible, 3/8" Rod	50 pc	–

1/2" and 5/8" rod sizes are to be installed on threaded rod only. NEC® 300.11 requires dedicated drop wire/rod and EC311.

PUSH IN CONDUIT TO ROD/WIRE CLIP

- Provides attachment of conduit
- Provides quick access to smooth or threaded rods
- No tools required for installation



Material: Spring Steel
Finish: nVent CADDY Armour

Part #	Description	
4Z348P	1/2" EMT, 1/4" Rod, #12 Wire, 1/8"–3/8" Flange	100 pc
6Z348P	1/2" EMT, 3/8" Rod, 3/8"–7/16" Flange	100 pc
4Z3412P	3/4" EMT, 1/2" Rigid, 1/4" Rod, #12 Wire, 1/8"–3/8" Flange	100 pc
6Z3412P	3/4" EMT, 1/2" Rigid, 3/8" Rod, 3/8"–7/16" Flange	100 pc
4Z3416P	1" EMT, 3/4" Rigid, 1/4" Rod, #12 Wire, 1/8"–3/8" Flange	100 pc
6Z3416P	1" EMT, 3/4" Rigid, 3/8" Rod, 3/8"–7/16" Flange	100 pc

NEC® 300.11 requires dedicated drop wire/rod and EC311.

CABLE/CONDUIT

Rod/Wire


MC/AC CABLE TO ROD/WIRE CLIP

- No tools required for installation
- Compliant with NEC® Article 300.4(d), allowing cable to be positioned a minimum of 1-1/4" from face of stud
- Compliant with CEC Rule 12-618 for support of MC/AC cable



Material: Spring Steel
Finish: nVent CADDY Armour



Part #	Description	
MCA24Z34	1/4" Rod, #12 Wire, 14-2 to 10-3 MC/AC	100 pc
MCA26Z34	3/8" Rod, 14-2 to 10-3 MC/AC	100 pc

Assemblies allow for support from most main and substructures.


MC/AC CABLE SUPPORT BRACKET WITH ROD/WIRE CLIP

- Neatly isolates, supports and secures MC/AC cables
- Properly spaces MC/AC cable to help eliminate bundling and NEC® & CEC derating issues
- Results in a "neat and workmanlike" installation



Material: Steel
Finish: Electrogalvanized



Part #	Description	
Isolated Ground Cable Size: 12-3 to 8-2 MC/AC Cable Size: 10-3 to 8-3 Super Neutral Cable Size: 12-3 to 10-2		
MCS1014Z	10-3 to 8-3 MC/AC, 7 Cable, 1/4" Rod, #8 Wire	25 pc
MCS1016Z	10-3 to 8-3 MC/AC, 7 Cable, 3/8" Rod	25 pc
MC/AC Cable Size: 14-3 to 10-2 Super Neutral Cable Size: 10-2		
MCS504Z	14-3 to 10-2 MC/AC, 4 Cable, 1/4" Rod, #8 Wire	25 pc
MCS506Z	14-3 to 10-2 MC/AC, 4 Cable, 3/8" Rod	25 pc
MCS1004Z	14-3 to 10-2 MC/AC, 8 Cable, 1/4" Rod, #8 Wire	25 pc
MCS1006Z	14-3 to 10-2 MC/AC, 8 Cable, 3/8" Rod	25 pc
MCS1008Z	14-3 to 10-2 MC/AC, 8 Cable, 1/2" and 5/8" Rod	25 pc

CABLE/CONDUIT
Rod/Wire

SBT-Z MULTIPLE CONDUIT MOUNTING PLATE WITH ROD/WIRE CLIP

- Single point structure attachment and easy “snap-in” field assembly of up to three conduit clips
- No tools necessary for installation of clips
- Eliminates need for offset bending conduit
- Helps eliminate multiple beam clamps or strut assemblies



Material: Spring Steel
Finish: nVent CADDY Armour

Part #	Description		
SBT184Z34	1/4" Rod, #12 Wire	15 lb	50 pc
SBT186Z34	3/8" Rod	15 lb	50 pc

Static load ratings are per tab.


NM CABLE TO ROD/WIRE CLIP

- Supports non-metallic sheathed cable with ground wire



Material: Spring Steel
Finish: nVent CADDY Armour



Part #	Description		Certification
RMX4Z34	14-2, 12-2 NM, 0.28"–0.32" OD, 1/4" Rod, #12 Wire	100 pc	cULus
RMX6Z34	14-2, 12-2 NM, 0.28"–0.32" OD, 3/8" Rod	100 pc	–

Assemblies allow support from most main and substructures.

CABLE/CONDUIT

Strut



ESC-M CONDUIT TO STRUT CLIP

- Attaches to open side of a strut channel
- Includes easy close pipe and conduit clamp



Material: Spring Steel
Finish: nVent CADDY Armour



Part #	Description			Certification
ESC812M	1/2", 3/4" EMT, 1/2", 3/4" Rigid/Pipe	25 lb	100 pc	cULus
ESC6M	3/8" Rigid/Pipe, 14-2 to 12-3 MC/AC, 3/8" Flexible	25 lb	100 pc	—

ESC-P CONDUIT TO STRUT CLIP

- Attaches to open side of a strut channel
- Provides means to support conduit running perpendicular to strut



Material: Spring Steel
Finish: nVent CADDY Armour


Part #	Description			
ESC12P	3/4" EMT, 3/4" Rigid/Pipe	15 lb	25 lb	100 pc

CABLE/CONDUIT

Strut



SCH1 SINGLE PIECE STRUT CLAMP FOR CONDUIT

- One-piece conduit clamp
- No screws or bolts to drop
- Requires only a screwdriver or nutdriver for installation
- Fits into open side of strut channel



Material: Steel
Finish: Electrogalvanized



Part #	Description		
SCH8	1/2" EMT	200 lb	100 pc
SCH12	3/4" EMT, 1/2" Rigid/Pipe	200 lb	100 pc
SCH16	1" EMT, 3/4" Rigid/Pipe	200 lb	100 pc
SCH20	1 1/4" EMT, 1" Rigid/Pipe	200 lb	100 pc



SCH2 SINGLE PIECE STRUT CLAMP FOR CABLE/CONDUIT

- One-piece cable/conduit clamp with protective boot
- No screws or bolts to drop
- Requires only a screwdriver or nutdriver for installation
- Fits into open side of strut channel



Material: Steel
Finish: Electrogalvanized



Part #	Description		
SCH6B	0.1"–0.63" OD	200 lb	100 pc
SCH8B	0.34"–0.71" OD, 1/2" EMT	200 lb	100 pc
SCH12B	0.57"–0.92" OD, 3/4" EMT, 1/2" Rigid/Pipe	200 lb	100 pc
SCH16B	0.72"–1.16" OD, 1" EMT, 3/4" Rigid/Pipe	200 lb	100 pc
SCH20B	1"–1.51" OD, 1 1/4" EMT, 1" Rigid/Pipe	200 lb	100 pc
SCH24B	1.25"–1.74" OD, 1 1/2" EMT, 1 1/4" Rigid/Pipe	350 lb	50 pc
SCH32B	1.74"–2.2" OD, 2" EMT, 1 1/2" Rigid/Pipe	350 lb	50 pc
SCH40B	2"–2.38" OD, 2" Rigid/Pipe	350 lb	25 pc
SCH48B	2.38"–2.88" OD, 2 1/2" EMT, 2 1/2" Rigid/Pipe	350 lb	25 pc
SCH56B	2.72"–3.5" OD, 3" EMT, 3" Rigid/Pipe	350 lb	25 pc
SCH64B	3.25"–4" OD, 3 1/2" EMT, 3 1/2" Rigid/Pipe	350 lb	10 pc
SCH72B	3.85"–4.5" OD, 4" EMT, 4" Rigid/Pipe	350 lb	10 pc


CABLE/CONDUIT

Strut

SK SINGLE PIECE STRUT CLAMP FOR CONDUIT

- One piece break apart strut clamp for EMT and Rigid conduit
- Includes thread impression and captured screw



Part #	Description	F ↓		Certification
Material: Aluminum				
SK8ALA	1/2" EMT, 1/2" Rigid/Pipe	150 lb	100 pc	–
SK12ALA	3/4" EMT, 3/4" Rigid/Pipe	150 lb	100 pc	–
SK16ALA	1" EMT, 1" Rigid/Pipe	150 lb	100 pc	–
SK20ALA	1 1/4" EMT, 1 1/4" Rigid/Pipe	150 lb	50 pc	–
SK24ALA	1 1/2" EMT, 1 1/2" Rigid/Pipe	150 lb	50 pc	–
SK32ALA	2" EMT, 2" Rigid/Pipe	150 lb	50 pc	–
Material: Steel Finish: Electrogalvanized				
SK85I	EG, 1/2" EMT, 1/2" Rigid/Pipe	200 lb	100 pc	cULus
SK125I	EG, 3/4" EMT, 3/4" Rigid/Pipe	200 lb	100 pc	cULus
SK165I	EG, 1" EMT, 1" Rigid/Pipe	200 lb	100 pc	cULus
SK205I	EG, 1 1/4" EMT, 1 1/4" Rigid/Pipe	200 lb	50 pc	cULus
SK245I	EG, 1 1/2" EMT, 1 1/2" Rigid/Pipe	200 lb	50 pc	cULus
SK325I	EG, 2" EMT, 2" Rigid/Pipe	200 lb	50 pc	cULus
SK405I	EG, 2 1/2" EMT, 2 1/2" Rigid/Pipe	350 lb	50 pc	cULus
SK485I	EG, 3" EMT, 3" Rigid/Pipe	350 lb	50 pc	cULus
SK565I	EG, 3 1/2" EMT, 3 1/2" Rigid/Pipe	350 lb	25 pc	cULus
SK645I	EG, 4" EMT, 4" Rigid/Pipe	350 lb	25 pc	cULus




CABLE/CONDUIT
Clamps and Clips

PUSH IN CONDUIT CLAMP

- Push-in installation of conduit
- Eliminates need for offset bending conduit
- May be used for either vertical or horizontal installations



Material: Spring Steel
Finish: nVent CADDY Armour


Part #	Description			
8P	1/2" EMT, 0.709"–0.866" OD, 9/32" Hole, Plain	25 lb	15 lb	100 pc
8P4I	1/2" EMT, 0.709" Min, 0.866" Max, 0.5" Nom OD, 1/4" Hole, Threaded	25 lb	15 lb	100 pc
12P	3/4" EMT, 0.866"–1.181" OD, 9/32" Hole, Plain	25 lb	15 lb	100 pc
12P4I	3/4" EMT, 0.866" Min, 1.181" Max, 0.752" Nom OD, 1/4" Hole, Threaded	25 lb	15 lb	100 pc
16P	1" EMT, 1.181"–1.378" OD, 9/32" Hole, Plain	25 lb	15 lb	100 pc
16P4I	1" EMT, 1.181" Min, 1.378" Max, 1" Nom OD, 1/4" Hole, Threaded	25 lb	15 lb	100 pc

CABLE/CONDUIT

Clamps and Clips




SNAP CLOSE CONDUIT/PIPE CLAMP

- May be used for either vertical or horizontal installations
- Eliminates need for offset bending conduit
- Finger closure, no tools required



Material: Spring Steel
Finish: nVent CADDY Armour




Part #	Description			
6M4I	3/8" Flexible, 14-2 to 12-3 MC/AC, 0.551"–0.709" OD, 1/4" Hole, Threaded	100 lb	25 lb	100 pc
6M	3/8" Flexible, 14-2 to 12-3 MC/AC, 0.551"–0.709" OD, 9/32" Hole, Plain	100 lb	25 lb	100 pc
812M4I	1/2", 3/4" EMT, 1/2", 3/4" Rigid/Pipe, 0.709"–1.181" OD, 1/4" Hole, Threaded	100 lb	25 lb	100 pc
812M	1/2", 3/4" EMT, 1/2", 3/4" Rigid/Pipe, 0.709"–1.181" OD, 9/32" Hole, Plain	100 lb	25 lb	100 pc
16M	1" EMT, 1" Rigid/Pipe, 1.181"–1.378" OD, 9/32" Hole, Plain	100 lb	25 lb	100 pc
16M4I	1" EMT, 1" Rigid/Pipe, 1/4" Hole, Threaded	100 lb	25 lb	100 pc
20M	1 1/4" EMT, 1 1/4" Rigid/Pipe, 1.378"–1.654" OD, 9/32" Hole, Plain	100 lb	25 lb	100 pc
20M4I	1 1/4" EMT, 1 1/4" Rigid/Pipe, 1/4" Hole, Threaded	100 lb	25 lb	100 pc
24M	1 1/2" EMT, 1 1/2" Rigid/Pipe, 1.654"–1.969" OD, 9/32" Hole, Plain	100 lb	25 lb	100 pc
24M4I	1 1/2" EMT, 1 1/2" Rigid/Pipe, 1/4" Hole, Threaded	100 lb	25 lb	100 pc
32M	2" EMT, 2" Rigid/Pipe, 1.969"–2.362" OD, 9/32" Hole, Plain	100 lb	25 lb	100 pc
32M4I	2" EMT, 2" Rigid/Pipe, 1/4" Hole, Threaded	100 lb	25 lb	100 pc

CABLE/CONDUIT

Clamps and Clips

BOLT CLOSE CONDUIT/PIPE CLAMP

- Retained bolt and built-in nut means there are less parts to handle or drop
- Combo head bolt works with slotted, hex, #3 phillips or #2 robertson drivers



Part #	Description	F1	F2	Certification
Material: Stainless Steel 304 (EN 1.4301) — Nut Type: Hex Nut				
CD0BSS	S304, 1/2" EMT, 1/2" Rigid/Pipe, 1/4" Hole	200 lb	50 lb	cULus
CD1BSS	S304, 3/4" EMT, 3/4" Rigid/Pipe, 1/4" Hole	200 lb	50 lb	cULus
CD2BSS	S304, 1" EMT, 1" Rigid/Pipe, 1/4" Hole	200 lb	50 lb	—
CD2.5BSS	S304, 1 1/4" EMT, 1/4" Hole	200 lb	50 lb	cULus
CD3BSS	S304, 1 1/2" EMT, 1 1/4" Rigid/Pipe, 1/4" Hole	200 lb	50 lb	cULus
CD4BSS	S304, 1 1/2" Rigid/Pipe, 5/16" Hole	200 lb	50 lb	cULus
CD5BSS	S304, 2" EMT, 2" Rigid/Pipe, 5/16" Hole	350 lb	50 lb	cULus
CD6BSS	S304, 2 1/2" EMT, 2 1/2" Rigid/Pipe, 5/16" Hole	350 lb	50 lb	—
CD7BSS	S304, 3" EMT, 3" Rigid/Pipe, 5/16" Hole	350 lb	50 lb	—
CD8BSS	S304, 3 1/2" EMT, 3 1/2" Rigid/Pipe, 5/16" Hole	350 lb	50 lb	—
CD9BSS	S304, 4" EMT, 4" Rigid/Pipe, 5/16" Hole	350 lb	50 lb	—
Material: Steel — Finish: Electrogalvanized — Nut Type: Built-In Nut				
CD0B	1/2" EMT, 1/2" Rigid/Pipe, 1/4" Hole	200 lb	50 lb	cULus
CD0BBP	1/2" EMT, 1/2" Rigid/Pipe, 1/4" Hole	200 lb	50 lb	cULus
CD0B37	1/2" EMT, 1/2" Rigid/Pipe, 3/8" Hole	200 lb	50 lb	—
CD1B	3/4" EMT, 3/4" Rigid/Pipe, 1/4" Hole	200 lb	50 lb	cULus
CD1B37	3/4" EMT, 3/4" Rigid/Pipe, 3/8" Hole	200 lb	50 lb	—
CD2B	1" EMT, 1" Rigid/Pipe, 1/4" Hole	200 lb	50 lb	cULus
CD2B37	1" EMT, 1" Rigid/Pipe, 3/8" Hole	200 lb	50 lb	—
CD2.5B	1 1/4" EMT, 1/4" Hole	200 lb	50 lb	cULus
CD2.5B37	1 1/4" EMT, 3/8" Hole	200 lb	50 lb	—
CD3B	1 1/2" EMT, 1 1/4" Rigid/Pipe, 1/4" Hole	200 lb	50 lb	cULus
CD3B37	1 1/2" EMT, 1 1/4" Rigid/Pipe, 3/8" Hole	200 lb	50 lb	—
CD4B	1 1/2" Rigid/Pipe, 5/16" Hole	200 lb	50 lb	cULus
CD4B37	1 1/2" Rigid/Pipe, 3/8" Hole	200 lb	50 lb	—
CD5B	2" EMT, 2" Rigid/Pipe, 5/16" Hole	200 lb	50 lb	cULus
CD5B37	2" EMT, 2" Rigid/Pipe, 3/8" Hole	200 lb	50 lb	—
Material: Steel — Finish: Electrogalvanized — Nut Type: Hex Nut				
CD6B	2 1/2" EMT, 2 1/2" Rigid/Pipe, 5/16" Hole	350 lb	50 lb	—
CD7B	3" EMT, 3" Rigid/Pipe, 5/16" Hole	350 lb	50 lb	—
CD8B	3 1/2" EMT, 3 1/2" Rigid/Pipe, 5/16" Hole	350 lb	50 lb	—
CD9B	4" EMT, 4" Rigid/Pipe, 5/16" Hole	350 lb	50 lb	—

CABLE/CONDUIT



Clamps and Clips

PUSH IN CONDUIT TO CONDUIT CLAMP

- Ideal as spacer between same or different size conduit
- No tools required for installation
- Top conduit to be used for support only, not a raceway



Material: Spring Steel
Finish: nVent CADDY Armour

Part #	Description		
8P8P	1/2" EMT1, 1/2" EMT2, 0.709"–0.866" OD1, 0.709"–0.866" OD2	25 lb	100 pc
8P12P	1/2" EMT1, 3/4" EMT2, 1/2" Rigid2, 0.709"–0.866" OD1, 0.866"–1.18" OD2	25 lb	100 pc
8P16P	1/2" EMT1, 1" EMT2, 3/4" Rigid2, 0.709"–0.866" OD1, 1.18"–1.378" OD2	25 lb	50 pc
12P12P	3/4" EMT1, 3/4" EMT2, 1/2" Rigid1, 1/2" Rigid2, 0.866"–1.18" OD1, 0.866"–1.18" OD2	25 lb	100 pc
12P16P	3/4" EMT1, 1" EMT2, 1/2" Rigid1, 3/4" Rigid2, 0.866"–1.18" OD1, 1.18"–1.378" OD2	25 lb	100 pc
16P16P	1" EMT1, 1" EMT2, 3/4" Rigid1, 3/4" Rigid2, 1.18"–1.378" OD1, 1.18"–1.378" OD2	25 lb	100 pc



SNAP CLOSE CONDUIT TO CONDUIT CLAMP

- Fast and easy assembly for lightweight loads
- No screws or bolts required



Material: Spring Steel
Finish: nVent CADDY Armour



Part #	Description			Certification
166M	1" EMT1, 3/8" EMT2, 3/8" Flexible, 14-2 to 12-3 MC/AC, 1.181"–1.378" OD1, 0.551"–0.709" OD2	100 lb	100 pc	–
16812M	1" EMT1, 1/2", 3/4" EMT2, 1.181"–1.378" OD1, 0.709"–1.181" OD2	100 lb	100 pc	cULus
1616M	1" EMT1, 1" EMT2, 1" Min OD1, 1" Min OD2	100 lb	100 pc	cULus
1620M	1" EMT1, 1 1/4" EMT2, 1.181"–1.378" OD1, 1.378"–1.654" OD2	100 lb	50 pc	cULus
1624M	1" EMT1, 1 1/2" EMT2, 1.181"–1.378" OD1, 1.654"–1.969" OD2	100 lb	50 pc	cULus
1632M	1" EMT1, 2" EMT2, 1.181"–1.378" OD1, 1.969"–2.362" OD2	100 lb	50 pc	cULus

For 14-2 through 12-3 MC/AC cable, use part 166M. Total load of trapeze must not exceed 100 lb.

CABLE/CONDUIT

Clamps and Clips

WALL MOUNT CONDUIT CLIP

- Ideal for EMT support between wall studs with SGB/TSGB series brackets
- Quickly attaches pipe, conduit, MC/ AC and tube to wall surfaces
- Push-in installation of conduit
- Eliminates need for offset bending conduit
- Low-profile design minimizes snag potential
- Secure with powder-actuated tools, self-tapping concrete anchors or screw guns



Material: Spring Steel

Finish: nVent CADDY Armour

Part #	Description	
WC812	1/2", 3/4" EMT, 1/4" Hole	100 pc


ONE HOLE STRAP FOR EMT CONDUIT

- Recommended for supporting horizontal runs of conduit from the face of a structural member
- Fastening hole in strap may be above or below conduit



Material: Steel

Finish: Electrogalvanized

Part #	Description	
EPS0050EG	1/2" EMT	100 pc
EPS0075EG	3/4" EMT	1 pc
EPS0100EG	1" EMT	100 pc
EPS0125EG	1 1/4" EMT	1 pc
EPS0150EG	1 1/2" EMT	100 pc
EPS0200EG	2" EMT	100 pc

CABLE/CONDUIT

Clamps and Clips


NM CABLE CLIP

- Supports non-metallic sheathed cable with ground wire



Material: Spring Steel
Finish: nVent CADDY Armour



Part #	Description	
RMX	14-2, 12-2 NM, 0.28"–0.32" OD	100 pc

Assemblies allow support from most main and substructures.


MC/AC CABLE SUPPORT BRACKET

- Neatly isolates, supports and secures MC/AC cables
- Properly spaces MC/AC cable to help eliminate bundling and NEC® & CEC derating issues
- Results in a "neat and workmanlike" installation



Material: Steel
Finish: Electrogalvanized



Part #	Description	
Isolated Ground Cable Size: 12-3 to 8-2 MC/AC Cable Size: 10-3 to 8-3 Super Neutral Cable Size: 12-3 to 10-2		
MCS101	10-3 to 8-3 MC/AC, 7 Cable	50 pc
MC/AC Cable Size: 14-3 to 10-2 Super Neutral Cable Size: 10-2		
MCS50	14-3 to 10-2 MC/AC, 4 Cable	100 pc
MCS100	14-3 to 10-2 MC/AC, 8 Cable	50 pc

CABLE/CONDUIT

Brackets and Hangers

WMX CABLE HANGER

- Bundle runs of MC or AC (refer to local authorities and NEC® Article 310 for derating ampacity when flexible power cables are used)
- Can be used with 4H series flange clips, DH2 / TDH deck clips, AO or AB nail brackets, VF14 vertical flange, AF14/122/123 Z purlin



Material: Steel
Finish: Electrogalvanized



Part #	Description	<div>F</div> <div>↓</div>	Certification
WMX3	1 1/8" dia	50 lb	cULus
WMX6	1 3/4" dia	75 lb	cULus

NM CABLE WITH OFFSET BRACKET

- Supports non-metallic sheathed cable with ground wire



Material: Spring Steel
Finish: nVent CADDY Armour



Part #	Description	<div></div>
RMXAO	14-2, 12-2 NM, 0.28"–0.32" OD	100 pc

Assemblies allow support from most main and substructures.

CABLE/CONDUIT

Brackets and Hangers

SBT MULTIPLE CONDUIT MOUNTING PLATE

- Single point structure attachment and easy “snap-in” field assembly of up to three conduit clips
- No tools necessary for installation of clips
- Eliminates need for offset bending conduit
- Available in a variety of riveted assemblies
- Helps eliminate multiple beam clamps or strut assemblies



Material: Spring Steel
Finish: nVent CADDY Armour

Part #	Description	 F ↓	
SBT18	SBT Multiple Conduit Mounting Plate	50 lb	50 pc

Static load ratings are per tab.


B18 COMBINATION BOX/CONDUIT HANGER

- One assembly provides support for horizontal electrical box and/or conduit from threaded rod
- Eliminates need for offset bending conduit
- 66% less Drop Wires (rod/wire application)
- NEC® & CEC compliant



Material: Spring Steel
Finish: nVent CADDY Armour



Part #	Description	
6MB18A	3/8" Flexible, 14-2 to 12-3 MC/AC, 1/4" Hole, Plain	25 pc
812MB18A	1/2", 3/4" EMT, 1/4" Hole, Plain	25 pc
812MB18S	1/2", 3/4" EMT, w/Screw	25 pc
16MB18A	1" EMT, 1/4" Hole, Plain	25 pc

NEC® 300.11 requires dedicated drop wire/rod. For single and multiple runs of conduit.

CABLE/CONDUIT


Combination Box/Conduit

B18-SBT BOX/MULTIPLE CONDUIT HANGER

- One assembly provides support for electrical box and/or conduit
- Single point structure attachment and easy “snap-in” field assembly of up to three conduit clips
- Eliminates need for offset bending conduit
- 66% less Drop Wires (rod/wire application)
- NEC® & CEC compliant



Material: Spring Steel
Finish: nVent CADDY Armour

Part #	Description	
B18SBT18	1/4" Hole	25 pc


NEC® 300.11 requires dedicated drop wire/rod. For single and multiple runs of conduit. Hole Size value refers to mounting hole.

B18-CO BOX/MULTIPLE CONDUIT HANGER

- One assembly provides support for electrical box and/or conduit
- Comes with one conduit clip attached to each side with the ability to attach up to two more per side
- Eliminates need for offset bending conduit
- 66% less Drop Wires (rod/wire application)
- NEC® & CEC compliant



Material: Spring Steel
Finish: nVent CADDY Armour

Part #	Description	
6MB18ACO	3/8" Flexible, 14-2 to 12-3 MC/AC, 1/4" Hole, Plain	25 pc
812MB18ACO	1/2", 3/4" EMT, 1/4" Hole, Plain	25 pc
812MB18SCO	1/2", 3/4" EMT, w/Screw	25 pc
16MB18ACO	1" EMT, 1/4" Hole, Plain	25 pc

CABLE/CONDUIT

Combination Box/Conduit

B18-C03 BOX/MULTIPLE CONDUIT HANGER

- One assembly provides support for electrical box and/or conduit
- Comes with three conduit clips attached to each side
- Eliminates need for offset bending conduit
- 66% less Drop Wires (rod/wire application)
- NEC® & CEC compliant



Material: Spring Steel
Finish: nVent CADDY Armour

Part #	Description	
6M3B18AC0	3/8" Flexible, 14-2 to 12-3 MC/AC	25 pc

B18-EM BOX/CONDUIT HANGER WITH FLANGE CLIP

- One assembly provides support for electrical box and/or conduit from beam flanges
- Eliminates need for offset bending conduit
- 66% less Drop Wires (rod/wire application)
- NEC® & CEC compliant



Material: Spring Steel
Finish: nVent CADDY Armour



Part #	Description	
812MB1824	1/2", 3/4" EMT, 1/8"–1/4" Flange	25 pc
812MB1858	1/2", 3/4" EMT, 5/16"–1/2" Flange	25 pc
16MB1824	1" EMT, 1/8"–1/4" Flange	25 pc
16MB1858	1" EMT, 5/16"–1/2" Flange	25 pc
6MB1824	1/8"–1/4" Flange, 3/8" Flexible, 14-2 to 12-3 MC/AC	25 pc
6MB1858	5/16"–1/2" Flange, 3/8" Flexible, 14-2 to 12-3 MC/AC	25 pc

NEC® 300.11 requires dedicated drop wire/rod. For single and multiple runs of conduit.

CABLE/CONDUIT

Combination Box/Conduit

B18-MCS BOX/MC/AC CABLE HANGER

- One assembly provides support for horizontal electrical box and/or MC/AC cable from rod or wire
- Properly spaces MC/AC cable to help eliminate bundling and NEC® & CEC derating issues
- Neatly isolates, supports and secures MC/AC cables
- Results in a “neat and workmanlike” installation
- 66% less Drop Wires (rod/wire application)
- NEC® & CEC compliant




Material: Steel
Finish: Electrogalvanized


Part #	Description	
MCS50B18A	B18-MCS Box/MC/AC Cable Hanger	25 pc

B18-CO-EM BOX/MULTIPLE CONDUIT HANGER WITH FLANGE CLIP

- One assembly provides support for electrical box and/or conduit from beam flanges
- Comes with one conduit clip attached to each side with the ability to attach up to two more per side
- Eliminates need for offset bending conduit
- 66% less Drop Wires (rod/wire application)
- NEC® & CEC compliant



Material: Spring Steel
Finish: nVent CADDY Armour

Part #	Description	
812MB1824CO	1/2", 3/4" EMT, 1/8"–1/4" Flange	25 pc
812MB1858CO	1/2", 3/4" EMT, 5/16"–1/2" Flange	25 pc
16MB1824CO	1" EMT, 1/8"–1/4" Flange	25 pc
16MB1858CO	1" EMT, 5/16"–1/2" Flange	25 pc
6MB1824CO	14-2 to 12-3 MC/AC, 1/8"–1/4" Flange, 3/8" Flexible	25 pc
6MB1858CO	14-2 to 12-3 MC/AC, 5/16"–1/2" Flange, 3/8" Flexible	25 pc

CABLE/CONDUIT

Combination Box/Conduit


B18-Z BOX/CONDUIT HANGER WITH ROD/WIRE CLIP

- One assembly provides support for electrical box and/or conduit from drop wire or rod
- Eliminates need for offset bending conduit
- 66% less Drop Wires (rod/wire application)
- NEC® & CEC compliant



Material: Spring Steel
Finish: nVent CADDY Armour



Part #	Description	
6MB18	3/8" Flexible, 14-2 to 12-3 MC/AC, 1/4" Rod, #12 Wire	25 pc
6MB186	3/8" Flexible, 14-2 to 12-3 MC/AC, 3/8" Rod	25 pc
812MB18	1/2", 3/4" EMT, 1/4" Rod, #12 Wire	25 pc
812MB186	1/2", 3/4" EMT, 3/8" Rod	25 pc
812MB188Z	1/2", 3/4" EMT, 1/2", 5/8" Rod	25 pc
16MB18	1" EMT, 1/4" Rod, #12 Wire	25 pc
16MB186	1" EMT, 3/8" Rod	25 pc

1/2" and 5/8" rod sizes are to be installed on threaded rod only. NEC® 300.11 requires dedicated drop wire/rod. For single and multiple runs of conduit.

B18-SBT-Z BOX/MULTIPLE CONDUIT HANGER WITH ROD/WIRE CLIP

- One assembly provides support for electrical box and/or conduit from drop wire or rod
- Single point structure attachment and easy "snap-in" field assembly of up to three conduit clips
- Eliminates need for offset bending conduit
- 66% less Drop Wires (rod/wire application)
- NEC® & CEC compliant



Material: Spring Steel
Finish: nVent CADDY Armour


Part #	Description	
B18SBT184Z	1/4" Rod, #12 Wire	25 pc

NEC® 300.11 requires dedicated drop wire/rod. For single and multiple runs of conduit.

CABLE/CONDUIT
Combination Box/Conduit

B18-CO-Z BOX/MULTIPLE CONDUIT HANGER WITH ROD/WIRE CLIP

- One assembly provides support for electrical box and/or conduit from drop wire or rod
- Comes with one conduit clip attached to each side with the ability to attach up to two more per side
- Eliminates need for offset bending conduit
- 66% less Drop Wires (rod/wire application)
- NEC® & CEC compliant



Material: Spring Steel
Finish: nVent CADDY Armour

Part #	Description	
812MB18CO	1/2", 3/4" EMT, 1/4" Rod, #12 Wire	25 pc
812MB186CO	1/2", 3/4" EMT, 3/8" Rod	25 pc
812M6MB18CO	1/2", 3/4" EMT, 14-2 to 12-3 MC/AC, 1/4" Rod, #12 Wire, 3/8" Flexible	25 pc
16MB18CO	1" EMT, 1/4" Rod, #12 Wire	25 pc
16MB186CO	1" EMT, 3/8" Rod	25 pc
6MB18CO	14-2 to 12-3 MC/AC, 1/4" Rod, #8 Min, #12 Nom Wire, 3/8" Flexible	25 pc
6MB186CO	14-2 to 12-3 MC/AC, 3/8" Rod, 3/8" Flexible	25 pc

B18-CO3-Z BOX/MULTIPLE CONDUIT HANGER

- One assembly provides support for electrical box and/or conduit from drop wire or rod
- Comes with three conduit clips attached to each side
- Eliminates need for offset bending conduit
- 66% less Drop Wires (rod/wire application)
- NEC® & CEC compliant



Material: Spring Steel
Finish: nVent CADDY Armour


Part #	Description	
6M3B18CO	B18-CO3-Z Box/Multiple Conduit Hanger	25 pc

CABLE/CONDUIT

Combination Box/Conduit


B18-MCS-Z BOX/MC/AC CABLE HANGER WITH ROD/WIRE CLIP

- One assembly provides support for horizontal electrical box and/or MC/AC cable from threaded rod
- Properly spaces MC/AC cable to help eliminate bundling and NEC® & CEC derating issues
- Neatly isolates, supports and secures MC/AC cables
- Results in a “neat and workmanlike” installation
- 66% less Drop Wires (rod/wire application)
- NEC® & CEC compliant



Material: Steel

Finish: Electrogalvanized

Part #	Description	
MCS50B18	14-2 to 12-3 MC/AC, 4 Cable	25 pc
MCS100B18	14-3 to 10-2 MC/AC, 8 Cable	25 pc


B18-CPNAM BOX/CONDUIT WITH DECK ANGLE BRACKET

- Meets the requirements of NEC® Section 300.4(E)
- Supports conduit or pipe 1-1/2" (38 mm) under the roof decking to prevent potential damage from nails or screws
- Supports box and conduit with one attachment point



Material: Steel, Spring Steel

Finish: nVent CADDY Armour, Plain

Part #	Description	
812MB18CPNAM	1/2", 3/4" EMT	25 pc
16MB18CPNAM	1" EMT	25 pc
6MB18CPNAM	14-2 to 12-3 MC/AC, 3/8" Flexible	25 pc


CABLE/CONDUIT
Combination Box/Conduit

B18-SBT-CPNAM BOX/MULTIPLE CONDUIT WITH DECK ANGLE BRACKET

- Meets the requirements of NEC® Section 300.4(E)
- Supports conduit or pipe 1-1/2" (38 mm) under the roof decking to prevent potential damage from nails or screws
- Supports box and conduit with one attachment point



Material: Steel
Finish: Plain


Part #	Description	
B18SBT18CPNAM	B18-SBT-CPNAM Box/Multiple Conduit with Deck Angle Bracket	25 pc

B18-TDH BOX/CONDUIT WITH DECK HANGER

- Meets the requirements of NEC® Section 300.4(E)
- Supports conduit or pipe 1-1/2" (38 mm) under the roof decking to prevent potential damage from nails or screws
- Supports box and conduit with one attachment point



Material: Spring Steel
Finish: nVent CADDY Armour

Part #	Description	
812MB18TDH	1/2", 3/4" EMT	25 pc
16MB18TDH	1" EMT	25 pc
6MB18TDH	3/8" Flexible, 14-2 to 12-3 MC/AC	25 pc

CABLE/CONDUIT

Combination Box/Conduit

B18-SBT-TDH BOX/MULTIPLE CONDUIT WITH DECK HANGER

- Meets the requirements of NEC® Section 300.4(E)
- Supports conduit or pipe 1-1/2" (38 mm) under the roof decking to prevent potential damage from nails or screws
- Supports box and conduit with one attachment point



Material: Spring Steel

Finish: nVent CADDY Armour

Part #	Description	
B18SBT18TDH	B18-SBT-TDH Box/Multiple Conduit with Deck Hanger	25 pc

WIRE BASKET TRAY CLIP

- Attaches wire basket tray to strut without additional hardware
- No tools required



Material: Spring Steel

Finish: nVent CADDY Armour

Part #	Description
KBT	3/16"–5/16" Wire

Use two clips per strut support for trays up to 12" (300mm). Use three clips per strut support for trays up to 18" (457mm) and add one clip per strut support for each additional 6" (150mm) of tray width. No load rating, for positioning only.

SNAP-ON CABLE TRAY CLIP TO ROD

- Easily secures to basket tray
- Quick attachment to threaded rod or wire
- Fully adjustable and easy to relocate to accommodate changes once installed
- No tools required for installation



Material: Spring Steel

Finish: nVent CADDY Armour

Part #	Description		
6Z34VF14	5/16", 3/8" Rod	20 lb	100 pc



CABLE/CONDUIT
Cable Tray and Accessories

CABLE TRAY SUPPORT FOR AIR HANDLING SPACES

- Provides an easy method for supporting cable tray below raised floors



Material: Steel
Finish: Polyester
Static Load Safety Factor: 3:1




Part #	Description		
RPS50AHGP	2 5/16" x 10 1/2" x 3 5/16"	50 lb	10 pc

UNIVERSAL TRAY SUPPORT

- Universal design to accommodate various cable tray hanging methods including ceiling, wall, threaded rod, or cable hanging systems
- C-shape maintains accessibility to cables after installation is completed
- Strut profile on both arms allow for two runs of cable trays per bracket
- Top tab can be bent allowing for extra wide cable trays to be installed when two brackets are fastened back-to-back
- Key holes provided for wall mount applications
- Works with the KBT Wire Basket Tray Clip for securing wire basket cable tray or J-bolts for securing cable ladder




Material: Steel
Finish: Electrogalvanized

Part #	Description			
UTS150	6.5"	100 lb	200 lb	20 pc
UTS200	8.8"	100 lb	200 lb	20 pc
UTS300	12.7"	100 lb	200 lb	10 pc

Refer to Static Load 1 for installations with threaded rod. Refer to Static Load 2 for wall mount and 3 mm nVent CADDY Speed Link installations.

Structural Attachments



STRUCTURAL ATTACHMENTS




Beam/Purlin

300 UNIVERSAL BEAM CLAMP

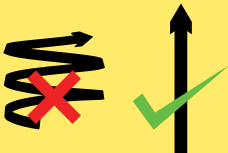
- Conforms with Federal Specification WW-H-171 (Type 23), Manufacturers Standardization Society ANSI®/MSS-SP-58 (Type 19 and 23)



Material: Steel

Part #	Description	 F1	 F2		Certification
Finish: Electrogalvanized					
3000037EG	EG, 3/8" Rod, 13/16" Max Flange	500 lb	250 lb	100 pc	cULus, FM
3000050EG	EG, 1/2" Rod, 13/16" Max Flange	950 lb	760 lb	50 pc	cULus, FM
3000062EG	EG, 5/8" Rod, 13/16" Max Flange	950 lb	760 lb	50 pc	cULus
3000075EG	EG, 3/4" Rod, 13/16" Max Flange	950 lb	760 lb	50 pc	cULus
3000087EG	EG, 7/8" Rod, 13/16" Max Flange	950 lb	760 lb	50 pc	cULus
Finish: Plain					
3000037PL	3/8" Rod, 13/16" Max Flange	500 lb	250 lb	100 pc	cULus, FM
3000050PL	1/2" Rod, 13/16" Max Flange	950 lb	760 lb	50 pc	cULus, FM
3000062PL	5/8" Rod, 13/16" Max Flange	950 lb	760 lb	50 pc	cULus
3000075PL	3/4" Rod, 13/16" Max Flange	950 lb	760 lb	50 pc	cULus
3000087PL	7/8" Rod, 13/16" Max Flange	950 lb	760 lb	50 pc	cULus

Setscrew must be tightened and torqued onto the sloped side of the I-beam. Recognizing that torque wrenches are generally not used or available on many job sites, the setscrew should be tightened so it contacts the I-beam and then an additional 1/4 to 1/2 turn added.



"Push-to-install" Technology

Beam Clamps with CADDY Rod Lock "push-to-install" technology for threaded rod applications are available on page 274.

- Prefabricated assemblies easily lift and lock into place, helping to save time and money
- Easy "push-to-install" design allows installers to simply push the threaded rod through the mounting hole, instantly holding it in position
- Lock nut can be finger tightened, locking the rod in place
- Works with slightly damaged threads and minor burrs on the threaded rod

STRUCTURAL ATTACHMENTS

Beam/Purlin




310 UNIVERSAL BEAM CLAMP, THICK FLANGE

- Universal beam clamp for thick beams
- Conforms with Federal Specification WW-H-171 (Type 23), Manufacturers Standardization Society ANSI®/MSS-SP-58 (Type 19 and 23)



Material: Steel



Part #	Description			
Finish: Electrogalvanized				
3100037EG	EG, 3/8" Rod, 1 1/4" Max Flange	500 lb	250 lb	50 pc
3100050EG	EG, 1/2" Rod, 1 1/4" Max Flange	950 lb	760 lb	50 pc
Finish: Plain				
3100037PL	3/8" Rod, 1 1/4" Max Flange	500 lb	250 lb	50 pc
3100050PL	1/2" Rod, 1 1/4" Max Flange	950 lb	760 lb	50 pc

Setscrew must be tightened and torqued onto the sloped side of the I-beam. Recognizing that torque wrenches are generally not used or available on many job sites, the setscrew should be tightened so it contacts the I-beam and then an additional 1/4 to 1/2 turn added.

BC26 UNIVERSAL BEAM CLAMP WITH TAPPED HOLE

- One thru-hole for easier installation of threaded rod
- Conforms with Federal Specification WW-H-171 (Type 23), Manufacturers Standardization Society ANSI®/MSS-SP-58 (Type 19 and 23)



Material: Cast Iron

Finish: Electrogalvanized



Part #	Description			
BC260025EG	1/4" Rod, 13/16" Max Flange, 1/4" Hole, Threaded	250 lb	100 lb	100 pc

Setscrew must be tightened and torqued onto the sloped side of the I-beam. Recognizing that torque wrenches are generally not used or available on many job sites, the setscrew should be tightened so it contacts the I-beam and then an additional 1/4 to 1/2 turn added.

STRUCTURAL ATTACHMENTS

Beam/Purlin

305 STAINLESS STEEL BEAM CLAMP, TOP MOUNT

- Pressed steel beam clamp
- Structural attachment to top flange of metal beams, purlins, channel, or angle iron
- Conforms with Federal Specification WW-H-171 (Type 23), Manufacturers Standardization Society ANSI®/MSS-SP-58 (Type 19)



Material: Stainless Steel 304 (EN 1.4301)




Part #	Description		
3050037S4	3/8" Rod, 5/8" Max Flange	500 lb	100 pc
3050050S4	1/2" Rod, 5/8" Max Flange	1,130 lb	100 pc

Set screw must be tightened and torqued onto the sloped side of the I-beam, channel, or angle iron flange. Recognizing that torque wrenches are generally not used or available on many job sites, the setscrew should be tightened so it contacts the I-beam and then an additional 1/4 to 1/2 turn added.

SBC STAMPED BEAM CLAMP, TOP MOUNT

- Allows structural attachment to metal beams, bar joist, channel, or angle iron in top mount position only unless used on a parallel flange
- Lightweight, one-piece stamped body provides superior strength and eliminates deficiencies associated with castings
- Spins onto threaded rod and allows for easy adjustment
- Conforms with Federal Specification WW-H-171 (Type 23), Manufacturers Standardization Society ANSI®/MSS-SP-58 (Type 19)



Material: Steel
Finish: Pregalvanized



Part #	Description		
SBC037	3/8" Rod, 3/4" Max Flange	500 lb	50 pc

Set screw must be tightened and torqued onto the sloped side of the I-beam, channel, or angle iron flange. Recognizing that torque wrenches are generally not used or available on many job sites, the setscrew should be tightened so it contacts the I-beam and then an additional 1/4 to 1/2 turn added.

STRUCTURAL ATTACHMENTS

Beam/Purlin

BC BEAM CLAMP

- Easy installation to beam flanges



Material: Spring Steel
Finish: nVent CADDY Armour



Part #	Description		
BC	1/4" Rod 1, #10 Rod 2, 1/2" Max Flange	100 lb	100 pc
BCBP	1/4" Rod 1, #10 Rod 2, 1/2" Max Flange	100 lb	15 x 10 pc

Setscrew must be tightened and torqued onto the sloped side of the I-beam.

BC200/BC400 BEAM CLAMP

- Threaded hole on back and bottom



Material: Steel
Finish: Electrogalvanized



Part #	Description		
BC200	1/4" Rod, 0.5" Max Flange	123 lb	50 pc
BC400	3/8" Rod, 0.75" Max Flange	200 lb	25 pc

Setscrew must be tightened and torqued onto the sloped side of the I-beam.

STRUCTURAL ATTACHMENTS

Beam/Purlin

BC10 MULTI-FUNCTION BEAM CLAMP

- Structural attachment to beams to support threaded rod



Material: Steel
Finish: Electrogalvanized

Part #	Description			
BC100000EG	3/8", 1/2" Rod, 3/4" Max Flange	500 lb	300 lb	25 pc

Setscrew must be tightened and torqued onto the sloped side of the I-beam.

BC10 BEAM CLAMP WITH BC15 SWIVEL

- Swivel attachment suitable for sloped beams



Material: Steel
Finish: Electrogalvanized

Part #	Description		
BC101500EG	3/8", 1/2" Rod, 3/4" Max Flange	500 lb	25 pc

Setscrew must be tightened and torqued onto the sloped side of the I-beam. Recognizing that torque wrenches are generally not used or available on many job sites, the setscrew should be tightened so it contacts the I-beam and then an additional 1/4 to 1/2 turn added.

STRUCTURAL ATTACHMENTS

Beam/Purlin


BC11/BC12 MULTI-FUNCTION CLAMP WITH J-BOLT

- Structural attachment to beams to support threaded rod
- J-bolt provides additional stability in high vibration environments



Material: Steel

Finish: Electrogalvanized

Part #	Description			
BC110000EG	3/8", 1/2" Rod, 3/4" Max Flange	500 lb	300 lb	25 pc
BC120000EG	3/8", 1/2" Rod, 3/4" Max Flange	500 lb	300 lb	25 pc

Setscrew must be tightened and torqued onto the sloped side of the I-beam.


BC13 WELDED BEAM CLAMP, STANDARD DUTY

- Structural attachment to beams to support threaded rod



Material: Steel

Finish: Electrogalvanized

Part #	Description		
BC130025EG	1/4" Rod, 7/8" Max Flange	650 lb	20 pc
BC130037EG	3/8" Rod, 7/8" Max Flange	650 lb	20 pc
BC130050EG	1/2" Rod, 7/8" Max Flange	1,100 lb	20 pc
BC130062EG	5/8" Rod, 7/8" Max Flange	1,600 lb	10 pc

Setscrew must be tightened and torqued onto the sloped side of the I-beam. Recognizing that torque wrenches are generally not used or available on many job sites, the setscrew should be tightened so it contacts the I-beam and then an additional 1/4 to 1/2 turn added.

STRUCTURAL ATTACHMENTS



Beam/Purlin

BC14 WELDED BEAM CLAMP, HEAVY DUTY

- Structural attachment to beams to support threaded rod



Material: Steel
Finish: Electrogalvanized

Part #	Description		
BC140037EG	3/8" Rod, 1 5/8" Max Flange	800 lb	20 pc
BC140050EG	1/2" Rod, 1 5/8" Max Flange	1,300 lb	20 pc
BC140062EG	5/8" Rod, 1 5/8" Max Flange	1,900 lb	10 pc



Setscrew must be tightened and torqued onto the sloped side of the I-beam. Recognizing that torque wrenches are generally not used or available on many job sites, the setscrew should be tightened so it contacts the I-beam and then an additional 1/4 to 1/2 turn added.

C-CLAMP

- Pressed steel beam clamp
- Conforms with Federal Specification WW-H-171 (Type 23), Manufacturers Standardization Society ANSI®/MSS-SP-58 (Type 23)



Material: Steel
Static Load Safety Factor: 3.5:1

Part #	Description		
Finish: Electrogalvanized			
2000037EG	EG, 3/8" Rod, 3/4" Max Flange	250 lb	100 pc
Finish: Plain			
2000037PL	3/8" Rod, 3/4" Max Flange	250 lb	100 pc

Setscrew must be tightened and torqued onto the sloped side of the I-beam. Recognizing that torque wrenches are generally not used or available on many job sites, the setscrew should be tightened so it contacts the I-beam and then an additional 1/4 to 1/2 turn added.

STRUCTURAL ATTACHMENTS

Beam/Purlin

C-CLAMP FOR STRUT AND ROD

- Dual purpose beam clamp for rod and strut
- Conforms with Federal Specification WW-H-171 (Type 23), Manufacturers Standardization Society ANSI®/MSS-SP-58 (Type 23)



Material: Steel
Finish: Pregalvanized



Part #	Description			Certification
200RS375	3/8" Rod, 5/8" Max Flange	250 lb	10 pc	cULus
200RS500	1/2" Rod, 5/8" Max Flange	360 lb	10 pc	—

Setscrew must be tightened and torqued onto the sloped side of the I-beam. Load rating is per fastener with a 3X safety factor. Actual installation must be evaluated to determine load on the individual fastener. Recognizing that torque wrenches are generally not used or available on many job sites, the setscrew should be tightened so it contacts the I-beam and then an additional 1/4 to 1/2 turn added.

STRUCTURAL ATTACHMENTS

Beam/Purlin


300C STANDARD RETAINER STRAP

- Retainer strap for beam clamps



Material: Steel

Finish: Pregalvanized

Part #	Description	
300C3706EG	3/8" Rod, 6"	100 pc
300C3708EG	3/8" Rod, 8"	100 pc
300C3710EG	3/8" Rod, 10"	100 pc
300C3712EG	3/8" Rod, 12"	100 pc
300C3714EG	3/8" Rod, 14"	100 pc
300C3716EG	3/8" Rod, 16"	100 pc
300C3718EG	3/8" Rod, 18"	1 pc
300C5008EG	1/2" Rod, 8"	100 pc
300C5010EG	1/2" Rod, 10"	100 pc
300C5012EG	1/2" Rod, 12"	100 pc
300C5014EG	1/2" Rod, 14"	100 pc
300C5016EG	1/2" Rod, 16"	1 pc
300C6206EG	5/8" Rod, 6"	100 pc
300C6208EG	5/8" Rod, 8"	100 pc
300C6210EG	5/8" Rod, 10"	100 pc
300C6212EG	5/8" Rod, 12"	100 pc
300C6214EG	5/8" Rod, 14"	100 pc
300C7506EG	3/4" Rod, 6"	100 pc
300C7508EG	3/4" Rod, 8"	100 pc
300C7510EG	3/4" Rod, 10"	100 pc
300C7514EG	3/4" Rod, 14"	100 pc
300C8706EG	7/8" Rod, 6"	100 pc
300C8708EG	7/8" Rod, 8"	100 pc
300C8714EG	7/8" Rod, 14"	100 pc

Field bend and use jam nut over hanger rod to secure. Add 2" to width of flange to determine minimum length strap required.

STRUCTURAL ATTACHMENTS

Beam/Purlin

RS RETROFIT RETAINER STRAP


- Ideal for both new and existing applications
- Can be installed without disassembly of the hanging system and/or removing the clamp
- Compatible with all standard nVent CADDY beam clamps and can be secured to either the set screw or threaded rod
- Large teardrop-shaped opening is compatible with multiple threaded rod diameters, reducing inventory by 50%
- Coined edge on teardrop-shaped opening locks into rod, eliminating shifting during install
- Provides a secure attachment in seismic zones and complies with NFPA® requirements
- Meets the UL® load test for retainer straps



Material: Steel

Finish: Pregalvanized



Part #	Description	
RS06	6 1/2"	100 pc
RS08	8 1/2"	100 pc
RS10	10 1/2"	100 pc
RS12	12 1/2"	100 pc
RS14	14 1/2"	100 pc
RS16	16 1/2"	100 pc
RS18	18 1/2"	50 pc

Add 2" to width of flange to determine minimum length strap required.

STRUCTURAL ATTACHMENTS

Beam/Purlin


34SL RETROFIT RETAINER STRAP

- Retrofit retainer strap for beam clamps



Material: Steel
Finish: Pregalvanized



Part #	Description	
034SL0600EG	6"	100 pc
034SL0800EG	8"	100 pc
034SL1000EG	10"	100 pc
034SL1200EG	12"	100 pc
034SL1400EG	14"	100 pc


Field bend and use jam nut over hanger rod to secure. Add 2" to width of flange to determine minimum length strap required.

35RS TWO HOLE RETAINER STRAP

- Retainer strap for beam clamps



Material: Steel
Finish: Pregalvanized

Part #	Description	
035RS0600EG	6"	100 pc
035RS0800EG	8"	100 pc
035RS1000EG	10"	100 pc
035RS1200EG	12"	100 pc
035RS1400EG	14"	100 pc
035RS1600EG	16"	100 pc
035RS1800EG	18"	100 pc

Field bend and use jam nut over hanger rod to secure.

STRUCTURAL ATTACHMENTS

Beam/Purlin


BC09 RETAINER STRAP FOR BC13/14 SERIES

- Retainer strap for BC13/BC14 beam clamps



Material: Steel

Finish: Electrogalvanized

Part #	Description	
BC090900EG	9"	50 pc
BC091200EG	12"	50 pc
BC091500EG	15"	25 pc



360 ADJUSTABLE CENTER-LOAD BEAM CLAMP KIT

- Includes Series 26 Beam Clamp Extension Piece



Material: Steel, Cast Iron

Finish: Plain

Part #	Description		
3600037PL	3/8" Rod, 2" Max Pipe	600 lb	20 pc
3600050PL	1/2" Rod, 3 1/2" Max Pipe	1,130 lb	20 pc
3600062PL	5/8" Rod, 5" Max Pipe	1,365 lb	20 pc
3600075PL	3/4" Rod, 6" Max Pipe	1,365 lb	20 pc
3600087PL	7/8" Rod, 12" Max Pipe	1,365 lb	20 pc

Reduced hanger spacing is required when supporting 10" and 12" pipe. Install in accordance with applicable code.

STRUCTURAL ATTACHMENTS

Beam/Purlin


PH MULTI-PURPOSE PURLIN CLAMP

- Attaches to bottom of purlins and beams to support threaded rod



Material: Steel
Finish: Electrogalvanized



Part #	Description	Static Load 1	Static Load 2	
PH4	1/4" Rod, 1/4" Max Flange	200 lb	160 lb	25 pc
PH6	3/8" Rod, 1/4" Max Flange	200 lb	160 lb	25 pc
PH6FP	3/8" Rod, 1/4" Max Flange	200 lb	–	25 pc

A jam nut is required for fire protection applications. Refer to Static Load 1 when attaching to C and Z purlins. Refer to Static Load 2 when attaching to a flat flange. Recognizing that torque wrenches are generally not used or available on many job sites, the setscrew should be tightened so it contacts the I-beam and then an additional 1/4 to 1/2 turn added.

PHSW MULTI-PURPOSE PURLIN CLAMP WITH SWIVEL

- Attachment to bottom of purlins and beams to support threaded rod
- Swivel feature option for attachment to purlins under sloped roofs



Material: Steel
Finish: Electrogalvanized



Part #	Description	Static Load 1	Static Load 2	
PHSW4	1/4" Rod, 1/4" Max Flange	200 lb	160 lb	25 pc
PHSW6	3/8" Rod, 1/4" Max Flange	200 lb	160 lb	25 pc
PHSW6FP	3/8" Rod, 1/4" Max Flange	200 lb	–	25 pc

A jam nut is required for fire protection applications. Refer to Static Load 1 when attaching to C and Z purlins. Refer to Static Load 2 when attaching to a flat flange. Recognizing that torque wrenches are generally not used or available on many job sites, the setscrew should be tightened so it contacts the I-beam and then an additional 1/4 to 1/2 turn added.

STRUCTURAL ATTACHMENTS



Beam/Purlin

315 MALLEABLE IRON PURLIN CLAMP

- Attaches to lower flange of metal beams or purlins
- Supports 45° flanges up to 2" long, and 90° flanges up to 1-1/2" high
- Conforms with Federal Specification WW-H-171 (Type 23), Manufacturers Standardization Society ANSI®/MSS-SP-58 (Type 23)



Material: Cast Iron

Part #	Description		
Finish: Electrogalvanized			
3150037EG	EG, 3/8" Rod, 1" Max Flange	400 lb	25 pc
Finish: Plain			
3150037PL	3/8" Rod, 1" Max Flange	400 lb	25 pc

Setscrew must be tightened and torqued onto the sloped side of the I-beam. Install in accordance with applicable code. Recognizing that torque wrenches are generally not used or available on many job sites, the setscrew should be tightened so it contacts the I-beam and then an additional 1/4 to 1/2 turn added.

122 SERIES Z PURLIN CLIP

- Hammer-on clip compensates for angle of purlin
- Provides a portable hole
- Side mount



Material: Spring Steel
Finish: nVent CADDY Armour



Part #	Description		
122	1/4" Hole, 1/16" Max Flange	100 lb	100 pc

STRUCTURAL ATTACHMENTS

Beam/Purlin

123 SERIES Z PURLIN CLIP

- Hammer-on clip compensates for angle of purlin
- Provides method for attaching conduit and boxes to purlin
- Bottom mount



Material: Spring Steel
Finish: nVent CADDY Armour



Part #	Description		
123	1/4" Hole, 0.06"–0.1" Flange	100 lb	100 pc

AF SERIES Z PURLIN CLIP

- Angle flange clip for wire or chain suspensions from Z purlins
- Installs from floor with VAFT tool and conduit




Material: Spring Steel
Finish: nVent CADDY Armour



Part #	Description		
AF14	1/4" Hole, 1/16"–1/4" Flange	100 lb	100 pc


VF SERIES C PURLIN CLIP

- Provides an attachment for nVent CADDY Speed Link assemblies, wire, S-hooks, or chain from purlin and bar joist
- Installs from floor with VAFT tool and conduit



Material: Spring Steel
Finish: nVent CADDY Armour



Part #	Description	
VF14	1/16"–1/4" Flange, 1/4" Hole	160 lb

STRUCTURAL ATTACHMENTS

Beam/Purlin

VAFT INSTALLATION TOOL FOR PURLIN CLIPS

- Installation tool for VF & AF assemblies
- Used to install the AF or VF rod clips from the floor



Material: Steel

Part #	Description	
VAFT	Installation Tool	1 pc
VAFTR	Replacement Parts	1 pc


HAMMER-ON FLANGE CLIP, BOTTOM MOUNT

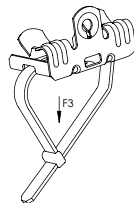
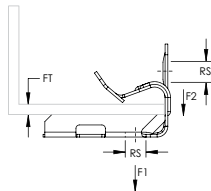
- Can be used to support boxes, fixtures or other applications from beam flanges
- Assorted attachment points provided to reduce inventory
- Requires only a hammer to install



Material: Spring Steel
Finish: nVent CADDY Armour



Part #	Flange Thickness FT	Rod Size	F1	F2	F3	
M24	1/8"–1/4"	1/4"	100 lb	25 lb	75 lb	100 pc
M58	5/16"–1/2"	1/4"	100 lb	25 lb	75 lb	100 pc
M912	9/16"–3/4"	1/4"	100 lb	25 lb	75 lb	100 pc
M1318	13/16"–1 1/8"	1/4"	100 lb	25 lb	75 lb	50 pc



STRUCTURAL ATTACHMENTS

Beam/Purlin


HAMMER-ON FLANGE CLIP, BOTTOM MOUNT WITH STUD

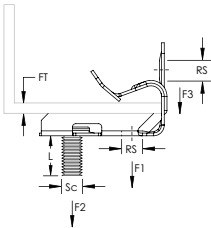
- Can be used to support boxes, fixtures or other applications from beam flanges
- Captive threaded stud minimizes the need for additional hardware
- Assorted attachment points provided to reduce inventory
- Requires only a hammer to install



Material: Spring Steel
Finish: nVent CADDY Armour



Part #	Flange Thickness FT	Rod Size	Screw Dia. SC	Screw Length L	F1	F2	F3	
M24S	1/8"–1/4"	1/4"	1/4"	3/8"	100 lb	75 lb	25 lb	100 pc
M58S	5/16"–1/2"	1/4"	1/4"	3/8"	100 lb	75 lb	25 lb	100 pc
M912S	9/16"–3/4"	1/4"	1/4"	3/8"	100 lb	75 lb	25 lb	100 pc
M1318S	13/16"–1 1/8"	1/4"	1/4"	3/8"	100 lb	75 lb	25 lb	50 pc



HAMMER-ON FLANGE CLIP, BOTTOM MOUNT WITH RETAINER

- Pre-riveted retainer strap is easily bent into position
- Requires only a hammer to install
- 4WN washer wing nut included



Material: Spring Steel
Finish: nVent CADDY Armour


Part #	Description		
CM24S	1/8"–1/4" Flange, 8.5" Strap	75 lb	50 pc
CM58S	5/16"–1/2" Flange, 13" Strap	75 lb	50 pc
CM912S	9/16"–3/4" Flange, 13" Strap	75 lb	50 pc

STRUCTURAL ATTACHMENTS

Beam/Purlin

HAMMER-ON FLANGE CLIP, SIDE MOUNT

- Provides an attachment for wire, S-hooks, chain, nVent CADDY Speed Link or other assemblies to flanges and profiles
- Fits most beams
- Installs with just a hammer



Part #	Description	F ↓	Certification
Material: Spring Steel — Finish: nVent CADDY Armour			
2H4	3/32"–9/64" Flange	160 lb	cULus
4H24	1/8"–1/4" Flange	200 lb	cULus
4H58	5/16"–1/2" Flange	200 lb	cULus
4H912	9/16"–3/4" Flange	200 lb	cULus
4H1318	13/16"–1 1/8" Flange	200 lb	cULus
Material: Stainless Steel 301 (EN 1.4310)			
4H24SS	S301, 1/8"–1/4" Flange	140 lb	–
4H58SS	S301, 5/16"–1/2" Flange	140 lb	–
4H912SS	S301, 9/16"–3/4" Flange	140 lb	–

H-TI/T ROD TO FLANGE CLIP

- Suspends threaded rod from beam flanges
- Threaded rod hanger can swivel to provide a vertical dropdown
- Requires only a hammer to install



Material: Spring Steel
Finish: nVent CADDY Armour



Part #	Description	F ↓
4TI24	0.25" Hole, Threaded, 0.125"–0.25" Flange	200 lb
4TI58	0.25" Hole, Threaded, 0.3125"–0.5" Flange	200 lb
4TI912	0.25" Hole, Threaded, 0.5625"–0.75" Flange	200 lb
6TA24	0.375" Hole, Plain, 0.125"–0.25" Flange	200 lb
6TA58	0.375" Hole, Plain, 0.3125"–0.5" Flange	200 lb
6TA912	0.375" Hole, Plain, 0.5625"–0.75" Flange	200 lb
6TI24	0.375" Hole, Threaded, 0.125"–0.25" Flange	200 lb
6TI58	0.375" Hole, Threaded, 0.3125"–0.5" Flange	200 lb
6TI912	0.375" Hole, Threaded, 0.5625"–0.75" Flange	200 lb

STRUCTURAL ATTACHMENTS



Beam/Purlin

H-TI/TR ROD TO FLANGE CLIP WITH RETAINER

- Pre-riveted retainer strap is easily bent into position
- Suspends threaded rod from beam flanges
- Threaded rod hanger can swivel to provide a vertical dropdown
- Requires only a hammer to install



Material: Spring Steel
Finish: nVent CADDY Armour

Part #	Description		
C4TI24	1/4" Rod, 1/8"-1/4" Flange	200 lb	50 pc
C4TI58	1/4" Rod, 5/16"-1/2" Flange	200 lb	50 pc
C4TI912	1/4" Rod, 9/16"-3/4" Flange	200 lb	50 pc
C6TI24	3/8" Rod, 1/8"-1/4" Flange	200 lb	50 pc
C6TI58	3/8" Rod, 5/16"-1/2" Flange	200 lb	50 pc
C6TI912	3/8" Rod, 9/16"-3/4" Flange	200 lb	50 pc



H-6A ROD TO FLANGE CLIP

- Requires only a hammer to install



Material: Spring Steel
Finish: nVent CADDY Armour



Part #	Description		
6A24	1/8"-1/4" Flange, 3/8" Rod	200 lb	100 pc
6A58	5/16"-1/2" Flange, 3/8" Rod	200 lb	100 pc
6A912	9/16"-3/4" Flange, 3/8" Rod	200 lb	100 pc

STRUCTURAL ATTACHMENTS

Beam/Purlin

H-708 ROD/WIRE TO FLANGE CLIP

- Requires only a hammer to install



Material: Spring Steel
Finish: nVent CADDY Armour



Part #	Description		
70824	1/8"–1/4" Flange, 1/4" Rod, #8 Wire	200 lb	100 pc
70858	5/16"–1/2" Flange, 1/4" Rod, #8 Wire	200 lb	100 pc
708912	9/16"–3/4" Flange, 1/4" Rod, #8 Wire	200 lb	100 pc

122-6A ROD TO Z PURLIN CLIP

- Hammer-on clip compensates for angle of purlin
- Provides method for attaching rod to Z purlin



Material: Spring Steel
Finish: nVent CADDY Armour



Part #	Description		
1226A	3/8" Rod, 1/16"–1/4" Flange	100 lb	100 pc

Loads indicated are for nVent CADDY Fasteners only.

STRUCTURAL ATTACHMENTS

Beam/Purlin

122-708 ROD/WIRE TO Z PURLIN CLIP

- Hammer-on clip compensates for angle of purlin
- Provides method for attaching rod to Z purlin



Material: Spring Steel
Finish: nVent CADDY Armour



Part #	Description		
122708	1/4" Rod, #8 Wire, 1/16"-1/4" Flange	100 lb	100 pc



122-TI/T ROD TO Z PURLIN CLIP

- Hammer-on clip compensates for angle of purlin
- Provides method for attaching rod to purlin



Material: Spring Steel
Finish: nVent CADDY Armour



Part #	Description		
1224TI	0.25" Hole, Threaded, 0.0625"-0.25" Flange	100 lb	100 pc
1226T	0.375" Hole, Plain, 0.0625"-0.25" Flange	100 lb	100 pc
1226TI	0.375" Hole, Threaded, 0.0625"-0.25" Flange	100 lb	100 pc

AF-6A ROD TO Z-PURLIN CLIP

- Hammer-on or install from the floor with the VAFT tool
- Supports plain rod from bar joist and Z-Purlin



Material: Spring Steel
Finish: nVent CADDY Armour



Part #	Description		
AF146A	3/8" Rod, 1/16"-1/4" Flange	100 lb	100 pc

STRUCTURAL ATTACHMENTS

Beam/Purlin

AF-708 ROD/WIRE TO Z PURLIN CLIP

- Hammer-on or install from the floor with the VAFT tool
- Provides an attachment for nVent CADDY Speed Link assemblies, wire, S-hooks, or chain from purlin and bar joist



Material: Spring Steel
Finish: nVent CADDY Armour



Part #	Description		
AF14708	1/4" Rod, #8 Wire, 1/16"-1/4" Flange	100 lb	100 pc


AF-TI/T ROD TO Z PURLIN CLIP

- Used to support 1/4" and 3/8" threaded rod from purlin beam flanges 1/16" thru 1/4" thick
- Hammer-on or install from the floor with the VAFT tool
- Provides method for attaching rod to Z purlin



Material: Spring Steel
Finish: nVent CADDY Armour



Part #	Description		
AF144TI	1/4" Hole, Threaded, 1/16"-1/4" Flange	100 lb	100 pc
AF146T	3/8" Hole, Plain, 1/16"-1/4" Flange	100 lb	100 pc
AF146TI	3/8" Hole, Threaded, 1/16"-1/4" Flange	100 lb	100 pc

VF-6A ROD TO C-PURLIN CLIP

- Hammer-on or install from the floor with the VAFT tool
- Supports plain rod from bar joist and C-Purlin



Material: Spring Steel
Finish: nVent CADDY Armour



Part #	Description		
VF146A	3/8" Rod, 1/16"-1/4" Flange	160 lb	100 pc

STRUCTURAL ATTACHMENTS

Beam/Purlin

VF-708 ROD/WIRE TO C PURLIN CLIP

- Supports wire or rod from bar joist and C purlin
- Hammer-on or install from the floor with the VAFT tool



Material: Spring Steel
Finish: nVent CADDY Armour



Part #	Description		
VF14708	1/4" Rod, #8 Wire, 1/16"-1/4" Flange	160 lb	100 pc

VF-TI/T ROD TO C-PURLIN CLIP

- Hammer-on or install from the floor with the VAFT tool
- Provides an attachment for nVent CADDY Speed Link assemblies, wire, S-hooks, or chain from purlin and bar joist



Material: Spring Steel
Finish: nVent CADDY Armour



Part #	Description		
VF144TI	1/4" Hole, Threaded, 1/16"-1/4" Flange	160 lb	100 pc
VF146T	3/8" Hole, Plain, 1/16"-1/4" Flange	160 lb	100 pc
VF146TI	3/8" Hole, Threaded, 1/16"-1/4" Flange	160 lb	100 pc

STRUCTURAL ATTACHMENTS

Beam/Purlin



BULB TEE CLIP

- Provides means of support from underside of bulb tee
- Ceiling material not defaced when correctly applied
- Requires only a hammer to install




Material: Spring Steel

Finish: nVent CADDY Armour




Part #	Description		
4J2438	3/16" Max Flange	135 lb	100 pc
4J2438S	3/16" Max Flange, 1/4" Screw	135 lb	100 pc
4NJ2438	3/16" Max Flange, 1/4" Nut	135 lb	100 pc
6NJ2438	3/16" Max Flange, 3/8" Nut	135 lb	100 pc

325 STEEL SIDE BEAM ATTACHMENT

- Fastens to the wall or the side of a joist to support hanger rod
- Conforms with Federal Specification WW-H-171 (Type 35), Manufacturers Standardization Society ANSI®/ MSS-SP-58 (Type 34)



Material: Steel

Part #	Description			
Finish: Electrogalvanized				
3250037EG	EG, 7/16" Hole	650 lb	1,150 lb	100 pc
3250050EG	EG, 9/16" Hole	650 lb	1,150 lb	100 pc
3250062EG	EG, 11/16" Hole	850 lb	2,000 lb	25 pc
3250075EG	EG, 13/16" Hole	900 lb	3,500 lb	25 pc
3250087EG	EG, 15/16" Hole	900 lb	3,600 lb	10 pc
Finish: Plain				
3250037PL	7/16" Hole	650 lb	1,150 lb	100 pc
3250050PL	9/16" Hole	650 lb	1,150 lb	100 pc
3250062PL	11/16" Hole	850 lb	2,000 lb	25 pc
3250075PL	13/16" Hole	900 lb	3,500 lb	25 pc
3250087PL	15/16" Hole	900 lb	3,600 lb	10 pc

Refer to Static Load 1 when used with lag screw. Refer to Static Load 2 with bolt to steel. Follow fastener manufacturer's recommended shear and pull-out strength when fastening to the structure. Fastener not included. Install in accordance with applicable code.

STRUCTURAL ATTACHMENTS



Beam/Purlin

327 MALLEABLE IRON SIDE BEAM ATTACHMENT

- Pre-threaded structural attachment fastened to wall or the side of a joist to support hanger rod where two #43 Wood Drive Screws are necessary for proper support



Material: Steel

Part #	Description		
Finish: Electrogalvanized			
3270037EG	EG, 3/8" Rod	250 lb	100 pc
3270050EG	EG, 1/2" Rod	480 lb	100 pc
Finish: Plain			
3270037PL	3/8" Rod	250 lb	100 pc
3270050PL	1/2" Rod	480 lb	100 pc




Load rating dependent on wood structure strength. Follow fastener manufacturer's recommended shear and pull-out strength when fastening to the structure. Fastener not included.

328 THREADED STEEL SIDE BEAM ATTACHMENT

- Fastens to wall or the side of a joist to support hanger rod
- Pre-threaded
- Conforms with Federal Specification WW-H-171 (Type 35), Manufacturers Standardization Society ANSI®/MSS-SP-58 (Type 34)



Material: Steel

Part #	Description				Certification
Finish: Electrogalvanized					
3280037EG	EG, 3/8" Rod	560 lb	620 lb	100 pc	cULus
Finish: Plain					
3280037PL	3/8" Rod	560 lb	620 lb	100 pc	cULus
3280050PL	1/2" Rod	560 lb	620 lb	100 pc	

Refer to Static Load 1 when used with lag screw. Refer to Static Load 2 with bolt to steel. Follow fastener manufacturer's recommended shear and pull-out strength when fastening to the structure. Fastener not included. Install in accordance with applicable code.

STRUCTURAL ATTACHMENTS

Beam/Purlin

329 SIDE BEAM ATTACHMENT

- Supports pipe from wood, concrete or steel structures
- Installs on vertical mounting surface
- Pre-threaded captive nut allows for easy adjustment
- Eliminates the need for additional hardware
- Complies with VdS® CEA 4001 (Guidelines for Sprinkler Systems) Chapter 15.2.3 and shall be installed in accordance with VdS CEA 4001



Material: Steel
Finish: Electrogalvanized



Part #	Description		
3290037EG	3/8" Rod	350 lb	100 pc

Install in accordance with applicable code.



37 STEEL EYE SOCKET ROD HANGER

- Joins hanger rod to a structure



Material: Steel
Finish: Pregalvanized



Part #	Description		
0370037EG	3/8" Rod, 3/4"-4" Pipe Size, FM, 3/4"-4" Pipe Size, UL	250 lb	250 pc
0370050EG	1/2" Rod, 2 1/2"-6" Pipe Size, FM, 2 1/2"-8" Pipe Size, UL	760 lb	100 pc

Load rating dependent on wood structure strength. FM® Approved for 1/2" rod size when fastened to concrete and steel only.

STRUCTURAL ATTACHMENTS

Beam/Purlin

38 OFFSET STEEL EYE SOCKET ROD HANGER

- Structural attachment used to join hanger rod to a structure
- Provides full vertical rod adjustment



Material: Steel
Finish: Electrogalvanized



Part #	Description		
0380037EG	3/8" Rod	250 lb	250 pc



Load rating dependent on wood structure strength. For 3/8" rod through 2" pipe, use two Model #43 Wood Drive Screws. For 3/8" rod through 4" pipe, use one Model #42 1/2" x 3" Lag Screw.

320W WELDED BEAM ATTACHMENT

- Hanger rod attachment to be welded to the bottom of a beam where large rod sizes and substantial loads exist
- Based on the allowable stresses shown in ANSI® Code for Pressure Piping
- Conforms with Federal Specification WW-H-171 (Type 22), Manufacturers Standardization Society ANSI®/MSS-SP-58 (Type 22)



Material: Steel
Finish: Plain

Part #	Description		
320W0037PL	3/8" Rod	600 lb	15 pc
320W0050PL	1/2" Rod	1,130 lb	25 pc
320W0062PL	5/8" Rod	1,810 lb	25 pc
320W0075PL	3/4" Rod	2,710 lb	25 pc
320W0087PL	7/8" Rod	3,770 lb	10 pc
320W0100PL	1" Rod	4,960 lb	250 pc


Install when a rod attachment is desired, such as Model #40 Eye Rod or #35 Welded Eye Nut. Install in accordance with applicable code.

STRUCTURAL ATTACHMENTS

Deck

TDH TRAPEZOIDAL DECK HANGER

- Easy install
- If thread connection is required, use square nut THHM and snap in
- Use TDHP perforation tool to punch hole in decking



Material: Spring Steel

Finish: nVent CADDY Armour

Part #	Description	
TDH	Spring Steel	50 pc

Ceiling Thickness	Static Load
.0248" - .0276"	130 lb
.0277" - .0315"	150 lb
.0316" - .0394"	180 lb
.0395" - .0472"	225 lb


TDHT TRAPEZOIDAL DECK HANGER WITH NUT

- Easy install
- Use TDHP perforation tool to punch hole in decking



Material: Spring Steel

Finish: nVent CADDY Armour

Part #	Description	
TDHT4	1/4" Rod	50 pc
TDHT6	3/8" Rod	50 pc

Ceiling Thickness	Static Load
.0248" - .0276"	130 lb
.0277" - .0315"	150 lb
.0316" - .0394"	180 lb
.0395" - .0472"	225 lb

STRUCTURAL ATTACHMENTS

Deck

TDHP TRAPEZOIDAL DECK HOLE PUNCH

- Includes springs for quick release
- Height adjustable
- Replacement die set available



Material: Steel

Part #	Description	
TDHP2	TDHP Trapezoidal Deck Hole Punch	1 pc

REPLACEMENT DIE FOR TDHP TRAPEZOIDAL DECK HOLE PUNCH

- Includes two punches with springs, nuts and washers



Material: Steel

Part #	Description	
TDHP2PR10	Replacement Die for TDHP Trapezoidal Deck Hole Punch	1 pc

STRUCTURAL ATTACHMENTS

Deck

CELLULAR FLOOR DECK HANGER

- Positive locking through deck tab
- Prevents twisting or loosening due to vibration



Material: Spring Steel
Finish: nVent CADDY Armour



Part #	Description		
DH2	Cellular Floor Deck Hanger	160 lb	100 pc

Check with deck manufacturer for recommended load capacity.

CELLULAR FLOOR DECK HANGER FOR THREADED ROD

- Positive locking through deck tab
- Prevents twisting or loosening due to vibration



Material: Spring Steel
Finish: nVent CADDY Armour



Part #	Description		
DH4TI	1/4" Hole, Threaded	160 lb	100 pc
DH6TI	3/8" Hole, Threaded	160 lb	100 pc

Check with deck manufacturer for recommended load capacity.

STRUCTURAL ATTACHMENTS


Deck

STANDOFF DECK ANGLE BRACKET

- Meets the requirements of NEC® Section 300.4(E)
- Supports conduit or pipe 1-1/2" (38 mm) under the roof decking to prevent potential damage from nails or screws



Material: Steel
Finish: Plain



Part #	Description	
CPNAM	1 1/2"	100 pc

365 STEEL WALL OR CEILING PLATE

- Structural attachment to support hanger rod from a ceiling or a wall



Material: Steel

Part #	Description		
Finish: Copper Electroplated			
3650037CP	CP, 3/8" Rod	100 lb	250 pc
Finish: Electrogalvanized			
3650037EG	EG, 3/8" Rod	100 lb	250 pc
Finish: Plain			
3650037PL	3/8" Rod	100 lb	250 pc

Follow fastener manufacturer's recommended shear and pull-out strength when fastening to the structure. Fastener not included.

STRUCTURAL ATTACHMENTS



Wall/Ceiling

365M MALLEABLE IRON WALL OR CEILING PLATE

- Structural attachment to support hanger rod from a ceiling or a wall



Material: Cast Iron

Part #	Description		
Finish: Copper Electroplated			
365M0037CP	CP, 3/8" Rod	180 lb	100 pc
365M0050CP	CP, 1/2" Rod	180 lb	100 pc
Finish: Electrogalvanized			
365M0037EG	EG, 3/8" Rod	180 lb	100 pc
365M0050EG	EG, 1/2" Rod	180 lb	100 pc
Finish: Plain			
365M0037PL	3/8" Rod	180 lb	100 pc
365M0050PL	1/2" Rod	180 lb	100 pc

Follow fastener manufacturer's recommended shear and pull-out strength when fastening to the structure. Fastener not included.



352 STANDARD DUTY WELDED WALL BRACKET

- Wall attachment to support or suspend static piping
- Conforms with Federal Specification WW-H-171 (Type 32), Manufacturers Standardization Society ANSI®/ MSS-SP-58 (Type 32)



Material: Steel

Finish: Plain

Part #	Description		
3520100PL	18"	1,500 lb	1 pc
3520200PL	24"	1,500 lb	25 pc
3520300PL	30"	1,500 lb	25 pc

Follow fastener manufacturer's recommended shear and pull-out strength when fastening to the structure. Fastener not included. Install in accordance with applicable code.

STRUCTURAL ATTACHMENTS

Rod/Wire



DROP SMOOTH ROD WITH SHOT-FIRE BRACKET

- Quickly and easily attaches to concrete, steel or composite metal decking
- Integrated pin installs easily using powder-actuated or single-shot gas-actuated tools
- Works with most standard nVent CADDY spring steel fasteners designed for rod attachments
- Rod is rigid and does not require secondary attachment to ceiling grid per NEC 300.11
- Stocked inventory - available when you need it
- Includes pre-assembled end-cap
- Specialized packaging simplifies material handling and minimizes sorting
- Rods are ready to install out of the box



Material: Steel
Finish: Electrogalvanized



Part #	Description		
DR4SF12	12" Smooth Rod, Shot Fire, Standard Pin	95 lb	50 pc
DR4SF24	24" Smooth Rod, Shot Fire, Standard Pin	95 lb	50 pc
DR4SF36	36" Smooth Rod, Shot Fire, Standard Pin	95 lb	50 pc
DR4SF40	40" Smooth Rod, Shot Fire, Standard Pin	95 lb	50 pc
DR4SF48	48" Smooth Rod, Shot Fire, Standard Pin	95 lb	25 pc
DR4SF60	60" Smooth Rod, Shot Fire, Standard Pin	95 lb	500/pallet
DR4SF72	72" Smooth Rod, Shot Fire, Standard Pin	95 lb	500/pallet

Uses Powers Fasteners, Inc. part number 50378. Static load was established based on a 1-1/8" (28.6 mm) embedment depth and 3,000 psi (20.68 Mpa) normal-weight concrete. For variations in embedment and material please consult www.powers.com. Pre-assembled drive pin from Powers Fasteners, Inc. works with Powers® C4CZ, Simpson® GCN-MEPKT, SPIT® P1000, P200, P2201, P3500 / PA3500, P35s, P45, P60, P7201, Sniper; Ramset® 721, Cobra, D45 / D60 / D60L, M70, SA270, T3SS, TS750P, TS60P, Viper; Hilti® DX35, DX350 / DX351 / DX36M, DX100 / DX200, DX460, DXA40, DXA41, DXE72 / DX400; Würth Diva-1, BST-1, BST-2 or equivalent nailers. For shot-fired supports in seismic design category D, E, or F, maximum load is the lesser of 90 lb (400 N) or the published load. Exempt from seismic design when supporting conduits less than 2-1/2" (64 mm) trade size, regardless of Ip.



STRUCTURAL ATTACHMENTS

Rod/Wire



DROP THREADED ROD WITH SHOT-FIRE BRACKET

- Quickly and easily attaches to concrete, steel or composite metal decking
- Integrated pin installs easily using powder-actuated or single-shot gas-actuated tools
- Works with most standard nVent CADDY spring steel fasteners designed for rod attachments
- Rod is rigid and does not require secondary attachment to ceiling grid per NEC 300.11
- Stocked inventory - available when you need it
- Includes pre-assembled end-cap
- Specialized packaging simplifies material handling and minimizes sorting
- Rods are ready to install out of the box



Material: Steel
Finish: Electrogalvanized



Part #	Description		
DR4TSF12	12" Threaded Rod, Shot Fire, Standard Pin	95 lb	50 pc
DR4TSF24	24" Threaded Rod, Shot Fire, Standard Pin	95 lb	50 pc
DR4TSF36	36" Threaded Rod, Shot Fire, Standard Pin	95 lb	50 pc
DR4TSF40	40" Threaded Rod, Shot Fire, Standard Pin	95 lb	50 pc
DR4TSF48	48" Threaded Rod, Shot Fire, Standard Pin	95 lb	25 pc
DR4TSF60	60" Threaded Rod, Shot Fire, Standard Pin	95 lb	500/pallet
DR4TSF72	72" Threaded Rod, Shot Fire, Standard Pin	95 lb	500/pallet

Uses Powers Fasteners, Inc. part number 50378. Static load was established based on a 1-1/8" (28.6 mm) embedment depth and 3,000 psi (20.68 Mpa) normal-weight concrete. For variations in embedment and material please consult www.powers.com. Pre-assembled drive pin from Powers Fasteners, Inc. works with Powers® C4CZ, Simpson® GCN-MEPKT, SPIT® P1000, P200, P2201, P3500 / PA3500, P35s, P45, P60, P7201, Sniper; Ramset® 721, Cobra, D45 / D60 / D60L, M70, SA270, T3SS, TS750P, TS60P, Viper; Hilti® DX35, DX350 / DX351 / DX36M, DX100 / DX200, DX460, DXA40, DXA41, DXE72 / DX400; Würth Diva-1, BST-1, BST-2 or equivalent nailers. For shot-fired supports in seismic design category D, E, or F, maximum load is the lesser of 90 lb (400 N) or the published load. Exempt from seismic design when supporting conduits less than 2-1/2" (64 mm) trade size, regardless of lp.



STRUCTURAL ATTACHMENTS

Rod/Wire

PUSH INSTALL ROD HANGER

- Suspends plain rod from vertical structures such as laminated wood or concrete beams, joists, ceilings and walls



Material: Spring Steel
Finish: nVent CADDY Armour



Part #	Description		
6A	3/8" Rod	160 lb	100 pc

PUSH INSTALL ROD HANGER WITH SHOT-FIRE BRACKET

- Suspends plain rod from horizontal structures
- Complete with shot-fire bracket and pre-assembled drive pin from Powers Fasteners, Inc.
- Quickly and easily attaches to concrete, steel or composite metal decking
- Integrated pin installs easily using powder-actuated or single-shot gas-actuated tools
- ICC-ES ESR-2024 evaluation report available for drive pin from Powers Fasteners, Inc



Material: Steel, Spring Steel
Finish: Electrogalvanized, nVent CADDY Armour

Part #	Description		
6ASF	3/8" Rod	100 lb	100 pc

Uses Powers Fasteners, Inc. part number 50032. Static load was established based on a 1" (25.4 mm) embedment depth and 3,000 psi (20.68 MPa) lightweight concrete. For variations in embedment and material please consult www.powers.com. Pre-assembled drive pin from Powers Fasteners, Inc. works with Powers® C4CZ, Simpson® GCN-MEPKT, SPIT® P1000, P200, P2201, P3500 / PA3500, P35s, P45, P60, P7201, Sniper; Ramset® 721, Cobra, D45 / D60 / D60L, M70, SA270, T3SS, TS750P, TS60P, Viper; Hilti® DX35, DX350 / DX351 / DX36M, DX100 / DX200, DX460, DXA40, DXA41, DXE72 / DX400; Würth Diva-1, BST-1, BST-2 or equivalent nailers. For shot-fired supports in seismic design category D, E, or F, maximum load is the lesser of 90 lb (400 N) or the published load.

STRUCTURAL ATTACHMENTS

Rod/Wire



PUSH INSTALL ROD HANGER WITH ANGLE BRACKET

- Suspends plain rod from horizontal structures such as laminated wood or concrete beams, joists, ceilings and walls



Material: Spring Steel, Steel
Finish: nVent CADDY Armour, Pregalvanized



Part #	Description		
6AB	3/8" Rod, 0.25" Hole	160 lb	100 pc

Loads indicated are for nVent CADDY Fasteners only. Method of attachment to structure must be evaluated separately.

PUSH INSTALL ROD HANGER WITH OFFSET BRACKET

- Suspends plain rod, threaded rod or wire drops from vertical structures such as laminated wood or concrete beams, joists, ceilings and walls



Material: Steel, Spring Steel
Finish: Pregalvanized, nVent CADDY Armour



Part #	Description		
6AO	3/8" Rod	160 lb	100 pc

Loads indicated are for nVent CADDY Fasteners only. Method of attachment to structure must be evaluated separately.

STRUCTURAL ATTACHMENTS

Rod/Wire

PUSH INSTALL ROD HANGER WITH PIN DRIVEN ANGLE BRACKET

- Longer leg angle bracket for tool clearance
- Designed to fit a variety of pin drivers
- Improved for easier installation with pin drivers



Material: Steel, Spring Steel
Finish: Pregalvanized, nVent CADDY Armour

Part #	Description		
6AFAB3	3/8" Rod	160 lb	100 pc

Load limits apply to nVent CADDY Fasteners only. Pin must be evaluated separately.

PUSH INSTALL ROD/WIRE HANGER

- Permits pre-assembly of wire or plain rod



Material: Spring Steel
Finish: nVent CADDY Armour



Part #	Description		
708	1/4" Rod, #8 Wire	160 lb	100 pc

STRUCTURAL ATTACHMENTS

Rod/Wire

PUSH INSTALL ROD/WIRE HANGER WITH SHOT-FIRE BRACKET

- Permits pre-assembly of wire or plain rod
- Suspends wire or plain rod from horizontal structures
- Complete with shot-fire bracket and pre-assembled drive pin from Powers Fasteners, Inc.
- Quickly and easily attaches to concrete, steel or composite metal decking
- Integrated pin installs easily using powder-actuated or single-shot gas-actuated tools
- ICC-ES ESR-2024 evaluation report available for drive pin from Powers Fasteners, Inc



Material: Steel, Spring Steel
Finish: Electrogalvanized, nVent CADDY Armour

Part #	Description		
708SF	1/4" rod, #8 wire	100 lb	100 pc

Uses Powers Fasteners, Inc. part number 50032. Static load was established based on a 1" (25.4 mm) embedment depth and 3,000 psi (20.68 MPa) lightweight concrete. For variations in embedment and material please consult www.powers.com. Pre-assembled drive pin from Powers Fasteners, Inc. works with Powers® C4CZ, Simpson® GCN-MEPKT, SPIT® P1000, P200, P2201, P3500 / PA3500, P35s, P45, P60, P7201, Sniper; Ramset® 721, Cobra, D45 / D60 / D60L, M70, SA270, T3SS, TS750P, TS60P, Viper; Hilti® DX35, DX350 / DX351 / DX36M, DX100 / DX200, DX460, DXA40, DXA41, DXE72 / DX400; Würth Diva-1, BST-1, BST-2 or equivalent nailers. For shot-fired supports in seismic design category D, E, or F, maximum load is the lesser of 90 lb (400 N) or the published load.

PUSH INSTALL ROD/WIRE HANGER WITH ANGLE BRACKET

- Suspends wire or plain rod from horizontal structures such as laminated wood or concrete beams, joists, ceilings and walls



Material: Steel, Spring Steel
Finish: Pregalvanized, nVent CADDY Armour



Part #	Description		
708AB	1/4" Rod, #8 Wire	160 lb	100 pc

Loads indicated are for nVent CADDY Fasteners only. Method of attachment to structure must be evaluated separately.

STRUCTURAL ATTACHMENTS

Rod/Wire

PUSH INSTALL ROD/WIRE HANGER WITH OFFSET BRACKET

- Suspends plain rod, threaded rod or wire drops from vertical structures such as laminated wood or concrete beams, joists, ceilings and walls



Material: Steel, Spring Steel
Finish: Pregalvanized, nVent CADDY Armour



Part #	Description		
708AO	1/4" Rod, #8 Wire	160 lb	100 pc

Loads indicated are for nVent CADDY Fasteners only. Method of attachment to structure must be evaluated separately.

PUSH INSTALL ROD/WIRE HANGER WITH PIN DRIVEN ANGLE BRACKET

- Longer leg angle bracket for tool clearance
- Designed to fit a variety of pin drivers
- Improved for easier installation with pin drivers



Material: Steel, Spring Steel
Finish: Pregalvanized, nVent CADDY Armour

Part #	Description		
708AFAB3	1/4" Rod, #8 Wire	160 lb	50 pc

Load limits apply to nVent CADDY Fasteners only. Pin must be evaluated separately.



THREAD INSTALL ROD HANGER

- Supports wire or rod from block or concrete walls



Material: Spring Steel
Finish: nVent CADDY Armour



Part #	Description		
4TI	0.25" Hole 1, Threaded, 0.25" Hole 2	160 lb	100 pc
6T	0.375" Hole 1, Plain, 0.25" Hole 2	160 lb	100 pc
6TI	0.375" Hole 1, Threaded, 0.25" Hole 2	160 lb	100 pc

STRUCTURAL ATTACHMENTS

Rod/Wire


THREAD INSTALL ROD HANGER WITH ANGLE BRACKET

- Suspends threaded rod from horizontal structures such as laminated wood or concrete beams, joists, ceilings and walls



Material: Spring Steel, Steel
Finish: nVent CADDY Armour, Pregalvanized



Part #	Description		
4TIB	0.25" Hole 1, Plain, 0.25" Hole 2, Threaded	160 lb	100 pc
6TB	0.25" Hole 1, Plain, 0.375" Hole 2, Plain	160 lb	100 pc
6TIB	0.25" Hole 1, Plain, 0.375" Hole 2, Threaded	160 lb	100 pc



Loads indicated are for nVent CADDY Fasteners only. Method of attachment to structure must be evaluated separately.

THREAD INSTALL ROD HANGER WITH SHOT-FIRE BRACKET

- Suspends threaded rod without the need for additional hardware
- Complete with shot-fire bracket and pre-assembled drive pin from Powers Fasteners, Inc.
- Quickly and easily attaches to concrete, steel or composite metal decking
- Integrated pin installs easily using powder-actuated or single-shot gas-actuated tools
- ICC-ES ESR-2024 evaluation report available for drive pin from Powers Fasteners, Inc



Material: Steel, Spring Steel
Finish: Electrogalvanized, nVent CADDY Armour

Part #	Description		
4TIBSF	EG, CADDY ARMOUR, 1/4" Rod, 2.35" x 2.31"	100 lb	100 pc
6TIBSF	EG, CADDY ARMOUR, 3/8" Rod, 2.35" x 2.31"	100 lb	100 pc

Uses Powers Fasteners, Inc. part number 50032. Static load was established based on a 1" (25.4 mm) embedment depth and 3,000 psi (20.68 MPa) lightweight concrete. For variations in embedment and material please consult www.powers.com. For shot-fired supports in seismic design category D, E, or F, maximum load is the lesser of 90 lb (400 N) or the published load.

STRUCTURAL ATTACHMENTS

Rod/Wire



THREAD INSTALL ROD HANGER WITH OFFSET BRACKET

- Suspends plain rod, threaded rod or wire drops from vertical structures such as laminated wood or concrete beams, joists, ceilings and walls



Material: Steel
Finish: Pregalvanized



Part #	Description		
4TIO	1/4" Hole, Threaded	160 lb	100 pc
6TIO	3/8" Hole, Threaded	160 lb	100 pc
6TO	3/8" Hole, Plain	160 lb	100 pc

Loads indicated are for nVent CADDY Fasteners only. Method of attachment to structure must be evaluated separately.

THREAD INSTALL ROD HANGER WITH PIN DRIVEN ANGLE BRACKET

- Longer leg angle bracket for tool clearance
- Designed to fit a variety of pin drivers
- Improved for easier installation with pin drivers



Material: Steel
Finish: Pregalvanized

Part #	Description		
4TIAFAB3	1/4" Hole, Threaded	160 lb	50 pc
6TAFAB3	3/8" Hole, Plain	160 lb	100 pc
6TIAFAB3	3/8" Hole, Threaded	160 lb	50 pc

Load limits apply to nVent CADDY Fasteners only. Pin must be evaluated separately.

STRUCTURAL ATTACHMENTS

Rod/Wire

ANGLE BRACKET WITH SHOT-FIRE PIN

- Provides an attachment point for nVent CADDY Speed Link assemblies, wire, S-hooks, or chain
- Complete with shot-fire bracket and pre-assembled drive pin from Powers Fasteners, Inc.
- Quickly and easily attaches to concrete, steel or composite metal decking
- Integrated pin installs easily using powder-actuated or single-shot gas-actuated tools
- ICC-ES ESR-2024 evaluation report available for drive pin from Powers Fasteners, Inc



Material: Steel
Finish: Electrogalvanized

Part #	Description		
ABSF	Angle Bracket with Shot-Fire Bracket	100 lb	100 pc

Uses Powers Fasteners, Inc. part number 50032. Static load was established based on a 1" (25.4 mm) embedment depth and 3,000 psi (20.68 MPa) lightweight concrete. For variations in embedment and material please consult www.powers.com. Pre-assembled drive pin from Powers Fasteners, Inc. works with Powers® C4CZ, Simpson® GCN-MEPKT, SPIT® P1000, P200, P2201, P3500 / PA3500, P35s, P45, P60, P7201, Sniper; Ramset® 721, Cobra, D45 / D60 / D60L, M70, SA270, T3SS, TS750P, TS60P, Viper; Hilti® DX35, DX350 / DX351 / DX36M, DX100 / DX200, DX460, DXA40, DXA41, DXE72 / DX400; Würth Diva-1, BST-1, BST-2 or equivalent nailers. For shot-fired supports in seismic design category D, E, or F, maximum load is the lesser of 90 lb (400 N) or the published load.

ANGLE BRACKET WITH SHOT FIRE PIN FOR DROP RODS

- Provides post-nut to accept 1/4" threaded rod
- Quickly and easily attaches to concrete, steel or composite metal decking
- Integrated pin installs easily using powder-actuated or single-shot gas-actuated tools
- Stocked inventory - available when you need it



Material: Steel
Finish: Pregalvanized

Part #	Description		
ABTSF	1/4" Threaded Rod, 1.4" Between Pin & Bracket	95 lb	100 pc


Uses Powers Fasteners, Inc. part number 50032. Static load was established based on a 1" (25.4 mm) embedment depth and 3,000 psi (20.68 MPa) lightweight concrete. For variations in embedment and material please consult www.powers.com. Pre-assembled drive pin from Powers Fasteners, Inc. works with Powers® C4CZ, Simpson® GCN-MEPKT, SPIT® P1000, P200, P2201, P3500 / PA3500, P35s, P45, P60, P7201, Sniper; Ramset® 721, Cobra, D45 / D60 / D60L, M70, SA270, T3SS, TS750P, TS60P, Viper; Hilti® DX35, DX350 / DX351 / DX36M, DX100 / DX200, DX460, DXA40, DXA41, DXE72 / DX400; Würth Diva-1, BST-1, BST-2 or equivalent nailers. For shot-fired supports in seismic design category D, E, or F, maximum load is the lesser of 90 lb (400 N) or the published load.

STRUCTURAL ATTACHMENTS

Rod/Wire

ANGLE BRACKET

- Provides an attachment for nVent CADDY Speed Link assemblies, wire, threaded rod, S-hooks, or chain from concrete or wood



Material: Steel
Finish: Pregalvanized



Part #	Description		
AB	PG, 0.25" Hole 1, 0.25" Hole 2	160 lb	100 pc
AB375	PG, 0.25" Hole 1, 0.375" Hole 2	160 lb	100 pc


PIN DRIVEN ANGLE BRACKET

- Longer leg angle bracket for tool clearance
- Designed to fit a variety of pin drivers
- Improved for easier installation with pin drivers
- Preassembly options available for rod, wire, strap and cable applications



Material: Steel
Finish: Pregalvanized



Part #	Description		
AFAB3	3/16" Hole 1	160 lb	50 pc
AFAB4	1/4" Hole 1	350 lb	50 pc
AFAB6	3/8" Hole 1	350 lb	50 pc

Load limits apply to nVent CADDY Fasteners only. Pin must be evaluated separately.

STRUCTURAL ATTACHMENTS

Rod/Wire


OFFSET BRACKET

- Permits wire or chain drops from concrete or wood




Material: Steel
Finish: Pregalvanized



Part #	Description	
A0	1/4" Hole	100 pc



MULTI-FUNCTION CLIP

- Provides attachment of conduit and boxes
- Supports #10-24 and 1/4-20 threaded bridle rings



Material: Spring Steel
Finish: nVent CADDY Armour



Part #	Description			Certification
4Z34	1/4" Rod, #12-#8 Wire, 1/8"-3/8" Flange, 1/4" Hole	25 lb	20 lb	cULus
4Z34BP	1/4" Rod, #12-#8 Wire, 1/8"-3/8" Flange, 1/4" Hole	25 lb	20 lb	-
4Z4S	1/4" Rod, #12-#8 Wire, 1/8"-3/8" Flange, 1/4" Screw	25 lb	20 lb	cULus
6Z34	5/16", 3/8" Rod, 3/8"-7/16" Flange, 1/4" Hole	25 lb	20 lb	cULus
6Z4S	5/16", 3/8" Rod, 3/8"-7/16" Flange, 1/4" Screw	25 lb	20 lb	cULus
8Z34	1/2", 5/8" Rod, 1/4" Hole		50 lb	cULus
8Z4S	1/2", 5/8" Rod, 1/4" Screw		50 lb	cULus

1/2" and 5/8" rod sizes are to be installed on threaded rod only.
NEC® 300.11 requires dedicated drop wire/rod and EC311.

Larger 8Z34 Available

Instant access to
1/2" and 5/8" threaded rods
with 50 lb load rating





STRUCTURAL ATTACHMENTS
Fasteners/Hardware

THREADED ROD





Material: Steel
Tensile Strength: 58,000 psi
Yield Strength: 36,000 psi

Part #	Description		
Finish: Electrogalvanized			
0502506EG	EG, 1/4" Rod, 6'	240 lb	6'
0502510EG	EG, 1/4" Rod, 10'	240 lb	10'
0502512EG	EG, 1/4" Rod, 12'	240 lb	12'
0503706EG	EG, 3/8" Rod, 6'	600 lb	6'
0503710EG	EG, 3/8" Rod, 10'	610 lb	10'
0503712EG	EG, 3/8" Rod, 12'	600 lb	12'
0505006EG	EG, 1/2" Rod, 6'	1,130 lb	6'
0505010EG	EG, 1/2" Rod, 10'	1,130 lb	10'
0505012EG	EG, 1/2" Rod, 12'	1,130 lb	12'
0506206EG	EG, 5/8" Rod, 6'	1,810 lb	6'
0506210EG	EG, 5/8" Rod, 10'	1,810 lb	10'
0506212EG	EG, 5/8" Rod, 12'	1,810 lb	12'
0507506EG	EG, 3/4" Rod, 6'	2,710 lb	6'
0507510EG	EG, 3/4" Rod, 10'	2,710 lb	10'
0507512EG	EG, 3/4" Rod, 12'	2,710 lb	12'
0508706EG	EG, 7/8" Rod, 6'	3,770 lb	6'
0508710EG	EG, 7/8" Rod, 10'	3,770 lb	10'
0508712EG	EG, 7/8" Rod, 12'	3,770 lb	4'
0501010EG	EG, 1" Rod, 10'	4,770 lb	10'

STRUCTURAL ATTACHMENTS

Fasteners/Hardware

Part #	Description		
Finish: Plain			
0502506PL	1/4" Rod, 6'	240 lb	6'
0502510PL	1/4" Rod, 10'	240 lb	10'
0502512PL	1/4" Rod, 12'	240 lb	12'
0503706PL	3/8" Rod, 6'	600 lb	6'
0503710PL	3/8" Rod, 10'	610 lb	10'
0503712PL	3/8" Rod, 12'	600 lb	12'
0505006PL	1/2" Rod, 6'	1,130 lb	6'
0505010PL	1/2" Rod, 10'	1,130 lb	10'
0505012PL	1/2" Rod, 12'	1,130 lb	12'
0506206PL	5/8" Rod, 6'	1,810 lb	6'
0506210PL	5/8" Rod, 10'	1,810 lb	10'
0506212PL	5/8" Rod, 12'	1,810 lb	12'
0507506PL	3/4" Rod, 6'	2,710 lb	6'
0507510PL	3/4" Rod, 10'	2,710 lb	10'
0507512PL	3/4" Rod, 12'	2,710 lb	12'
0508706PL	7/8" Rod, 6'	3,770 lb	6'
0508710PL	7/8" Rod, 10'	3,770 lb	10'
0508712PL	7/8" Rod, 12'	3,770 lb	12'
0501010PL	1" Rod, 10'	4,770 lb	10'

Load based on Max. 650 degrees F.

THREADED STUD

- Pre-cut lengths of threaded rod





Material: Steel

Finish: Plain

Tensile Strength: 58,000 psi


Yield Strength: 36,000 psi

Part #	Description		
0513702PL	3/8" Rod, 2"	600 lb	100 pc
0513703PL	3/8" Rod, 3"	600 lb	100 pc
0513704PL	3/8" Rod, 4"	600 lb	100 pc
0513705PL	3/8" Rod, 5"	600 lb	100 pc
0513706PL	3/8" Rod, 6"	600 lb	100 pc

STRUCTURAL ATTACHMENTS

Fasteners/Hardware

EM-HEX ROD COUPLER



Material: Steel
Finish: Electrogalvanized

Part #	Description		
0250025EG	1/4" Rod	240 lb	100 pc
0250037EG	3/8" Rod	600 lb	100 pc
0250050EG	1/2" Rod	1,130 lb	100 pc
0250062EG	5/8" Rod	1,810 lb	100 pc
0250075EG	3/4" Rod	2,710 lb	100 pc
0250087EG	7/8" Rod	3,770 lb	50 pc

25R HEX ROD REDUCER

- Threaded rod reducing coupling



Material: Steel
Finish: Electrogalvanized

Part #	Description		
025R3725EG	3/8" Rod 1, 1/4" Rod 2	240 lb	100 pc
025R5037EG	1/2" Rod 1, 3/8" Rod 2	600 lb	100 pc
025R6250EG	5/8" Rod 1, 1/2" Rod 2	1,130 lb	100 pc

Never use smaller rod sizes than the minimum rod sizes defined by applicable code.

STRUCTURAL ATTACHMENTS



Fasteners/Hardware

26 BEAM CLAMP EXTENSION PIECE

- Accessory that may attach to the side of a structural member or to a beam clamp
- Extension may be used in conjunction with Model #360



Material: Steel
Finish: Plain



Part #	Description		
0260037PL	3/8" Rod	600 lb	100 pc
0260050PL	1/2" Rod	1,130 lb	100 pc
0260062PL	5/8" Rod	1,550 lb	50 pc
0260075PL	3/4" Rod	2,100 lb	50 pc
0260087PL	7/8" Rod	2,350 lb	50 pc

35 HEAVY DUTY EYE NUT

- Accessory for high temperature piping used in conjunction with 320L and 320W Weld Beam Attachments and the 360 Malleable Iron Adjustable Center Load Beam Clamps
- Conforms with Federal Specification WW-H-171 (Type 17), Manufacturers Standardization Society MSS-SP-58 (Type 17)



Material: Steel
Finish: Plain

Part #	Description		
0350037PL	3/8" Rod	1,250 lb	50 pc
0350050PL	1/2" Rod	2,250 lb	50 pc
0350062PL	5/8" Rod	3,600 lb	50 pc
0350075PL	3/4" Rod	5,200 lb	50 pc
0350087PL	7/8" Rod	7,200 lb	20 pc

Install in accordance with applicable code.

STRUCTURAL ATTACHMENTS



Fasteners/Hardware

47 EYE NUT

- Attachment for various types of pipe supports and structural attachments
- Conforms with Federal Specification WW-H-171 (Type 16), Manufacturers Standardization Society MSS-SP-58 (Type 16)



Material: Steel
Finish: Plain

Part #	Description		
0470025PL	1/4" Rod	230 lb	100 pc
0470037PL	3/8" Rod	600 lb	100 pc
0470050PL	1/2" Rod	1,130 lb	100 pc
0470062PL	5/8" Rod	1,400 lb	50 pc
0470075PL	3/4" Rod	1,900 lb	50 pc
0470087PL	7/8" Rod	2,200 lb	1 pc



Install in accordance with applicable code.

SWFF SWIVEL FEMALE-FEMALE

- Attachment with the capability to swivel



Material: Steel
Finish: Electrogalvanized

Part #	Description		
SWFF0037EG	3/8" Rod	1,000 lb	50 pc
SWFF0050EG	1/2" Rod	1,800 lb	50 pc

STRUCTURAL ATTACHMENTS



Fasteners/Hardware

SWMF SWIVEL MALE-FEMALE

- Attachment with the capability to swivel



Material: Steel
Finish: Electrogalvanized


Part #	Description		
SWMF0037EG	3/8" Rod	1,000 lb	50 pc
SWMF0050EG	1/2" Rod	1,800 lb	50 pc

FIXTURE SUPPORT FROM PLAIN ROD/WIRE

- No tools required for installation
- Eliminates the use of nut and allows the use of plain rod



Material: Spring Steel
Finish: nVent CADDY Armour

Part #	Description	
2EBN	#8 Wire	100 pc
4EBN	1/4" Rod	100 pc
6EBN	3/8" Rod	100 pc

STRUCTURAL ATTACHMENTS

Fasteners/Hardware

THREADED ROD HANGER FROM BAR JOIST

- Fits open web joists with round bottom chords
- Permits accurate centering



Material: Spring Steel
Finish: nVent CADDY Armour





Part #	Description		
4TW	1/4" Rod, Threaded	100 lb	100 pc
6W	3/8" Rod, Plain	200 lb	100 pc

41 COACH SCREW

- Light duty hanger rod for wood structures



Material: Steel
Finish: Plain

Part #	Description		
0413704PL	3/8" Rod, 4"	390 lb	100 pc
0413706PL	3/8" Rod, 6"	390 lb	100 pc
0413708PL	3/8" Rod, 8"	390 lb	100 pc
0413710PL	3/8" Rod, 10"	390 lb	100 pc
0415004PL	1/2" Rod, 4"	640 lb	100 pc
0415006PL	1/2" Rod, 6"	640 lb	100 pc
0415008PL	1/2" Rod, 8"	640 lb	100 pc
0415010PL	1/2" Rod, 10"	640 lb	100 pc

STRUCTURAL ATTACHMENTS

Fasteners/Hardware


42 HEX HEAD LAG SCREW

- For use with wood structures



Material: Steel

Finish: Electrogalvanized

Part #	Description	
0422515EG	1/4" Screw, 1 1/2" Screw	100 pc
0422520EG	1/4" Screw, 2" Screw	100 pc
0423710EG	3/8" Screw, 1" Screw	100 pc
0423715EG	3/8" Screw, 1 1/2" Screw	100 pc
0423720EG	3/8" Screw, 2" Screw	100 pc
0423725EG	3/8" Screw, 2 1/2" Screw	100 pc
0423730EG	3/8" Screw, 3" Screw	50 pc
0423740EG	3/8" Screw, 4" Screw	50 pc
0425015EG	1/2" Screw, 1 1/2" Screw	50 pc
0425020EG	1/2" Screw, 2" Screw	50 pc
0425025EG	1/2" Screw, 2 1/2" Screw	50 pc
0425030EG	1/2" Screw, 3" Screw	50 pc
0425040EG	1/2" Screw, 4" Screw	50 pc


43 WOOD DRIVE SCREW

- Light duty fastener for mounting various structural attachments onto wood



Material: Steel

Finish: Electrogalvanized

Part #	Description	
0431602EG	#16 Screw, 2" Screw	100 pc

Install only in shear, never use under pull-out configuration.

STRUCTURAL ATTACHMENTS

Fasteners/Hardware

A33 SCREW

- Long indented hex washer head, self tapping screw with pierce point



Material: Steel
Finish: Electrogalvanized

Part #	Description
A3308AP100	#10 Screw, 1" Screw

COMBI DOME SCREW

- Cross recess combi screw for use with both Slot and Phillips driver




Material: Steel
Finish: Black Oxide

Part #	Description
S3575BP100	1/4" Screw, 3/8" Screw
S3575BP50	1/4" Screw, 3/8" Screw
S3575DP100	1/4" Screw, 3/4" Screw

FLAT HEAD CARRIAGE BOLT



Material: Steel
Finish: Electrogalvanized


Part #	Description	
S31199P100	1/4" Screw, 9/16" Screw	100 pc

STRUCTURAL ATTACHMENTS

Fasteners/Hardware

HEX HEAD BOLT

- Fully threaded hexagon head bolt




Material: Steel
Finish: Electrogalvanized

Part #	Description	
HSCR3707EG	EG, 3/8" Screw, 0.75" Screw	100 pc
HSCR3710EG	EG, 3/8" Screw, 1" Screw	100 pc
HSCR3712EG	EG, 3/8" Screw, 1.25" Screw	100 pc
HSCR3715EG	EG, 3/8" Screw, 1.5" Screw	100 pc
HSCR3720EG	EG, 3/8" Screw, 2" Screw	100 pc
HSCR5010EG	EG, 1/2" Screw, 1" Screw	100 pc
HSCR5012EG	EG, 1/2" Screw, 1.25" Screw	100 pc
HSCR5015EG	EG, 1/2" Screw, 1.5" Screw	100 pc
HSCR5020EG	EG, 1/2" Screw, 2" Screw	100 pc

HEX NUT




Material: Steel


Part #	Description	
Finish: Electrogalvanized		
0100025EG	EG, 1/4" Rod	100 pc
0100037EG	EG, 3/8" Rod	1,000 pc
0100050EG	EG, 1/2" Rod	1,000 pc
0100062EG	EG, 5/8" Rod	50 pc
0100075EG	EG, 3/4" Rod	50 pc
0100087EG	EG, 7/8" Rod	25 pc
Finish: Plain		
0100025PL	1/4" Rod	100 pc
0100037PL	3/8" Rod	100 pc
0100050PL	1/2" Rod	100 pc
0100062PL	5/8" Rod	50 pc
0100075PL	3/4" Rod	50 pc
0100087PL	7/8" Rod	25 pc

STRUCTURAL ATTACHMENTS
Fasteners/Hardware

HEAVY DUTY HEX NUT




Material: Steel

Part #	Description	
Finish: Electrogalvanized		
010H0037EG	EG, 3/8" Rod	100 pc
010H0050EG	EG, 1/2" Rod	100 pc
010H0062EG	EG, 5/8" Rod	50 pc
010H0075EG	EG, 3/4" Rod	50 pc
010H0087EG	EG, 7/8" Rod	200 pc
Finish: Plain		
010H0037PL	3/8" Rod	100 pc
010H0050PL	1/2" Rod	100 pc
010H0075PL	3/4" Rod	50 pc

FLAT WASHER



Material: Steel

Part #	Description	
Finish: Electrogalvanized		
0110025EG	EG, 0.313" Hole	100 pc
0110037EG	EG, 0.438" Hole	1,000 pc
0110050EG	EG, 0.563" Hole	1,000 pc
0110062EG	EG, 0.688" Hole	500 pc
0110075EG	EG, 0.813" Hole	50 pc
0110087EG	EG, 0.938" Hole	25 pc
Finish: Plain		
0110025PL	0.313" Hole	100 pc
0110037PL	0.438" Hole	100 pc
0110050PL	0.563" Hole	100 pc
0110062PL	0.688" Hole	50 pc
0110075PL	0.813" Hole	50 pc

STRUCTURAL ATTACHMENTS

Fasteners/Hardware

LARGE WASHER



Material: Steel
Finish: Electrogalvanized



Part #	Description	
0120025EG	0.313" Hole, 1.063" dia	100 pc
0120037EG	0.438" Hole, 1.5" dia	100 pc
0120050EG	0.563" Hole, 2" dia	100 pc

40 EYE ROD

- Ideal for applications where longer threaded rod is not needed
- Structural attachment with 42 Hex Head Wood Screw or as a hanger rod from other structural attachments



Material: Steel
Finish: Plain


Part #	Description		
0403706PL	3/8" Rod, 6"	240 lb	100 pc
0403708PL	3/8" Rod, 8"	240 lb	100 pc

80 TIE BOLT

- Recommended for securing the connection of steel pipe to ductile pipe
- Threaded rod passes through eye and is retained with a Heavy Duty Hex Nut
- May be used for either vertical or horizontal installations



Material: Steel
Finish: Plain

Part #	Description	
080750450PL	13/16" dia, 3/4" Screw, 4 1/2" Screw	25 pc

Conforms to NFPA® pamphlet #2, 4"-12" pipe size.

STRUCTURAL ATTACHMENTS

Fasteners/Hardware

740 PIPE SLEEVE POSITIONER

- Used to position pipe sleeves and prevent movement during concrete pours
- Requires only a hammer to install
- Can be used for Schedule 40 pipe with sleeve diameter of 2" through 6"
- Can be used for wall thicknesses of 5/16" and under with all sleeve diameters



Material: Spring Steel
Finish: nVent CADDY Armour

Part #	Description	
740	740 Pipe Sleeve Positioner	100 pc


No load rating, for positioning only. For pipe sizes 6" to 14" use 4H Hammer-On Flange Clip, Side Mount

WEDGE EXPANSION ANCHOR BOLT

- ICC® approved for use in cracked and uncracked concrete
- Includes nut and washer
- Meets NFPA® 13 as pre-qualified for seismic applications



Material: Steel
Finish: Electrogalvanized


Part #	Description	
CSBCAB030037EG	3/8" Screw, 3"	50 pc
CSBCAB037550EG	1/2" Screw, 3 3/4"	50 pc
CSBCAB045050EG	1/2" Screw, 4 1/2"	50 pc
CSBCAB055050EG	1/2" Screw, 5 1/2"	25 pc
CSBCAB047562EG	5/8" Screw, 4 3/4"	25 pc
CSBCAB060062EG	5/8" Screw, 6"	25 pc
CSBCAB055075EG	3/4" Screw, 5 1/2"	20 pc
CSBCAB062575EG	3/4" Screw, 6 1/4"	20 pc
CSBCAB070075EG	3/4" Screw, 7"	20 pc
CSBCAB085075EG	3/4" Screw, 8 1/2"	10 pc

STRUCTURAL ATTACHMENTS

Anchors


CONCRETE ANCHOR SCREW

- For use with screw drill bits
- ICC® approved for use in cracked and uncracked concrete
- Meets NFPA® 13 as pre-qualified for seismic applications



Material: Steel

Finish: Electrogalvanized

Part #	Description	
CSBCAS025037EG	3/8" Screw, 2 1/2" Screw, 3/8" Drill Bit Diameter	50 pc
CSBCAS030050EG	1/2" Screw, 3" Screw, 1/2" Drill Bit Diameter	50 pc
CSBCAS040050EG	1/2" Screw, 4" Screw, 1/2" Drill Bit Diameter	50 pc
CSBCAS050050EG	1/2" Screw, 5" Screw, 1/2" Drill Bit Diameter	25 pc
CSBCAS040062EG	5/8" Screw, 4" Screw, 5/8" Drill Bit Diameter	25 pc
CSBCAS050062EG	5/8" Screw, 5" Screw, 5/8" Drill Bit Diameter	25 pc
CSBCAS050075EG	3/4" Screw, 5" Screw, 3/4" Drill Bit Diameter	20 pc

DROP-IN ANCHOR

- Internal thread provides easy removal and serviceability
- Installs flush or below the base surface



Material: Steel

Finish: Electrogalvanized

Part #	Description
CA0025EG	EG, 1/4" Hole, 1"
CA0037EG	EG, 3/8" Hole, 1.563"
CA0050EG	EG, 1/2" Hole, 2"

STRUCTURAL ATTACHMENTS


Anchors

FLANGED DROP-IN ANCHOR

- Internal thread provides easy removal and serviceability
- Installs flush for standard embedment



Material: Steel
Finish: Electrogalvanized

Part #	Description	
LA0025EG	1/4" Hole	100 pc
LA0037EG	3/8" Hole	50 pc
LA0050EG	1/2" Hole	50 pc

SPIKE ANCHOR

- Use in concrete with threaded rod
- Vibration resistant
- Pre-expanded anchor design allows for easy installation
- Mushroom and flat head spike anchors are tamper-proof
- Removable forming spike can be used for temporary installations
- Pipe spike is an easy to install alternative to direct fastening



Material: Steel
Finish: Electrogalvanized



Part #	Description	
RAWL3758	3/8" Rod, 1/4" Drill Bit Diameter	50 pc

STRUCTURAL ATTACHMENTS


Anchors

SCREW DRILL BIT

- For use with concrete anchor screws



Material: Steel

Part #	Description	
CSBCASDB060037	3/8" Drill Bit Diameter	1 pc
CSBCASDB060050	1/2" Drill Bit Diameter	1 pc
CSBCASDB080062	5/8" Drill Bit Diameter	1 pc
CSBCASDB080075	3/4" Drill Bit Diameter	1 pc
CSBCASDB100050	1/2" Drill Bit Diameter	1 pc
CSBCASDB120062	5/8" Drill Bit Diameter	1 pc


HANGER MATE® VERTICAL MOUNT SCREW FOR STEEL

- Convenient design allows fast and easy installation
- Eliminates the need for labor-intensive operations, such as pre-punching or drilling of steel components
- Only one driver needed for all anchor sizes
- Tapped head permits in-line mounting of threaded rod systems



Material: Steel

Finish: Electrogalvanized

Part #	Description	
HMZG160	1/4" Rod, 0.06"–0.25" Flange	50 pc
HMZG470	3/8" Rod, 0.06"–0.25" Flange	50 pc

STRUCTURAL ATTACHMENTS

Anchors

HANGERMATE® VERTICAL MOUNT SCREW FOR STEEL WITH LOCK NUT

- Convenient design allows fast and easy installation
- Eliminates the need for labor-intensive operations, such as pre-punching or drilling of steel components
- Only one driver needed for all anchor sizes
- Tapped head permits in-line mounting of threaded rod systems



Material: Steel
Finish: Electrogalvanized


Part #	Description	
HMZG471	3/8" Rod, 0.06"–0.25" Flange	50 pc

HANGERMATE® HORIZONTAL MOUNT SCREW FOR STEEL

- Convenient design allows fast and easy installation
- Eliminates the need for labor-intensive operations, such as pre-punching or drilling of steel components
- Only one driver needed for all anchor sizes
- Cross-drilled and tapped head permits horizontal mounting of threaded rod systems



Material: Steel
Finish: Electrogalvanized

Part #	Description	
HMZH455	3/8" Rod, 0.06"–0.125" Flange	50 pc
HMZH475	3/8" Rod, 0.06"–0.25" Flange	50 pc

STRUCTURAL ATTACHMENTS

Anchors

HANGER MATE® HORIZONTAL MOUNT SCREW FOR STEEL WITH LOCK NUT

- Convenient design allows fast and easy installation
- Eliminates the need for labor-intensive operations, such as pre-punching or drilling of steel components
- Only one driver needed for all anchor sizes
- Cross-drilled and tapped head permits horizontal mounting of threaded rod systems



Material: Steel

Finish: Electrogalvanized

Part #	Description	
HMZH476	3/8" Rod, 0.06"–0.25" Flange	50 pc


HANGER MATE® VERTICAL MOUNT SCREW FOR WOOD

- Convenient design allows fast and easy installation
- Only one driver needed for all anchor sizes
- Tapped head permits in-line mounting of threaded rod systems



Material: Steel

Finish: Electrogalvanized

Part #	Description	
HMZG315	1/4" Rod, 5/16" Screw, 2 1/4" Screw	50 pc
HMZG650	3/8" Rod, 5/16" Screw, 2 1/4" Screw	50 pc

STRUCTURAL ATTACHMENTS


Anchors

HANGERMATE® HORIZONTAL MOUNT SCREW FOR WOOD

- Convenient design allows fast and easy installation
- Only one driver needed for all anchor sizes
- Cross-drilled and tapped head permits horizontal mounting of threaded rod systems



Material: Steel
Finish: Electrogalvanized



Part #	Description	
HMZH665	3/8" Rod, 5/16" Screw, 2 1/4" Screw	50 pc

HANGERMATE® VERTICAL MOUNT SCREW FOR CONCRETE

- End-drilled and tapped for attaching threaded components to concrete
- Solid, one piece cold formed part; head cannot spin off or unscrew from body
- Tapered threads allow for easy starting in pre-drilled hole




Material: Steel
Finish: Electrogalvanized

Part #	Description		
HMZG365	1/4" Rod, 5/16" Screw, 2 1/4" Screw	2,188 lb	50 pc
HMZG730	3/8" Rod, 5/16" Screw, 2 1/4" Screw	2,188 lb	50 pc

Tested in 3650 psi concrete. Appropriate safety factors should be applied for design purposes.

HANGERMATE® HEX DRIVE SOCKET

- Installs anchors quickly and easily
- Automatically disengages when anchor is seated



Material: Steel
Finish: Electrogalvanized


Part #	Description	
HMZE215	HangerMate Hex Drive Socket	1 pc

STRUCTURAL ATTACHMENTS

Anchors

HANGERMATE® DRIVE SLEEVE

- Installs anchors quickly and easily
- Automatically disengages when anchor is seated
- Easily slips over drill bit adaptor and drill bits
- Allows installation of anchors without removing the drill bit



Material: Steel

Finish: Electrogalvanized

Part #	Description	
HMZE220	HangerMate Drive Sleeve	1 pc

HANGERMATE® DRILL BIT ADAPTOR

- Hex collar allows drive sleeve to be used with tanged drill bit



Material: Steel

Finish: Electrogalvanized


Part #	Description	
HMZE240	HangerMate Drill Bit Adaptor	1 pc

HANGERMATE® TANGED DRILL BIT FOR HAMMER DRILLS

- Engineered for accurate drilling in concrete applications
- For use with HangerMate® drill bit adaptor



Material: Steel

Part #	Description	
HMZE340	1/4" Drill Bit Diameter	1 pc

STRUCTURAL ATTACHMENTS


Anchors

HANGERMATE[®] SDS DRILL BIT FOR HAMMER DRILLS

- Engineered for accurate drilling in concrete applications
- Hex collar allows attachment of drive sleeve



Material: Steel
Finish: Plain


Part #	Description	
HMZE350	1/4" Drill Bit Diameter	1 pc
HMZE380	3/8" Drill Bit Diameter	1 pc

145 SPRING TOGGLE


- Used with threaded rod in hollow wall applications



Material: Steel
Finish: Electrogalvanized

Part #	Description	
1450037EG	3/8" Rod	100 pc
1450050EG	1/2" Rod	50 pc

nVent CADDY All-In-One



ALL-IN-ONE ELECTRICAL ASSEMBLIES

Stud-Mounted Assemblies


ALL-IN-ONE STUD-MOUNTED WITH REMOVABLE MUD RING

- Removable mud ring provides front access to the interior of the box
- Box remains fixed in place when mud ring is removed
- Includes multiple knockouts on each side of the box
- Assemblies keyed for precise alignment when installed on both sides of a stud
- Made in the USA



Material: Steel
Finish: Pregalvanized



Part #	Description	
Knockout Sizes: (5) 1/2", 3/4", (1) 1/2", (3) 1"		
A1SD1N	1 Gang, No Ground, 5/8" Drywall, 3 5/8" Deep	20 pc
A1SD1NS	1 Gang, No Ground, 5/8" Drywall, 2 1/2" Deep	20 pc
Knockout Sizes: (8) 1/2", 3/4"		
A1SF1G	1 Gang, w/Ground, 5/8" Drywall, 3 5/8" Deep	20 pc
A1SF1GBUSP250	1 Gang, w/Ground, 5/8" Drywall, 3 5/8" Deep	250 pc
A1SF1GS	1 Gang, w/Ground, 5/8" Drywall, 2 1/2" Deep	20 pc
A1SF1GSBUSP250	1 Gang, w/Ground, 5/8" Drywall, 2 1/2" Deep	250 pc
A1SF1GSP250	1 Gang, w/Ground, 5/8" Drywall, 3 5/8" Deep	250 pc
A1SF2G	2 Gang, w/Ground, 5/8" Drywall, 3 5/8" Deep	20 pc
A1SF2GS	2 Gang, w/Ground, 5/8" Drywall, 2 1/2" Deep	20 pc
A1SF3G	1 Gang, w/Ground, 1 1/4" Drywall, 3 5/8" Deep	20 pc
A1SF4G	2 Gang, w/Ground, 1 1/4" Drywall, 3 5/8" Deep	20 pc

Ground wire pigtail is 10".

ALL-IN-ONE ELECTRICAL ASSEMBLIES
Stud-Mounted Assemblies

ALL-IN-ONE STUD-MOUNTED WITH ADJUSTABLE MUD RING

- Adjustable mud ring accommodates various thicknesses of drywall
- Can be adjusted after the installation of drywall
- Box remains fixed in place when mud ring is removed
- Includes multiple knockouts on each side of the box
- Assemblies keyed for precise alignment when installed on both sides of a stud



Material: Steel
Finish: Pregalvanized
Knockout Sizes: (8) 1/2", 3/4"; (3) 1/2"



Part #	Description	
A1SFV1G	1 Gang, 3/4"-1 1/2" Drywall, 3 5/8" Deep	20 pc
A1SFV1GS	1 Gang, 3/4"-1 1/2" Drywall, 2 1/2" Deep	20 pc
A1SFV2G	2 Gang, 5/8"-1 1/2" Drywall, 3 5/8" Deep	20 pc
A1SFV2GS	2 Gang, 5/8"-1 1/2" Drywall, 2 1/2" Deep	20 pc


Ground wire pigtail is 10".

ALL-IN-ONE ELECTRICAL ASSEMBLIES

Stud-Mounted Assemblies


ALL-IN-ONE STUD-MOUNTED WITHOUT MUD RING

- Provides the flexibility to add a mud ring for non-standard drywall thicknesses
- Box remains fixed in place when mud ring is removed
- Includes multiple knockouts on each side of the box
- Assemblies keyed for precise alignment when installed on both sides of a stud
- Works with standard US and Canadian mud rings
- Made in the USA



Material: Steel
Finish: Pregalvanized



Part #	Description	
Knockout Sizes: (5) 1/2", 3/4", (1) 1/2", (3) 1"		
A1SD0G	w/Ground, 3 5/8" Deep	20 pc
A1SD0N	No Ground, 3 5/8" Deep	20 pc
A1SD0NS	No Ground, 2 1/2" Deep	20 pc
A1SD0NTC (CANADA)	No Ground, 3 5/8" Deep	20 pc
Knockout Sizes: (8) 1/2", 3/4", (3) 1/2"		
A1SF0G	w/Ground, 3 5/8" Deep	20 pc
A1SF0GBUSP250	w/Ground, 3 5/8" Deep	250 pc
A1SF0GS	w/Ground, 2 1/2" Deep	20 pc
A1SF0GSBUSP250	w/Ground, 2 1/2" Deep	250 pc
A1SF0GSP250	w/Ground, 3 5/8" Deep	250 pc
A1SF0N	No Ground, 3 5/8" Deep	20 pc
A1SF0NS	No Ground, 2 1/2" Deep	20 pc
A1SF0GTC (CANADA)	w/Ground, 3 5/8" Deep	20 pc

Ground wire pigtail is 10".

ALL-IN-ONE ELECTRICAL ASSEMBLIES

Between-Stud Assemblies

ALL-IN-ONE BETWEEN-STUD WITH REMOVABLE MUD RING, SINGLE BOX

- Removable mud ring provides front access to the interior of the box
- Box remains fixed in place when mud ring is removed
- Pre-bent tabs on support bracket help to quickly square assembly to stud
- Center marks provide easy height positioning
- Includes multiple 1/2" and 3/4" knockouts on each side of the box
- Made in the USA




Material: Steel

Finish: Pregalvanized

Knockout Sizes: (8) 1/2", 3/4"; (3) 1 1/2"



Part #	Description	
A1BF1GS	1 Gang, w/Ground, 5/8" Drywall, 2 1/2" Deep	5 pc
A1BF1G	1 Gang, w/Ground, 5/8" Drywall, 3 5/8" Deep	5 pc
A1BF3G	1 Gang, w/Ground, 1 1/4" Drywall, 3 5/8" Deep	5 pc
A1BF2GS	2 Gang, w/Ground, 5/8" Drywall, 2 1/2" Deep	5 pc
A1BF2G	2 Gang, w/Ground, 5/8" Drywall, 3 5/8" Deep	5 pc
A1BF4G	2 Gang, w/Ground, 1 1/4" Drywall, 3 5/8" Deep	5 pc

Ground wire pigtail is 10".

24" stud spacing requires use of three mounting screws.

Use only with nVent CADDY All-in-One box assemblies.

ALL-IN-ONE ELECTRICAL ASSEMBLIES

Between-Stud Assemblies

ALL-IN-ONE BETWEEN-STUD WITH REMOVABLE MUD RING, MULTI-BOX

- Comes with multiple boxes pre-assembled for side by side power and data applications
- Removable mud ring provides front access to the interior of the box
- Pre-bent tabs on support bracket help to quickly square assembly to stud
- Center marks provide easy height positioning
- Includes multiple knockouts on each side of the box
- Made in the USA



Material: Steel
Finish: Pregalvanized



Part #	Description
Knockout Sizes, Box 1: (8) 1/2", 3/4"; (3) 1/2"	
A1BF1G41NAO	1 Gang, 5/8" Drywall, 3 5/8" Deep
A1BF3G43NAO	1 Gang, 1 1/4" Drywall, 3 5/8" Deep
A1BF2G41NAO	2 Gang, 5/8" Drywall, 3 5/8" Deep
Knockout Sizes, Box 2: (4) 1", (4) 1 1/4"	
A1BF1G41N	1 Gang, 42 in ³ Box, 5/8" Drywall, 3 5/8" Deep
A1BF3G43N	(1 Gang, 42 in ³ Box, 1 1/4" Drywall, 3 5/8" Deep
A1BF1G51N	1 Gang, 64 in ³ Box, 5/8" Drywall, 3 5/8" Deep
A1BF3G53N	1 Gang, 64 in ³ Box, 1 1/4" Drywall, 3 5/8" Deep
A1BF2G41N	2 Gang, 42 in ³ Box, 5/8" Drywall, 3 5/8" Deep
A1BF2G51N	2 Gang, 64 in ³ Box, 5/8" Drywall, 3 5/8" Deep
Knockout Sizes, Box 2: (5) 1/2", 3/4", (1) 1/2", (3) 1"	
A1BF1GD1NS	1 Gang, 32.8 in ³ Box, 5/8" Drywall, 2 1/2" Deep
A1BF1GD1N	1 Gang, 32.8 in ³ Box, 5/8" Drywall, 3 5/8" Deep
A1BF2GD1NS	2 Gang, 32.8 in ³ Box, 5/8" Drywall, 2 1/2" Deep
A1BF2GD1N	2 Gang, 32.8 in ³ Box, 5/8" Drywall, 3 5/8" Deep
Knockout Sizes, Box 2: (8) 1/2", 3/4", (3) 1/2"	
A1BF1GF1N	1 Gang, 32.8 in ³ Box, 5/8" Drywall, 3 5/8" Deep
A1BF3GF3N	1 Gang, 32.8 in ³ Box, 1 1/4" Drywall, 3 5/8" Deep

Ground wire pigtail is 10".

24" stud spacing requires use of three mounting screws.

Use only with nVent CADDY All-in-One box assemblies.

ALL-IN-ONE ELECTRICAL ASSEMBLIES

Between-Stud Assemblies

ALL-IN-ONE BETWEEN-STUD WITH ADJUSTABLE MUD RING, SINGLE BOX

- Adjustable mud ring accommodates various thicknesses of drywall
- Can be adjusted after the installation of drywall
- Box remains fixed in place when mud ring is removed
- Pre-bent tabs on support bracket help to quickly square assembly to stud
- Center marks provide easy height positioning
- Includes multiple 1/2" and 3/4" knockouts on each side of the box




Material: Steel

Finish: Pregalvanized

Knockout Sizes: (8) 1/2", 3/4"; (3) 1/2"



Part #	Description	
A1BFV1GS	1 Gang, 3/4"-1 1/2" Drywall, 2 1/2" Deep	5 pc
A1BFV1G	1 Gang, 3/4"-1 1/2" Drywall, 3 5/8" Deep	5 pc

Ground wire pigtail is 10". 24" stud spacing requires use of three mounting screws.
Use only with nVent CADDY All-in-One box assemblies.

ALL-IN-ONE BETWEEN-STUD WITH ADJUSTABLE MUD RING, MULTI-BOX

- Comes with multiple boxes pre-assembled for side by side power and data applications
- Adjustable mud ring accommodates various thicknesses of drywall
- Can be adjusted after the installation of drywall
- Pre-bent tabs on support bracket help to quickly square assembly to stud
- Center marks provide easy height positioning
- Includes multiple knockouts on each side of the box



Material: Steel

Finish: Pregalvanized

Knockout Sizes, Box 1: (8) 1/2", 3/4"; (3) 1/2"

Knockout Sizes, Box 2: (5) 1/2", 3/4"; (1) 1/2"; (3) 1"




Part #	Description
A1BFV1GDV1NS	3/4"-1 1/2" Drywall, 2 1/2" Deep
A1BFV1GDV1N	3/4"-1 1/2" Drywall, 3 5/8" Deep

Ground wire pigtail is 10".
24" stud spacing requires use of three mounting screws.
Use only with nVent CADDY All-in-One box assemblies.

ALL-IN-ONE ELECTRICAL ASSEMBLIES
Between-Stud Assemblies


ALL-IN-ONE BETWEEN-STUD WITHOUT MUD RING, SINGLE BOX

- Provides the flexibility to add a mud ring for non-standard drywall thicknesses
- Box remains fixed in place when mud ring is removed
- Pre-bent tabs on support bracket help to quickly square assembly to stud
- Center marks provide easy height positioning
- Includes multiple 1/2" and 3/4" knockouts on each side of the box
- Works with standard US and Canadian mud rings
- Made in the USA



Material: Steel
Finish: Pregalvanized



Part #	Description	
Knockout Sizes: (5) 1/2", 3/4", (1) 1/2", (3) 1"		
A1BD0N	No Ground, 3 5/8" Deep	5 pc
Knockout Sizes: (8) 1/2", 3/4", (3) 1/2"		
A1BF0G	w/Ground, 3 5/8" Deep	5 pc
A1BF0GS	w/Ground, 2 1/2" Deep	5 pc
A1BF0GTC (CANADA)	w/Ground, 3 5/8" Deep	5 pc

Ground wire pigtail is 10".
24" stud spacing requires use of three mounting screws.
Use only with nVent CADDY All-in-One box assemblies.

ALL-IN-ONE ELECTRICAL ASSEMBLIES

Between-Stud Assemblies


ALL-IN-ONE BETWEEN-STUD WITHOUT MUD RING, MULTI-BOX

- Comes with multiple boxes pre-assembled for side by side power and data applications
- Provides the flexibility to add a mud ring for non-standard drywall thicknesses
- Box remains fixed in place when mud ring is removed
- Pre-bent tabs on support bracket help to quickly square assembly to stud
- Center marks provide easy height positioning
- Includes multiple knockouts on each side of the box
- Works with standard US and Canadian mud rings
- Made in the USA



Material: Steel
Finish: Pregalvanized



Part #	Description		Certification
Knockout Sizes, Box 1: (8) 1/2", 3/4" — Knockout Sizes, Box 2: (5) 1/2", 3/4", (1) 1/2"			
A1BF0GD0N	w/Ground, 3 5/8" Deep	5 pc	cULus
A1BF0GD0NS	w/Ground, 2 1/2" Deep	5 pc	cULus
A1BF0GD0NTC (CANADA)	w/Ground, 3 5/8" Deep	5 pc	cULus
Knockout Sizes, Box 1: (8) 1/2", 3/4", (3) 1/2"			
A1BF0G40NAO	w/Ground, 3 5/8" Deep	5 pc	—
Knockout Sizes, Box 1: (8) 1/2", 3/4", (3) 1/2" — Knockout Sizes, Box 2: (4) 1", (4) 1 1/4"			
A1BF0G40N	w/Ground, 3 5/8" Deep	5 pc	—

Ground wire pigtail is 10".
24" stud spacing requires use of three mounting screws.
Use only with nVent CADDY All-in-One box assemblies.

ALL-IN-ONE ELECTRICAL ASSEMBLIES

Between-Stud Assemblies


ALL-IN-ONE BETWEEN-STUD BRACKET

- Versatile bracket for mounting nVent CADDY All-in-One box assemblies
- Provides excellent rigidity and reduces issues at trim out
- nVent CADDY All-in-One box assemblies simply slide and lock in to place with provided screws
- Perfect for jobs when specifications require precise box location
- 24" stud spacing requires use of three mounting screws.
- Made in the USA



Material: Steel
Finish: Pregalvanized



Part #	Description	
A1B1624	16-24" Stud Spacing	50 pc
A1B1624SP250	16-24" Stud Spacing	250 pc

Use only with nVent CADDY All-in-One box assemblies.


ALL-IN-ONE FLOOR-MOUNTED WITH ADJUSTABLE MUD RING

- Preset to a finish height of 18" from the floor (adjustable to 12" or 15")
- Adjustable mud ring accommodates various thicknesses of drywall
- Can be adjusted after the installation of drywall
- Box remains fixed in place when mud ring is removed
- Integrated first means of support accepts conduit or MC/AC cable
- Accommodates additional nVent CADDY All-in-One box assemblies, support brackets and low-voltage mounting plates
- Includes multiple 1/2" and 3/4" knockouts on each side of the box



Material: Steel
Finish: Pregalvanized
EMT Conduit Size: 1/2"; 3/4"
MC/AC Cable Size: 14-2 to 12-3
Knockout Sizes: (8) 1/2", 3/4"; (3) 1/2"



Part #	Description	
A1FFV1G	1 Gang, 3/4"-1 1/2" Drywall	5 pc
A1FFV2G	2 Gang, 5/8"-1 1/2" Drywall	5 pc

Ground wire pigtail is 10".

ALL-IN-ONE ELECTRICAL ASSEMBLIES

Floor-Mounted Assemblies

ALL-IN-ONE FLOOR-MOUNTED WITH REMOVABLE MUD RING

- Preset to a finish height of 18" from the floor (adjustable to 12" or 15")
- Removable mud ring provides front access to the interior of the box
- Box remains fixed in place when mud ring is removed
- Integrated first means of support accepts conduit or MC/AC cable
- Accommodates additional nVent CADDY All-in-One box assemblies, support brackets and low-voltage mounting plates
- Includes multiple 1/2" and 3/4" knockouts on each side of the box
- Made in the USA



Material: Steel

Finish: Pregalvanized

EMT Conduit Size: 1/2"; 3/4"

MC/AC Cable Size: 14-2 to 12-3

Knockout Sizes: (8) 1/2", 3/4"; (3) 1/2"



Part #	Description	
A1FF1GS	1 Gang, w/Ground, 5/8" Drywall, 2 1/2" Deep	5 pc
A1FF1G	1 Gang, w/Ground, 5/8" Drywall, 3 5/8" Deep	5 pc
A1FF3G	1 Gang, w/Ground, 1 1/4" Drywall, 3 5/8" Deep	5 pc
A1FF2GS	2 Gang, w/Ground, 5/8" Drywall, 2 1/2" Deep	5 pc
A1FF2G	2 Gang, w/Ground, 5/8" Drywall, 3 5/8" Deep	5 pc
A1FF4G	2 Gang, w/Ground, 1 1/4" Drywall, 3 5/8" Deep	5 pc

Ground wire pigtail is 10".

ALL-IN-ONE ELECTRICAL ASSEMBLIES

Floor-Mounted Assemblies

ALL-IN-ONE FLOOR-MOUNTED WITHOUT MUD RING

- Preset to a finish height of 18" from the floor (adjustable to 12" or 15")
- Integrated first means of support accepts conduit or MC/AC cable
- Provides the flexibility to add a mud ring for non-standard drywall thicknesses
- Box remains fixed in place when mud ring is removed
- Accommodates additional nVent CADDY All-in-One box assemblies, support brackets and low-voltage mounting plates
- Includes multiple 1/2" and 3/4" knockouts on each side of the box
- Works with standard US and Canadian mud rings



Material: Steel


Finish: Pregalvanized

EMT Conduit Size: 1/2"; 3/4"

MC/AC Cable Size: 14-2 to 12-3

Knockout Sizes: (8) 1/2", 3/4"; (3) 1/2"



Part #	Description	
A1FF0G	w/Ground, 3 5/8" Deep	5 pc
A1FF0GTC (CANADA)	w/Ground, 3 5/8" Deep	5 pc
A1FF0GS	w/Ground, 2 1/2" Deep	5 pc

Ground wire pigtail is 10".

ALL-IN-ONE FLOOR-MOUNTED BRACKET

- Versatile bracket for mounting nVent CADDY All-in-One box assemblies
- Positions box a fixed distance from the floor eliminating the need to measure and promoting consistent placement
- Provides excellent rigidity and reduces issues at trim out
- Dual mounting tabs allow bracket to be installed on either side of the stud
- Integrated first means of support accepts conduit or MC/AC cable
- Accommodates additional nVent CADDY All-in-One box assemblies, support brackets and low-voltage mounting plates



Material: Steel

Finish: Pregalvanized

EMT Conduit Size: 1/2"; 3/4"

MC/AC Cable Size: 14-2 to 12-3



Part #	Description	
A1F1218	nVent CADDY All-in-One Floor-Mounted Bracket	15 pc

ALL-IN-ONE ELECTRICAL ASSEMBLIES

Accessories


ADAPTER PLATE

- Supports 4-11/16" box to nVent CADDY All-in-One Between-Stud Bracket
- Allows 4" mud ring to be attached to a 4-11/16" box



Material: Steel
Finish: Electrogalvanized



Part #	Description	
TBSBA4	Adapter Plate	25 pc

ADJUSTABLE MUD RING

- Adjustable mud ring accommodates various thicknesses of drywall
- Can be adjusted after the installation of drywall



Material: Steel
Finish: Pregalvanized



Part #	Description	
AMR1224SG	1 Gang, 3/4"-1 1/2" Drywall	20 pc
AMR1024DG	2 Gang, 5/8"-1 1/2" Drywall	20 pc

We asked electrical contractors what problems they face and how nVent CADDY innovation can help meet their needs. We listened to what they do today and heard a consistent message: Find a better way to mount, wire and install electrical devices, such as switches and outlets, on the job or offsite. Then the nVent CADDY team designed and built solutions that meets many of the different installation methods and preferences of today's electrical contractor.

MADE IN THE U.S.A.

nVent CADDY products are manufactured in Solon, Ohio, allowing us to control every step of the process and ensure each part meets our quality standards. From the steel we use to the nVent CADDY Armour coating on our spring steel parts, each step of our process ensures customers receive premium quality products. In addition to manufacturing our solutions in the United States, "Made in the USA" represents our commitment to contributing to the local and national economies. Through your purchase of nVent CADDY products, you invest in American-made and engineered products, supporting hundreds of U.S.-based manufacturing jobs.

Stud Wall



STUD WALL

Adjustable Far-Side Box Supports

ADJUSTABLE FAR-SIDE BOX SUPPORT

- Provides far side electrical box support in various stud wall depths



Material: Steel
Finish: Pregalvanized



Part #	Description	
766	2 1/2", 3 5/8", 4" Wall Depth	100 pc

No load rating, for positioning only.

ADJUSTABLE FAR-SIDE BOX SUPPORT, SPRING STEEL

- Prevents boxes from being pushed back into the stud cavity, reducing costly trim out issues
- Attaches quickly and securely to the side of the box
- Installs without the use of tools or screws



Material: Spring Steel
Finish: nVent CADDY Armour



Part #	Description	
J1A35	2 1/2", 3 5/8" Stud	100 pc

No load rating, for positioning only.

STUD WALL

Adjustable Far-Side Box Supports

ADJUSTABLE FAR-SIDE BOX SUPPORT, BACK MOUNT

- Provides far side electrical box support in various stud wall depths



Material: Steel
Finish: Pregalvanized




Part #	Description	
766A	2 1/2", 3 1/2", 4", 6" Wall Depth	100 pc

No load rating, for positioning only.


ADJUSTABLE FAR-SIDE BOX SUPPORT, PLASTIC

- Prevents boxes from being pushed back into the stud cavity, reducing costly trim out issues
- Easily snaps into existing box holes
- Provides rigid support near the center of the box
- No adjustment needed in a 3-5/8" wall
- Can be stacked or trimmed for any stud wall depth



Material: Acrylonitrile Butadiene Styrene
Finish: Plain



Part #	Description	
766PM	1 1/2" Box Depth	100 pc
766PMD	2 1/8" Box Depth	100 pc

No load rating, for positioning only.

STUD WALL

Adjustable Far-Side Box Supports

FAR-SIDE BOX SUPPORT EXTENSION



Material: Steel
Finish: Pregalvanized



Part #	Description	
TEB6XT	6" Wall Depth	100 pc


RIGID BOX SUPPORT

- Eliminates the need for an electrical box on low voltage applications
- Supports electrical boxes, plaster rings or low voltage devices from one bracket



Material: Steel
Finish: Pregalvanized




Part #	Description	
RBS16	3 Box, 16" stud spacing	25 pc
RBS24	4 Box, 24" stud spacing	25 pc

STUD WALL

Between Stud Box Mounting Brackets


TELESCOPING RIGID BOX SUPPORT

- Accommodates up to 6-gang box in 16" stud spacing or up to 10-gang in 24" stud spacing
- Will support four electrical boxes in 24" stud spacing
- Open design allows a variety of positions for box location
- Easy to adjust after the electrical box is installed
- For use with 4" square and 4-11/16" boxes and mud rings
- Unique, one-piece, break apart design



Material: Steel
Finish: Pregalvanized



Part #	Description	
TSRBS1625	16"-24" Stud Spacing	25 pc

SNAP TO STUD ELECTRICAL BOX BRACKET

- Snap to stud function makes installation fast and easy, saving time and increasing productivity
- Self-leveling feature ensures the electrical box is always square to the stud, for a consistent and professional installation
- Mounts to either side of the stud and can be mounted side by side on the same stud
- Accommodates all stud depths, simplifying purchasing and pre-fab operations
- Works with standard or adjustable single and double gang mud rings
- Rigid design delivers consistency and quality during the trim out phase, helping reduce call backs and costly repairs
- Additional mounting tabs allow the bracket to be secured to the front and inside face of the stud for extra stability
- Unique fold-out tabs eliminate the need to use scrap pieces of floor track to provide rigidity when mounting to the open face of studs
- Specially shaped key holes help keep the box assembled even when the mud ring is removed, providing greater access to the box in the field



Material: Steel
Finish: Electrogalvanized



Part #	Description	
STS2346	2 1/2", 3 5/8", 4", 6" Wall Depth, 4", 4 11/16" Box	25 pc

STUD WALL

Stud Mounted Box Brackets


UNIVERSAL ELECTRICAL BOX BRACKET

- Can be pre-fabricated prior to attaching box to the bracket
- Box locking tabs securely lock electrical boxes in place to prevent disassembly during shipment
- Mounts electrical boxes
- Mounts plaster rings for low voltage applications
- Easily identify mounting orientation of electrical boxes
- Feet on the far-side supports help prevent damage to the drywall
- Can be mounted to stud on all four sides
- Designed with two far-side supports for added stability
- Allows any box size to be used



Material: Steel
Finish: Pregalvanized




Part #	Description	
TEB23	2 1/2", 3 5/8" Wall Depth	50 pc
TEB4	4" Wall Depth	50 pc

Octagonal keyholes for 4" boxes, round keyholes for 4-11/16" boxes.

"MOUNTS ELECTRICAL BOXES" BRACKET

- Design simplifies handling, reduces inventory and saves space
- Requires only a screw gun to install
- V-notched on center allows for consistent positioning
- Built-in support legs reduce box movement
- Can be used with EMT; ideal for flexible conduit, MC/AC or non-metallic sheathed cable
- Can be pre-assembled in the shop to allow for greater efficiency at the job site
- Plaster rings can be mounted separately eliminating the need for an electrical box for low-voltage applications
- MP Series brackets can be attached in-line to the MEB1 for low voltage applications
- Mounts on either side of stud without need to reposition box



Material: Steel
Finish: Pregalvanized



Part #	Description	
MEB1	2 1/2", 3 1/2", 4" Wall Depth	25 pc

STUD WALL

Stud Mounted Box Brackets


C SERIES ELECTRICAL BOX BRACKET TO STUD

- Replaces H-Brackets with improved design
- Thicker steel to significantly increase rigidity and help prevent box movement and trim out issues
- Works with both standard and adjustable single and double gang mud rings
- Mounts plaster rings for low voltage applications
- Additional bend points on C4 and C6 brackets for greater versatility




Material: Steel
Finish: Pregalvanized



Part #	Description	
C23	2 1/2", 3 5/8" Wall Depth, 3.51"	100 pc
C4	2 1/2", 3 5/8", 4" Wall Depth, 3.89"	100 pc
C6	2 1/2", 3 5/8", 5 1/2", 6" Wall Depth, 5.89"	50 pc


ELECTRICAL BOX BRACKET TO STUD

- Easily attaches 4" and 4 11/16" outlet boxes to metal or wood studs
- Support leg reduces movement of box in wall
- Offset design and use of SMS8 low profile self-tapping screws (not included) reduce dry wall bulge



Material: Steel
Finish: Pregalvanized



Part #	Description	
H23	2 1/2", 3 5/8" Wall Depth	100 pc
H4	2 1/2", 3 5/8", 4" Wall Depth	100 pc
H6	2 1/2", 3 5/8", 5 1/2", 6" Wall Depth	50 pc

STUD WALL

Stud Mounted Box Brackets

SCREW-ON BOX SUPPORT

- Permits positioning of metal electrical box anywhere on metal or wood stud, regardless of stud size
- Securely held in place with screws



Material: Spring Steel
Finish: nVent CADDY Armour



Part #	Description	
350	4", 4 11/16" Box	100 pc

MSF SNAP-ON BOX SUPPORT

- Spring steel for press-on attachment
- Center hole assists in consistent alignment, exact positioning and screw attachment
- Requires hammer to attach clip to box



Material: Spring Steel
Finish: nVent CADDY Armour



Part #	Description	
MSF	MSF Snap-On Box Support	100 pc


ADJUSTABLE DEPTH SNAP-ON SWITCH BOX SUPPORT

- Allows the switch box to protrude through any size drywall
- Fits most drywall studding



Material: Spring Steel
Finish: nVent CADDY Armour



Part #	Description	
MFS	1 3/8"-1 1/2" x 1/4"-3/4"	100 pc

STUD WALL

Stud Mounted Switch Box Brackets


FIXED DEPTH SNAP-ON SWITCH BOX SUPPORT

- Allows the switch box to protrude through any size drywall
- Fits most drywall studding



Material: Spring Steel
Finish: nVent CADDY Armour



Part #	Description	
MF250	1/4" Drywall	100 pc
MF375	3/8" Drywall	100 pc
MF500	1/2" Drywall	100 pc
MF625	5/8" Drywall	100 pc
MF750	3/4" Drywall	100 pc
MFO	Fixed Depth Snap-On Switch Box Support	100 pc

When attaching flush to stud face, use part MFO.

MC/AC AND NON-METALLIC SHEATHED CABLE SUPPORT

- Effectively supports non-metallic sheathed and MC/AC cables
- Secures cables 1-1/4" from the face of the stud
- Flared edges prevent damage to the cable jacket
- Holds up to four MC/AC cables or four 12-3 non-metallic sheathed cables with ground
- Unique "stop-bend" design helps prevent cables from being installed too far from face of stud



Material: Steel
Finish: Pregalvanized




Part #	Description	
CER4	MC/AC and Non-Metallic Sheathed Cable Support	100 pc

Cable Size	MC/AC 14-2 w/ground	MC/AC 12-3 w/ground	MC/AC 12-4 through 10-4	MC/AC single cables up to 6-3 stranded	Non-metallic sheathed cables up to 12-3 w/ground
# of Cables	4	3	2	1	4

STUD WALL
Cable/Conduit to Stud


“COLORADO JIM” CABLE SUPPORT

- Easy-to-use locking tab
- Cable locating ribs to maintain cable separation
- Flared edges for cable protection
- NEC® 300.4D applicable
- For wood or metal stud



Material: Steel
Finish: Pregalvanized



Part #	Description	
CJ6	“Colorado Jim” Cable Support	100 pc
CJ6IN (Canada)	“Colorado Jim” Cable Support	100 pc

“COLORADO JIM” CABLE SUPPORT WITH STANDOFF

- Easy-to-use locking tab
- Cable locating ribs to maintain cable separation
- Flared edges for cable protection
- NEC® 300.4D applicable
- AC or Flexible Cable to Furring strip and hat channel



Material: Steel
Finish: Pregalvanized



Part #	Description	
CJ6S	“Colorado Jim” Cable Support with Standoff	100 pc

Part #	Cable Type	Cable Size	Cables Per Fastener
CJ6 to Wood	Non-Metallic	14-2, 12-2, 10-2, 14-3, 12-3 and 10-3 w/ground	Max 6
		8-2 and 6-2 w/ground	Max 4
CJ6 to Metal Stud	Metal Clad (MC)	14-2, 12-2, 10-2, 14-3, 12-3, 10-3, 14-4, 12-4 and 10-4 w/ground	Max 4
CJ6S to Furring Strip and Hat Channel	Armored Cable (AC)	14-4, 12-2, 10-2, 8-2, 14-3, 12-3, 10-3, 14-4, 12-4 and 10-4 w/ground	Max 4
	Flexible Conduit (BX)	5/16", 3/8"	Max 4
CJ6IN to Metal Stud (Canada only)	Non-Metallic Sheathed Cable	14-2, 12-2, 10-2, 14-3, 12-3 and 10-3 w/ground	Max 4

STUD WALL

Cable/Conduit to Stud


CS812 CABLE/CONDUIT TO STUD ATTACHMENT

- Accommodates EMT conduit and MC/AC cable
- Easily locate the fastener on the stud, keeping your conduit in line with box knock out and H-series brackets
- For wood or metal stud
- Eliminates offset bending of conduit
- Compliant with NEC® Article 358.30(A), which requires conduit support within 36" of an electrical box
- Compliant with CEC Rule 12-1404, which requires conduit support within 1 m of an electrical box
- Compliant with CEC Rule 12-618, which requires support of armoured cable within 300 mm (12") of an electrical box



Material: Spring Steel
Finish: nVent CADDY Armour



Part #	Description	
CS16	1" EMT, 2 1/8" Box Depth	100 pc
CS812	1/2", 3/4" EMT, 1 1/2" Box Depth	100 pc
CS812D	1/2", 3/4" EMT, 2 1/8" Box Depth	100 pc


CABLE SUPPORT TO STUD

- Provides secure support of NMC or MC/AC to metal/wood stud in seconds
- One fastener, four applications
- Delivers compliance with NEC® 300.4(d), CEC 12-618 and CEC 12-510
- No installation tools required



Material: Spring Steel
Finish: nVent CADDY Armour




Part #	Description	
FXC20	7/16"-9/16" OD, 14-2 to 12-3 MC/AC, 14-2 to 12-3 NM	100 pc

STUD WALL

Cable/Conduit to Stud

MC/AC CABLE TO STUD CLIP

- Manufactured with stabilizer legs for virtually “wobble-free” support
- Snaps into place on metal stud and beam flange
- No tools required for installation
- Pre-punched holes in clip allow it to be screwed to wood stud, concrete or block
- Compliant with NEC® Article 300.4(d), allowing cable to be positioned a minimum of 1-1/4” from face of stud
- Compliant with CEC Rule 12-618 for support of MC/AC cable
- Factory riveted assemblies are available for installation on flange, purlin, acoustical tee, drop wire, concrete, block or wood and metal stud
- MAC2 snaps in half to accommodate single run of cable effectively making two clips from one



Material: Spring Steel
Finish: nVent CADDY Armour



Part #	Description	
MAC2	1/8" Max Flange, 14-2 to 10-3 MC/AC	100 pc

Assemblies allow for support from most main and substructures.

MC/AC DOUBLE CABLE TO STUD CLIP

- Manufactured with stabilizer legs for virtually “wobble-free” support
- No tools required for installation
- Compliant with NEC® Article 300.4(d), allowing cable to be positioned a minimum of 1-1/4” from face of stud
- Compliant with CEC Rule 12-618 for support of MC/AC cable



Material: Spring Steel
Finish: nVent CADDY Armour



Part #	Description	
MAC2T	14-2 to 10-3 MC/AC	100 pc

Assemblies allow for support from most main and substructures.

STUD WALL

Cable/Conduit to Stud

MC/AC CABLE TO METAL STUD CLIP

- Easily attaches MC or AC to metal stud
- No tools required for installation
- Provides fast installation




Material: Spring Steel
Finish: nVent CADDY Armour



Part #	Description	
449	14-2 to 12-3 MC/AC	100 pc


350-M CONDUIT TO STUD ATTACHMENT

- Permits positioning of conduit anywhere on metal or wood stud, regardless of stud size
- Securely held in place with screws



Material: Spring Steel
Finish: nVent CADDY Armour



Part #	Description		Certification
350812M	1/2", 3/4" EMT, 0.709"–1.181" OD	100 pc	cULus
35016M	1" EMT, 1.181"–1.378" OD	100 pc	

STUD WALL

Cable/Conduit to Stud

350-P CONDUIT TO STUD ATTACHMENT

- Permits positioning of conduit anywhere on metal or wood stud, regardless of stud size
- Securely held in place with screws



Material: Spring Steel
Finish: nVent CADDY Armour

Part #	Description	
3508P	1/2" EMT, 0.709" Min, 0.866" Max, 0.706" Nom OD	100 pc
35012P	3/4" EMT, 0.866" Min, 1.181" Max, 0.922" Nom OD	100 pc
35016P	1" EMT, 1.181" Min, 1.378" Max, 1.163" Nom OD	100 pc


MF-M CONDUIT TO STUD ATTACHMENT

- Easily snaps onto stud
- Snap-close conduit support
- Fasten to stud with screw for additional support



Material: Spring Steel
Finish: nVent CADDY Armour



Part #	Description		Certification
16MF	1" EMT	100 pc	cULus
20MF	1 1/4" EMT	50 pc	
6MF	3/8" Flexible, 14-2 to 12-3 MC/AC	100 pc	cULus
812MF	1/2", 3/4" EMT, 0.709"–1.181" OD	100 pc	cULus

STUD WALL


Cable/Conduit to Stud

MF-P CONDUIT TO STUD ATTACHMENT

- Easily snaps onto stud
- Push-in conduit support
- Fasten to stud with screw for additional support



Material: Spring Steel
Finish: nVent CADDY Armour

Part #	Description	
8PF	1/2" EMT, 0.709"–0.866" OD	100 pc
12PF	3/4" EMT, 0.866"–1.181" OD	100 pc
16PF	1" EMT, 1.181"–1.378" OD	100 pc


MFI CONDUIT TO STUD ATTACHMENT

- Thread impression provides means to attach any size conduit clip
- Easily snaps onto stud
- Fasten to stud with screw for additional support



Material: Spring Steel
Finish: nVent CADDY Armour





Part #	Description	
MFI	1/4" Hole	100 pc


STUD WALL
Cable/Conduit to Stud

CABLE GRIPPER

- Attaches to existing holes in metal studs without tools or with Metal Stud Punch (MSP20)
- Delivers compliance with NEC® 300.4(d), CEC 12-510 and CEC 12-516
- Installs easily to metal and wood studs
- Provides secure installation of multiple cables with unique locking/ unlocking system
- Staples, nails or screws to wood stud
- Supports four NMC or eight 4-pair UTP, Category 5 and higher (electrical and datacomm cannot be combined)



Material: Polypropylene
Finish: Plain

Part #	Description	
CG4	Cable Gripper	100 pc

DEVICE LEVELER AND RETAINER

- Use for oversize drywall openings
- Helps prevent broken cover plates
- Helps prevent device from being pushed back in wall
- Makes floating device rigid



Material: Steel
Finish: Plain



Part #	Description	
RLC	Device Leveler and Retainer	100 pc

STUD WALL


Floor Mounted Box Supports

FOOTED BOX SUPPORT

- Supports electrical boxes from floor or concrete forms
- Slot provides for 8" (203 mm) height adjustment
- Use with Multiple Conduit Support for conduits in concrete pours



Material: Steel
Finish: Pregalvanized

Part #	Description	
FBS12	12" Above Floor	50 pc
FBS16	16" Above Floor	50 pc
FBS18	18" Above Floor	50 pc

FMBS1824 FLOOR MOUNTED BOX SUPPORT

- Meets ADA (Americans with Disabilities Act) accessibility Guidelines Standards; 15" height minimum for "forward reach" from a wheelchair
- Quick, easy and efficient compliance to construction requirements
- Mounts inside (use mounting tabs) or under floor track
- Versatile positioning - independent of wall stud location
- Built-in far-side back support
- Reduces stocking different size brackets
- Accommodates additional brackets for multiple box and device mounting
- Mounts plaster rings for low voltage applications



Material: Steel
Finish: Pregalvanized



Part #	Description	
FMBS1824	FMBS1824 Floor Mounted Box Support	10 pc

STUD WALL
Floor Mounted Box Supports


FMBS18 FLOOR MOUNTED BOX SUPPORT

- Meets ADA (Americans with Disabilities Act) accessibility Guidelines Standards; 15" height minimum for "forward reach" from a wheelchair
- Quick, easy and efficient compliance to construction requirements
- Mounts inside (use mounting tabs) or under floor track
- Versatile positioning - independent of wall stud location
- Built-in far-side back support
- Reduces stocking different size brackets
- Accommodates additional brackets for multiple box and device mounting
- Mounts plaster rings for low voltage applications



Material: Steel
Finish: Pregalvanized



Part #	Description	
FMBS18	18 1/2" Above Floor	25 pc

SNAP-ON NAIL PLATE

- Protects electrical and mechanical installation through studs
- For wood and metal studs
- Press-on installation
- No tools required
- Breakable tabs permit multiple plates to be ganged together
- Holes on legs and surface of plate are provided to secure with nail or screw



Material: Steel
Finish: nVent CADDY Armour




Part #	Description	
304B2	3 1/8" x 1 1/2"	100 pc

STUD WALL

Old Work Box Mounts

DSI OLD WORK BOX MOUNT

- One-piece, break-apart design is easy to handle
- Works on drywall, lath and plaster; only a drywall saw required



Material: Steel
Finish: Pregalvanized



Part #	Description	
DSI2A	1/4"–1 1/2" Drywall	100 pc

SNAP TO STUD TELESCOPING SCREW GUN BOX BRACKET

- Snap to stud function makes installation fast and easy, saving time and increasing productivity
- Self-leveling feature ensures the bracket is always square to the stud, for a consistent and professional installation
- Pre-configured for 2-1/8" deep boxes and only a simple adjustment needed for 1-1/2" deep boxes
- Can mount multiple boxes
- Requires only two screws to install



Material: Steel
Finish: Pregalvanized




Part #	Description	
TSGB1624S	Snap to Stud Telescoping Screw Gun Box Bracket	50 pc

STUD WALL

Screw Gun Brackets and Accessories


TELESCOPING SCREW GUN BOX BRACKET

- Can mount multiple boxes
- Notched and marked for easy identification and bending
- Improved design with stamped inch markings and pilot holes accelerates precise box conduit mounting between studs
- Pilot holes allow easy box attachment with a screwdriver
- Requires only a screw gun to install
- Can be mounted to face or inside of stud
- Adjustable for non-standard stud spacing
- Interlocking tab prevents accidental disassembly
- Unique, one-piece, break apart design
- Reduces movement of the box when used with flexible conduit, ENT, MC, AC or non-metallic sheathed cable



Material: Steel
Finish: Pregalvanized



Part #	Description	
TSGB16	11"–18" Stud Spacing, 1 1/2", 2 1/8" Box Depth	50 pc
TSGB1624	15 3/4"–25" Stud Spacing, 1 1/2", 2 1/8", 2 1/2" Box Depth	50 pc
TSGB24	17"–26" Stud Spacing, 1 1/2", 2 1/8", 2 1/2" Box Depth	50 pc


SCREW GUN BRACKET

- Can be pre-assembled by the contractor to allow for greater productivity at the job site
- Pre-set for studs widths



Material: Steel
Finish: Plain



Part #	Description	
SGB16A	16" Stud Spacing	50 pc
SGB24A	24" Stud Spacing	50 pc

STUD WALL

Screw Gun Brackets and Accessories


NVENT CADDY GLIDER ELECTRICAL BOX ATTACHMENT

- Attaches electrical boxes to the TSGB with a single screw, without tools and without need for disassembly
- Allows closer installation of multiple boxes between or against the studs
- Allows for easy repositioning of electrical boxes
- Ideal for pre-fab assemblies



Finish: nVent CADDY Armour



Part #	Description	
TSGLDR1	Material: Spring Steel; #10 Hole	100 pc
TSGLDR1TC (CANADA)	Material: Steel; #10 Hole	100 pc

MULTIPLE CONDUIT SUPPORT

- Use with screw gun brackets to support conduit between studs
- Use with Footed Box Support for conduits in concrete pours
- Eliminates offset bending of conduit



Material: Steel

Finish: Pregalvanized


Part #	Description	
CCS812	1/2", 3/4" EMT, 1/2" Rigid	100 pc

STUD WALL

Screw Gun Brackets and Accessories


ELECTRICAL BOX MOUNTING STRAP

- Can be used as a height gauge for box center lines of 12", 15" or 18"
- Pre-punched holes provide easy screw insertion
- Keyholes allow simple premounting and installation of screws
- Replaces multiple SKUs compared to competitor products
- Marked centerline for 16" and 24" stud spacing
- Ideal for use with TEB23 and CER4 for box mounting
- Works with TSRBS1625 as a floor mounted box support



Material: Steel
Finish: Pregalvanized




Part #	Description	
TEBS1624	24" Max Stud Spacing	50 pc

SMS8 SELF-DRILLING AND TAPPING SCREW

- Suitable for screw gun use
- Thin "wafer-head" type



Material: Steel
Finish: Electrogalvanized

Part #	Description	
SMS8	#8 Screw, 1/2" Screw	1,000 pc

STUD WALL

Screw Gun Brackets and Accessories


T-BOLT FOR TELESCOPING SCREW GUN BOX BRACKET

- Provides fast universal attachment of hardware to the Telescoping Screw Gun Box Bracket
- Easy to relocate on the Telescoping Screw Gun Box Bracket to accommodate changes




Material: Steel

Finish: Electrogalvanized

Part #	Description	
SGFIX0380100EG	3/8" Screw	100 pc


THROUGH STUD CABLE/CONDUIT CLIP

- Eliminates conduit rattling
- Provides a quick means of support for horizontal runs of Rigid, EMT, MC/AC or ENT through metal stud
- One-piece spring steel design snaps onto stud



Material: Spring Steel

Finish: nVent CADDY Armour

Part #	Description	
459	0.433"–0.535" OD, 14-2 to 12-3 MC/AC	100 pc
AR812	0.7"–0.925" OD, 1/2", 3/4" EMT, 1/2" Rigid, 5/8", 3/4" Copper Tube	100 pc

STUD WALL


Through Stud Cable/Conduit Supports

EASY SNAP GROMMET

- Provides 360° protection for cable, conduit, plumbing and fire sprinkler plumbing in metal studs
- Snap one grommet into standard 1-11/32" field punched hole, or snap two together into any shape factory-punched hole
- Grommet can be split for use on pre-existing installations



Material: Polyethylene

Part #	Description	
ESG1	1.315" OD	100 pc
ESG1M	1.315" OD	1,000 pc

EASY SNAP GROMMET WITH ANTI-RATTLE PROTECTION

- Provides anti-rattle protection
- Snap one grommet into standard 1-11/32" field punched hole, or snap two together into any shape factory-punched hole
- Grommet can be split for use on pre-existing installations




Material: Polyethylene


Part #	Description	
ESGP	1" Max Copper Tube, 1/2", 3/4" EMT, 1/2", 3/4" Rigid/Pipe	100 pc

EASY SNAP GROMMET FOR FACTORY PUNCHED HOLES

- Snap grommet into a factory punched hole of any shape
- Provides anti-rattle protection
- Provides 360° protection of conduit, plumbing and fire sprinkler plumbing in metal studs



Material: Polyethylene

Part #	Description	
ESGFP	1" Max Copper Tube, 1/2", 3/4", 1" EMT, 1/2", 3/4", 1" Rigid/Pipe	100 pc

STUD WALL

Through Stud Cable/Conduit Supports

MSP20 METAL STUD PUNCH FOR EASY SNAP GROMMET

- Punches standard sized holes in metal studs
- Easy Snap Grommet snaps easily into punched hole
- Cushioned handles mean less operator fatigue and more comfortable handling
- Tool design with offset handles allows punch to work in confined locations and near perpendicular walls
- Lightweight punch makes accurate location of holes easier
- Hardened steel components keep tool sharp longer – less replacement



Material: Steel

Part #	Description	
MSP20	MSP20 Metal Stud Punch for Easy Snap Grommet	1 pc

REPLACEMENT PUNCH FOR MSP20 METAL STUD PUNCH

Material: Steel

Part #	Description	
CPR25	Replacement Punch for MSP20 Metal Stud Punch	1 pc

ANTI-RATTLE SUPPORT

- Permits EMT, MC and AC to be pulled through metal stud
- Requires a self-tapping screw to install



Material: Steel
Finish: Plain



Part #	Description	
781	Anti-Rattle Support	100 pc

STUD WALL

Through Stud Cable/Conduit Supports


FB-M THROUGH STUD CABLE/CONDUIT CLAMP

- Eliminates conduit rattling
- Provides a quick means of support for horizontal runs of Rigid, EMT, MC/AC or ENT through metal stud
- Installs with screw gun



Material: Spring Steel
Finish: nVent CADDY Armour




Part #	Description	
FB812M	1/2", 3/4" EMT, 1/2", 3/4" Rigid	100 pc
FB6M	14-2 to 12-3 MC/AC, 3/8" Flexible	100 pc

FB-P THROUGH STUD CONDUIT CLAMP

- Eliminates conduit rattling
- Provides a quick means of support for horizontal runs of Rigid, EMT, MC/AC or ENT through metal stud
- Installs with screw gun



Material: Spring Steel
Finish: nVent CADDY Armour

Part #	Description	
FB8P	1/2" EMT	100 pc
FB12P	3/4" EMT	100 pc


STUD WALL

nVent CADDY Prefab Solutions

CADDY Prefab Solutions configures electrical assemblies and delivers them on time to the job site, enabling an efficient, seamless installation. Through a manufactured wiring solution that incorporates needed accessories, our process can incorporate last-minute design changes while eliminating on-site storage requirements and minimizing the risk of theft.

Customers experience benefits of labor savings and improved material management, while the flexible engineering and manufacturing methodologies of CADDY Prefab Solutions help to reduce lead times and improve schedule attainment.

The organization was founded by experienced electrical contractors who work daily with our customers to deliver customized, quality systems. Our team is proud to serve as a trusted partner for contractors who strive to efficiently meet tight budgets and construction schedules for a variety of commercial projects.

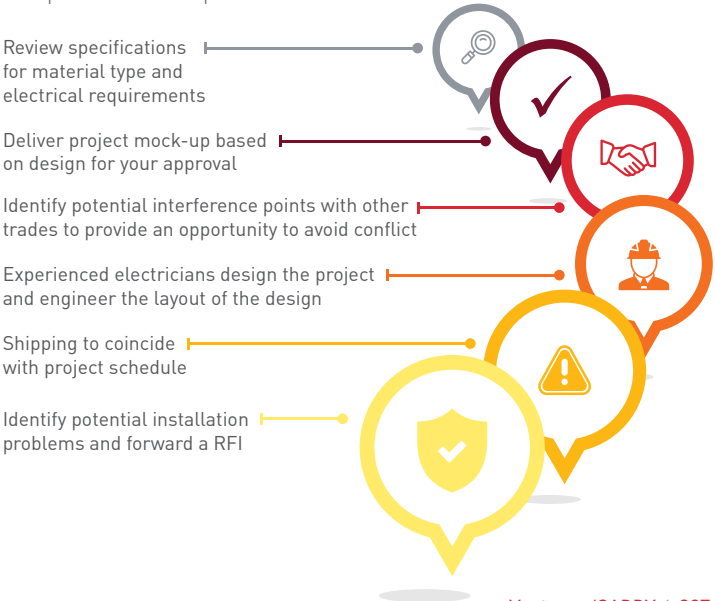


Developed by Electricians for Electricians.

Reduce Labor Cost - Improve Material Management - Stay On Schedule

Our Process

From start to finish, our process ensures that CADDY Prefab Solutions are manufactured in an efficient manner and utilize innovative CADDY components for a superior installation.



STUD WALL

nVent CADDY Prefab Solutions

Our Impact

Our solutions give contractors the ability to better control their overall project costs, improve material management and meet the challenging schedule demands in today's construction environment. CADDY Prefab Solutions are developed by electricians for electricians.

See our impact and learn the nVent CADDY difference below.

1

PROJECT COST SAVINGS

Solution is 90% complete when the system arrives. Delivery is direct to the job site, as product is needed.

2

LOWER INSTALLATION SKILL LEVEL REQUIRED

Keep experienced staff where they belong: working on more technical tasks.

3

ELIMINATION OF SPOT BUYING

Everything is preassembled and shipped complete, eliminating lost or missing items during install.

4

MATERIAL MANAGEMENT

Material purchasing and tracking is reduced to one supplier and is limited to releasing product as the schedule requires.

The CADDY Prefab Difference

DESIGN

Design services are standard with every project.

CONSULT

Every project is assigned a design engineer. We've got you covered from start to finish.

ADVISE

Our design engineers are highly skilled electricians with decades of field experience.

PROTECT

Everything we build is UL listed, including the system itself.

DELIVER

We deliver direct to job site as product is needed, reducing waste.

TRUST


We've been in business for over a decade and work to make your job easier.

STUD WALL

nVent CADDY Prefab Solutions

Developed by Electricians for Electricians

CADDY Prefab Solutions designs and manufactures UL Listed, prefabricated branch wiring systems and delivers those systems direct to the electrical contractor. Our system gives contractors the ability to better control their labor cost, improve material management and meet the challenging schedule demands in today's construction environment.



BOX EXTENDER

- Ability to level devices after drywall is installed.



OPEN-BACK DESIGN


- Patented Open Back Box design provides superior accessibility for wiring when devices are installed in prefab assemblies increasing installation efficiency and quality of workmanship.



KICK-IN

- Our kick-in fastener provides consistent device heights.
- Assembled to various heights.

STUD WALL
nVent CADDY Prefab Solutions



SB

- Superior rigidity.
- Multiple box solution in one assembly.
- Adjustable box location prior to final install.



**ALL-IN-ONE SOLUTION WITH
ADJUSTABLE MUD-RING**

- Prefab assemblies available with CADDY ALL-IN-ONE solutions
- Adjustable mudrings available to fit various wall thicknesses




PANEL DESIGN

- Fully prefabricated load centers available upon request.



Datacom / Low Voltage



Cable Capacity			CAT 5e	CAT 6	CAT 6A	CAT 7 (SFTP)	Fiber Optic (plenum)
			(5.2 mm 0.21")	(5.9 mm 0.23")	(7.5 mm 0.30")	(7.4 mm 0.29")	(5.1 mm 0.20")
			Bend Radius Requirement*				
			4xø	4xø	4xø	4xø	10 - 15xø
Part #	Area (in²)	Area (mm²)	Cable Capacity				
CAT12	0.60	387	16	10	–	–	–
CAT16HP	1.07	690	20	15	10	10	20
CAT21HP	2.29	1,477	50	40	25	25	50
CAT32HP	3.97	2,561	90	60	35	35	90
CAT48HP	9.26	5,974	200	150	80	80	200
CAT64HP	15.48	9,987	330	220	140	140	330
CAT100CM	2 x 1.58	2 x 1,019	70	50	30	30	70
CAT200CM	21	13,548	450	350	215	215	450
CAT300CM	32	20,645	700	525	325	325	700
CAT425	20.43	13,181	425	325	210	210	425
CAT600	3.14	2,026	70	50	30	30	70
CATCR50	2.67	1,723	50	36	–	–	–

* Verify bend radius requirements with cable manufacturer.
Non-continuous supports may not exceed spacing of 5' (1.5 m) per TIA 569-C.9.7.
Cable capacity is calculated based on a 70% fill rate.

DATAKOM/LOW VOLTAGE
Cable Support Systems

NVENT CADDY CAT HP J-HOOK

- Provides optimal support for high-performance data cable, up to and including Cat 5e, Cat 6, Cat 6A, Cat 7 and fiber optic
- Rounded edges on J-Hooks provide proper bend radius support for high performance data cables
- Multiple color options aid in the identification and organization of the pathway application
- Provides superior fill capacity and load rating over most other non-continuous cable support alternatives
- Compliant with UL® 2043 and suitable for use in air handling (plenum) spaces
- Tested according to DIN 4102-12
- Complies with EN 50174-2
- Meets ISO®/IEC 14763-2, ANSI®/TIA 568 and ANSI®/TIA 569



Material: Steel


Part #	Daimeter Ø	Cable Capacity			<div>F</div> <div>↓</div>	<div><div></div></div>
		Cat 5e	Cat 6	Cat 6A		
Finish: Pregalvanized						
CAT16HP	1"	20	15	10	60 lb	50 pc
CAT21HP	1 5/16"	50	40	25	60 lb	50 pc
CAT32HP	2"	90	60	35	60 lb	50 pc
CAT48HP	3"	200	150	80	60 lb	25 pc
CAT64HP	4"	330	220	140	60 lb	25 pc
Finish: Pregalvanized, Painted – Color: Black						
CAT16HPBA	1"	20	15	10	60 lb	50 pc
CAT21HPBA	1 5/16"	50	40	25	60 lb	50 pc
CAT32HPBA	2"	90	60	35	60 lb	50 pc
CAT48HPBA	3"	200	150	80	60 lb	25 pc
CAT64HPBA	4"	330	220	140	60 lb	25 pc



J-Hooks are available pre-galvanized or painted to aid in the identification and organization of the pathway application

DATACOM/LOW VOLTAGE

Cable Support Systems

Part #	Diameter Ø	Cable Capacity			<div>F ↓</div>	<div></div>
		Cat 5e	Cat 6	Cat 6A		
Finish: Pregalvanized, Painted — Color: Blue						
CAT16HPBU	1"	20	15	10	60 lb	50 pc
CAT21HPBU	1 5/16"	50	40	25	60 lb	50 pc
CAT32HPBU	2"	90	60	35	60 lb	50 pc
CAT48HPBU	3"	200	150	80	60 lb	25 pc
CAT64HPBU	4"	330	220	140	60 lb	25 pc
Finish: Pregalvanized, Painted — Color: Green						
CAT16HPGR	1"	20	15	10	60 lb	50 pc
CAT21HPGR	1 5/16"	50	40	25	60 lb	50 pc
CAT32HPGR	2"	90	60	35	60 lb	50 pc
CAT48HPGR	3"	200	150	80	60 lb	25 pc
CAT64HPGR	4"	330	220	140	60 lb	25 pc
Finish: Pregalvanized, Painted — Color: Orange						
CAT16HPOR	1"	20	15	10	60 lb	50 pc
CAT21HPOR	1 5/16"	50	40	25	60 lb	50 pc
CAT32HPOR	2"	90	60	35	60 lb	50 pc
CAT48HPOR	3"	200	150	80	60 lb	25 pc
CAT64HPOR	4"	330	220	140	60 lb	25 pc
Finish: Pregalvanized, Painted — Color: Red						
CAT16HPRD	1"	20	15	10	60 lb	50 pc
CAT21HPRD	1 5/16"	50	40	25	60 lb	50 pc
CAT32HPRD	2"	90	60	35	60 lb	50 pc
CAT48HPRD	3"	200	150	80	60 lb	25 pc
CAT64HPRD	4"	330	220	140	60 lb	25 pc
Finish: Pregalvanized, Painted — Color: White						
CAT16HPWH	1"	20	15	10	60 lb	50 pc
CAT21HPWH	1 5/16"	50	40	25	60 lb	50 pc
CAT32HPWH	2"	90	60	35	60 lb	50 pc
CAT48HPWH	3"	200	150	80	60 lb	25 pc
CAT64HPWH	4"	330	220	140	60 lb	25 pc
Finish: Pregalvanized, Painted — Color: Yellow						
CAT16HPYL	1"	20	15	10	60 lb	50 pc
CAT21HPYL	1 5/16"	50	40	25	60 lb	50 pc
CAT32HPYL	2"	90	60	35	60 lb	50 pc
CAT48HPYL	3"	200	150	80	60 lb	25 pc
CAT64HPYL	4"	330	220	140	60 lb	25 pc

Non-continuous supports may not exceed spacing of 5' (1.5 m) per TIA 569-C.9.7 and EN 50174-2. Cable capacity is calculated based on a 70% fill rate.



CAT HP J-HOOK WITH BC200 BEAM CLAMP

- Easy installation to beam flanges
- Provides optimal support for high-performance data cable, up to and including Cat 5e, Cat 6, Cat 6A, Cat 7 and fiber optic
- Provides superior fill capacity and load rating over most other non-continuous cable support alternatives
- Rounded edges on J-Hooks provide proper bend radius support for high performance data cables
- Cost effective alternative to expensive cable tray
- Complies with EN 50174-2
- Meets ISO®/IEC 14763-2, ANSI®/TIA 568 and ANSI®/TIA 569



Material: Steel
 Finish: Pregalvanized, Electrogalvanized



Part #	Description		
CAT16HPBC200	1" dia, 1/2" Max Flange	60 lb	50 pc
CAT21HPBC200	1 5/16" dia, 1/2" Max Flange	60 lb	50 pc
CAT32HPBC200	2" dia, 1/2" Max Flange	60 lb	50 pc
CAT48HPBC200	3" dia, 1/2" Max Flange	60 lb	25 pc
CAT64HPBC200	4" dia, 1/2" Max Flange	60 lb	25 pc

Setscrew must be tightened and torqued onto the sloped side of the I-beam. Non-continuous supports may not exceed spacing of 5' (1.5 m) per TIA 569-C.9.7 and EN 50174-2. Cable capacity is calculated based on a 70% fill rate.

DATAKOM/LOW VOLTAGE
Cable Support Systems



CAT HP J-HOOK WITH BC200 BEAM CLAMP, SWIVEL

- Easy installation to beam flanges
- Rotates 360 degrees to support various directional runs of cable
- Provides optimal support for high-performance data cable, up to and including Cat 5e, Cat 6, Cat 6A, Cat 7 and fiber optic
- Provides superior fill capacity and load rating over most other non-continuous cable support alternatives
- Rounded edges on J-Hooks provide proper bend radius support for high performance data cables
- Cost effective alternative to expensive cable tray
- Complies with EN 50174-2
- Meets ISO®/IEC 14763-2, ANSI®/TIA 568 and ANSI®/TIA 569



Material: Steel
Finish: Pregalvanized, Electrogalvanized



Part #	Description		
CAT16HPBC200B	1" dia, 1/2" Max Flange	60 lb	50 pc
CAT21HPBC200B	1 5/16" dia, 1/2" Max Flange	60 lb	50 pc
CAT32HPBC200B	2" dia, 1/2" Max Flange	60 lb	50 pc
CAT48HPBC200B	3" dia, 1/2" Max Flange	60 lb	25 pc
CAT64HPBC200B	4" dia, 1/2" Max Flange	60 lb	25 pc

Setscrew must be tightened and torqued onto the sloped side of the I-beam. Non-continuous supports may not exceed spacing of 5' (1.5 m) per TIA 569-C.9.7 and EN 50174-2. Cable capacity is calculated based on a 70% fill rate.

DATACOM/LOW VOLTAGE
Cable Support Systems

CAT HP DOUBLE J-HOOK WITH BC200 BEAM CLAMP, SWIVEL

- Low-profile configuration providing double J-Hook capacity
- Easy installation to beam flanges
- Rotates 360 degrees to support various directional runs of cable
- Provides optimal support for high-performance data cable, up to and including Cat 5e, Cat 6, Cat 6A, Cat 7 and fiber optic
- Provides superior fill capacity and load rating over most other non-continuous cable support alternatives
- Rounded edges on J-Hooks provide proper bend radius support for high performance data cables
- Cost effective alternative to expensive cable tray
- Complies with EN 50174-2
- Meets ISO®/IEC 14763-2, ANSI®/TIA 568 and ANSI®/TIA 569



Material: Steel
Finish: Pregalvanized, Electrogalvanized

Part #	Description		
CAT21HPD1BC2	1 5/16" dia, 5 1/8"	100 lb	10 pc
CAT32HPD1BC2	2" dia, 6 1/2"	100 lb	10 pc
CAT48HPD1BC2	3" dia, 8 1/2"	100 lb	10 pc
CAT64HPD1BC2	4" dia, 10 1/2"	100 lb	10 pc

Static load limit of each J-Hook is 60 lb (270 N).Setscrew must be tightened and torqued onto the sloped side of the I-beam. Non-continuous supports may not exceed spacing of 5' (1.5 m) per TIA 569-C.9.7 and EN 50174-2.

DATA/COM/LOW VOLTAGE **Cable Support Systems**



CAT HP J-HOOK WITH BC BEAM CLAMP

- Easy installation to beam flanges
- Provides optimal support for high-performance data cable, up to and including Cat 5e, Cat 6, Cat 6A, Cat 7 and fiber optic
- Provides superior fill capacity and load rating over most other non-continuous cable support alternatives
- Rounded edges on J-Hooks provide proper bend radius support for high performance data cables
- Cost effective alternative to expensive cable tray
- Complies with EN 50174-2
- Meets ISO®/IEC 14763-2, ANSI®/TIA 568 and ANSI®/TIA 569



Material: Steel, Spring Steel
 Finish: Pregalvanized, nVent CADDY Armour



Part #	Description		
CAT16HPBC	1" dia, 1/2" Max Flange	60 lb	50 pc
CAT21HPBC	1 5/16" dia, 1/2" Max Flange	60 lb	50 pc
CAT32HPBC	2" dia, 1/2" Max Flange	60 lb	50 pc
CAT48HPBC	3" dia, 1/2" Max Flange	60 lb	25 pc
CAT64HPBC	4" dia, 1/2" Max Flange	60 lb	25 pc

Non-continuous supports may not exceed spacing of 5' (1.5 m) per TIA 569-C.9.7 and EN 50174-2. Cable capacity is calculated based on a 70% fill rate.



CAT HP J-HOOK WITH BC BEAM CLAMP, SWIVEL

- Easy installation to beam flanges
- Rotates 360 degrees to support various directional runs of cable
- Provides optimal support for high-performance data cable, up to and including Cat 5e, Cat 6, Cat 6A, Cat 7 and fiber optic
- Provides superior fill capacity and load rating over most other non-continuous cable support alternatives
- Rounded edges on J-Hooks provide proper bend radius support for high performance data cables
- Cost effective alternative to expensive cable tray
- Complies with EN 50174-2
- Meets ISO®/IEC 14763-2, ANSI®/TIA 568 and ANSI®/TIA 569



Material: Steel, Spring Steel
 Finish: Pregalvanized, nVent CADDY Armour



Part #	Description		
CAT16HPBCB	1" dia, 1/2" Max Flange	60 lb	50 pc
CAT21HPBCB	1 5/16" dia, 1/2" Max Flange	60 lb	50 pc
CAT32HPBCB	2" dia, 1/2" Max Flange	60 lb	50 pc
CAT48HPBCB	3" dia, 1/2" Max Flange	60 lb	25 pc
CAT64HPBCB	4" dia, 1/2" Max Flange	60 lb	25 pc

Non-continuous supports may not exceed spacing of 5' (1.5 m) per TIA 569-C.9.7 and EN 50174-2. Cable capacity is calculated based on a 70% fill rate.



CAT HP J-HOOK WITH BC26 BEAM CLAMP

- Easy installation to beam flanges
- Provides optimal support for high-performance data cable, up to and including Cat 5e, Cat 6, Cat 6A, Cat 7 and fiber optic
- Provides superior fill capacity and load rating over most other non-continuous cable support alternatives
- Rounded edges on J-Hooks provide proper bend radius support for high performance data cables
- Cost effective alternative to expensive cable tray
- Complies with EN 50174-2
- Meets ISO®/IEC 14763-2, ANSI®/TIA 568 and ANSI®/TIA 569



Material: Steel, Cast Iron
Finish: Pregalvanized, Electrogalvanized



Part #	Description		
CAT16HPBC26	1" dia, 13/16" Max Flange	60 lb	50 pc
CAT21HPBC26	1 5/16" dia, 13/16" Max Flange	60 lb	50 pc
CAT32HPBC26	2" dia, 13/16" Max Flange	60 lb	50 pc
CAT48HPBC26	3" dia, 13/16" Max Flange	60 lb	25 pc
CAT64HPBC26	4" dia, 13/16" Max Flange	60 lb	25 pc

Non-continuous supports may not exceed spacing of 5' (1.5 m) per TIA 569-C.9.7 and EN 50174-2. Cable capacity is calculated based on a 70% fill rate.

DATA/COM/LOW VOLTAGE
Cable Support Systems



CAT HP J-HOOK WITH HAMMER-ON FLANGE CLIP

- Requires only a hammer to install
- Provides optimal support for high-performance data cable, up to and including Cat 5e, Cat 6, Cat 6A, Cat 7 and fiber optic
- Provides superior fill capacity and load rating over most other non-continuous cable support alternatives
- Rounded edges on J-Hooks provide proper bend radius support for high performance data cables
- Cost effective alternative to expensive cable tray
- Complies with EN 50174-2
- Meets ISO®/IEC 14763-2, ANSI®/TIA 568 and ANSI®/TIA 569



Material: Steel, Spring Steel
 Finish: Pregalvanized, nVent CADDY Armour



Part #	Description		
CAT16HP24SM	1" dia, 1/8"–1/4" Flange	60 lb	50 pc
CAT16HP58SM	1" dia, 5/16"–1/2" Flange	60 lb	50 pc
CAT16HP912SM	1" dia, 1/2"–3/4" Flange	60 lb	50 pc
CAT21HP24SM	1 5/16" dia, 1/8"–1/4" Flange	60 lb	50 pc
CAT21HP58SM	1 5/16" dia, 5/16"–1/2" Flange	60 lb	50 pc
CAT21HP912SM	1 5/16" dia, 1/2"–3/4" Flange	60 lb	50 pc
CAT32HP24SM	2" dia, 1/8"–1/4" Flange	60 lb	50 pc
CAT32HP58SM	2" dia, 5/16"–1/2" Flange	60 lb	50 pc
CAT32HP912SM	2" dia, 1/2"–3/4" Flange	60 lb	50 pc
CAT48HP24SM	3" dia, 1/8"–1/4" Flange	60 lb	25 pc
CAT48HP58SM	3" dia, 5/16"–1/2" Flange	60 lb	25 pc
CAT48HP912SM	3" dia, 1/2"–3/4" Flange	60 lb	25 pc
CAT64HP24SM	4" dia, 1/8"–1/4" Flange	60 lb	25 pc
CAT64HP58SM	4" dia, 5/16"–1/2" Flange	60 lb	25 pc
CAT64HP912SM	4" dia, 1/2"–3/4" Flange	60 lb	25 pc

Non-continuous supports may not exceed spacing of 5' (1.5 m) per TIA 569-C.9.7 and EN 50174-2. Cable capacity is calculated based on a 70% fill rate.

DATAKOM/LOW VOLTAGE Cable Support Systems

CAT HP J-HOOK WITH HAMMER-ON FLANGE CLIP, SWIVEL

- Requires only a hammer to install
- Rotates 360 degrees to support various directional runs of cable
- Provides optimal support for high-performance data cable, up to and including Cat 5e, Cat 6, Cat 6A, Cat 7 and fiber optic
- Provides superior fill capacity and load rating over most other non-continuous cable support alternatives
- Rounded edges on J-Hooks provide proper bend radius support for high performance data cables
- Cost effective alternative to expensive cable tray
- Complies with EN 50174-2
- Meets ISO®/IEC 14763-2, ANSI®/TIA 568 and ANSI®/TIA 569



Material: Steel, Spring Steel
Finish: Pregalvanized, nVent CADDY Armour



Part #	Description	F ↓	↓
CAT16HP24	1" dia, 1/8"–1/4" Flange	60 lb	50 pc
CAT16HP58	1" dia, 5/16"–1/2" Flange	60 lb	50 pc
CAT16HP912	1" dia, 1/2"–3/4" Flange	60 lb	50 pc
CAT21HP24	1 5/16" dia, 1/8"–1/4" Flange	60 lb	50 pc
CAT21HP58	1 5/16" dia, 5/16"–1/2" Flange	60 lb	50 pc
CAT21HP912	1 5/16" dia, 1/2"–3/4" Flange	60 lb	50 pc
CAT32HP24	2" dia, 1/8"–1/4" Flange	60 lb	50 pc
CAT32HP58	2" dia, 5/16"–1/2" Flange	60 lb	50 pc
CAT32HP912	2" dia, 1/2"–3/4" Flange	60 lb	50 pc
CAT48HP24	3" dia, 1/8"–1/4" Flange	60 lb	25 pc
CAT48HP58	3" dia, 5/16"–1/2" Flange	60 lb	25 pc
CAT48HP912	3" dia, 1/2"–3/4" Flange	60 lb	25 pc
CAT64HP24	4" dia, 1/8"–1/4" Flange	60 lb	25 pc
CAT64HP58	4" dia, 5/16"–1/2" Flange	60 lb	25 pc
CAT64HP912	4" dia, 1/2"–3/4" Flange	60 lb	25 pc

Non-continuous supports may not exceed spacing of 5' (1.5 m) per TIA 569-C.9.7 and EN 50174-2. Cable capacity is calculated based on a 70% fill rate.



DATA/COM/LOW VOLTAGE
Cable Support Systems

CAT HP DOUBLE J-HOOK WITH HAMMER-ON FLANGE CLIP, SWIVEL

- Low-profile configuration providing double J-Hook capacity
- Requires only a hammer to install
- Rotates 360 degrees to support various directional runs of cable
- Provides optimal support for high-performance data cable, up to and including Cat 5e, Cat 6, Cat 6A, Cat 7 and fiber optic
- Provides superior fill capacity and load rating over most other non-continuous cable support alternatives
- Rounded edges on J-Hooks provide proper bend radius support for high performance data cables
- Cost effective alternative to expensive cable tray
- Complies with EN 50174-2
- Meets ISO®/IEC 14763-2, ANSI®/TIA 568 and ANSI®/TIA 569



Material: Steel, Spring Steel
 Finish: Pregalvanized, nVent CADDY Armour

Part #	Description		
CAT21HPD1M24	1 5/16" dia, 5 1/8"	100 lb	10 pc
CAT32HPD1M24	2" dia, 6 1/2"	100 lb	10 pc
CAT48HPD1M24	3" dia, 8 1/2"	100 lb	10 pc
CAT64HPD1M24	4" dia, 10 1/2"	100 lb	10 pc

Static load limit of each J-Hook is 60 lb (270 N). Non-continuous supports may not exceed spacing of 5' (1.5 m) per TIA 569-C.9.7 and EN 50174-2.

DATAKOM/LOW VOLTAGE **Cable Support Systems**

CAT HP J-HOOK WITH C PURLIN CLIP

- Hammer-on or install from the floor with the VAFT tool
- Provides optimal support for high-performance data cable, up to and including Cat 5e, Cat 6, Cat 6A, Cat 7 and fiber optic
- Provides superior fill capacity and load rating over most other non-continuous cable support alternatives
- Rounded edges on J-Hooks provide proper bend radius support for high performance data cables
- Cost effective alternative to expensive cable tray
- Complies with EN 50174-2
- Meets ISO®/IEC 14763-2, ANSI®/TIA 568 and ANSI®/TIA 569



Material: Steel, Spring Steel
 Finish: Pregalvanized, nVent CADDY Armour



Part #	Description	<div>F</div> <div>↓</div>	<div>📦</div>
CAT16HPVF14	1" dia, 1/16"–1/4" Flange	60 lb	50 pc
CAT21HPVF14	1 5/16" dia, 1/16"–1/4" Flange	60 lb	50 pc
CAT32HPVF14	2" dia, 1/16"–1/4" Flange	60 lb	50 pc
CAT48HPVF14	3" dia, 1/16"–1/4" Flange	60 lb	25 pc
CAT64HPVF14	4" dia, 1/16"–1/4" Flange	60 lb	25 pc

Non-continuous supports may not exceed spacing of 5' (1.5 m) per TIA 569-C.9.7 and EN 50174-2. Cable capacity is calculated based on a 70% fill rate.

DATACOM/LOW VOLTAGE
 Cable Support Systems



CAT HP J-HOOK WITH Z PURLIN CLIP

- Hammer-on or install from the floor with the VAFT tool
- Provides optimal support for high-performance data cable, up to and including Cat 5e, Cat 6, Cat 6A, Cat 7 and fiber optic
- Provides superior fill capacity and load rating over most other non-continuous cable support alternatives
- Rounded edges on J-Hooks provide proper bend radius support for high performance data cables
- Cost effective alternative to expensive cable tray
- Complies with EN 50174-2
- Meets ISO®/IEC 14763-2, ANSI®/TIA 568 and ANSI®/TIA 569



Material: Steel, Spring Steel
 Finish: Pregalvanized, nVent CADDY Armour



Part #	Description		
CAT16HPAF14	1" dia, 1/16"–1/4" Flange	60 lb	50 pc
CAT21HPAF14	1 5/16" dia, 1/16"–1/4" Flange	60 lb	50 pc
CAT32HPAF14	2" dia, 1/16"–1/4" Flange	60 lb	50 pc
CAT48HPAF14	3" dia, 1/16"–1/4" Flange	60 lb	25 pc
CAT64HPAF14	4" dia, 1/16"–1/4" Flange	60 lb	25 pc

Non-continuous supports may not exceed spacing of 5' (1.5 m) per TIA 569-C.9.7 and EN 50174-2. Cable capacity is calculated based on a 70% fill rate.

DATAKOM/LOW VOLTAGE **Cable Support Systems**



CAT HP J-HOOK WITH Z PURLIN CLIP, SWIVEL

- Requires only a hammer to install
- Rotates 360 degrees to support various directional runs of cable
- Provides optimal support for high-performance data cable, up to and including Cat 5e, Cat 6, Cat 6A, Cat 7 and fiber optic
- Provides superior fill capacity and load rating over most other non-continuous cable support alternatives
- Rounded edges on J-Hooks provide proper bend radius support for high performance data cables
- Cost effective alternative to expensive cable tray
- Complies with EN 50174-2
- Meets ISO®/IEC 14763-2, ANSI®/TIA 568 and ANSI®/TIA 569



Material: Steel, Spring Steel
 Finish: Pregalvanized, nVent CADDY Armour



Part #	Description		
CAT16HP123	1" dia, 0.06"–0.1" Flange	60 lb	50 pc
CAT21HP123	1 5/16" dia, 0.06"–0.1" Flange	60 lb	50 pc
CAT32HP123	2" dia, 0.06"–0.1" Flange	60 lb	50 pc
CAT48HP123	3" dia, 0.06"–0.1" Flange	60 lb	25 pc
CAT64HP123	4" dia, 0.06"–0.1" Flange	60 lb	25 pc

Non-continuous supports may not exceed spacing of 5' (1.5 m) per TIA 569-C.9.7 and EN 50174-2. Cable capacity is calculated based on a 70% fill rate.

DATACOM/LOW VOLTAGE

Cable Support Systems



CAT HP J-HOOK WITH MULTI-FUNCTION CLIP

- Quick attachment to threaded rod or wire
- Fully adjustable and easy to relocate to accommodate changes once installed
- Provides optimal support for high-performance data cable, up to and including Cat 5e, Cat 6, Cat 6A, Cat 7 and fiber optic
- Provides superior fill capacity and load rating over most other non-continuous cable support alternatives
- Rounded edges on J-Hooks provide proper bend radius support for high performance data cables
- Cost effective alternative to expensive cable tray
- Complies with EN 50174-2
- Meets ISO®/IEC 14763-2, ANSI®/TIA 568 and ANSI®/TIA 569



Material: Steel, Spring Steel



Part #	Description		
Finish: Pregalvanized, nVent CADDY Armour			
CAT16HP4Z34	1" dia, 1/4" Rod, #12-#8 Wire	30 lb	50 pc
CAT16HP6Z34	1" dia, 3/8" Rod	30 lb	50 pc
CAT16HP8Z34	1" dia, 1/2", 5/8" Rod	50 lb	50 pc
CAT21HP4Z34	1 5/16" dia, 1/4" Rod, #12-#8 Wire	30 lb	50 pc
CAT21HP6Z34	1 5/16" dia, 3/8" Rod	30 lb	50 pc
CAT21HP8Z34	1 5/16" dia, 1/2", 5/8" Rod	50 lb	50 pc
CAT32HP4Z34	2" dia, 1/4" Rod, #12-#8 Wire	30 lb	50 pc
CAT32HP6Z34	2" dia, 3/8" Rod	30 lb	50 pc
CAT32HP8Z34	2" dia, 1/2", 5/8" Rod	50 lb	25 pc
CAT48HP4Z34	3" dia, 1/4" Rod, #12-#8 Wire	30 lb	25 pc
CAT48HP6Z34	3" dia, 3/8" Rod	30 lb	25 pc
CAT48HP8Z34	3" dia, 1/2", 5/8" Rod	50 lb	25 pc
CAT64HP4Z34	4" dia, 1/4" Rod, #12-#8 Wire	30 lb	25 pc
CAT64HP6Z34	4" dia, 3/8" Rod	30 lb	25 pc
CAT64HP8Z34	4" dia, 1/2", 5/8" Rod	50 lb	50 pc
Finish: Pregalvanized, Painted, nVent CADDY Armour — Color: Black			
CAT32HPBA4Z34	2" dia, 1/4" Rod, #12-#8 Wire	30 lb	50 pc
Finish: Pregalvanized, Painted, nVent CADDY Armour — Color: White			
CAT21HPWH4Z34	1 5/16" dia, 1/4" Rod, #12-#8 Wire	30 lb	50 pc
CAT32HPWH4Z34	2" dia, 1/4" Rod, #12-#8 Wire	30 lb	50 pc

1/2" and 5/8" rod sizes are to be installed on threaded rod only. Non-continuous supports may not exceed spacing of 5' (1.5 m) per TIA 569-C.9.7 and EN 50174-2. Cable capacity is calculated based on a 70% fill rate.



DATAKOM/LOW VOLTAGE **Cable Support Systems**

CAT HP J-HOOK WITH SHOT-FIRE BRACKET

- Provides optimal support for high-performance data cable, up to and including Cat 5e, Cat 6, Cat 6A, Cat 7 and fiber optic
- Complete with shot-fire bracket and pre-assembled drive pin from Powers Fasteners, Inc.
- Quickly and easily attaches to concrete, steel or composite metal decking
- Integrated pin installs easily using powder-actuated or single-shot gas-actuated tools
- Rounded edges on J-Hooks provide proper bend radius support for high performance data cables
- Provides superior fill capacity and load rating over most other non-continuous cable support alternatives
- Complies with EN 50174-2
- Meets ISO®/IEC 14763-2, ANSI®/TIA 568 and ANSI®/TIA 569
- ICC-ES ESR-2024 evaluation report available for drive pin from Powers Fasteners, Inc



Material: Steel
 Finish: Electrogalvanized, Pregalvanized

Part #	Description		
CAT16HPSF	1" dia	60 lb	50 pc
CAT21HPSF	1 5/16" dia	60 lb	50 pc
CAT32HPSF	2" dia	60 lb	50 pc
CAT48HPSF	3" dia	60 lb	25 pc
CAT64HPSF	4" dia	60 lb	25 pc

Uses Powers Fasteners, Inc. part number 50032. Static load was established based on a 1" (25.4 mm) embedment depth and 3,000 psi (20.68 MPa) lightweight concrete. For variations in embedment and material please consult www.powers.com. Pre-assembled drive pin from Powers Fasteners, Inc. works with Powers® C4CZ, Simpson® GCN-MEPKT, SPIT® P1000, P200, P2201, P3500 / PA3500, P35s, P45, P60, P7201, Sniper, Ramset® 721, Cobra, D45 / D60 / D60L, M70, SA270, T3SS, TS750P, TS60P, Viper; Hilti® DX35, DX350 / DX351 / DX36M, DX100 / DX200, DX460, DXA40, DXA41, DXE72 / DX400; Würth Diva-1, BST-1, BST-2 or equivalent nailers.

DATAKOM/LOW VOLTAGE
Cable Support Systems



CAT HP J-HOOK WITH SHOT-FIRE DROP BAR

- Complete with shot-fire bracket and pre-assembled drive pin from Powers Fasteners, Inc.
- Quickly and easily attaches to concrete, steel or composite metal decking
- Integrated pin installs easily using powder-actuated or single-shot gas-actuated tools
- Specialized packaging simplifies material handling and minimizes sorting
- Provides optimal support for high-performance data cable, up to and including Cat 5e, Cat 6, Cat 6A, Cat 7 and fiber optic
- Rounded edges on J-Hooks provide proper bend radius support for high performance data cables
- Provides superior fill capacity and load rating over most other non-continuous cable support alternatives
- Complies with EN 50174-2
- Meets ISO®/IEC 14763-2, ANSI®/TIA 568 and ANSI®/TIA 569
- ICC-ES ESR-2024 evaluation report available for drive pin from Powers Fasteners, Inc



Material: Steel
Finish: Electrogalvanized, Pregalvanized



Part #	Description		
DB12SFCAT32HP	2" dia, 12"	60 lb	20 pc
DB18SFCAT32HP	2" dia, 18"	60 lb	20 pc
DB24SFCAT32HP	2" dia, 24"	60 lb	20 pc
DB30SFCAT32HP	2" dia, 30"	60 lb	20 pc
DB36SFCAT32HP	2" dia, 36"	60 lb	20 pc
DB48SFCAT32HP	2" dia, 48"	60 lb	20 pc
DB15SFCAT64HP	4" dia, 14 1/2"	60 lb	20 pc
DB21SFCAT64HP	4" dia, 20 1/2"	60 lb	20 pc
DB27SFCAT64HP	4" dia, 26 1/2"	60 lb	20 pc
DB33SFCAT64HP	4" dia, 32 1/2"	60 lb	20 pc
DB39SFCAT64HP	4" dia, 38 1/2"	60 lb	20 pc
DB51SFCAT64HP	4" dia, 50 1/2"	60 lb	20 pc

Uses Powers Fasteners, Inc. part number 50032. Static load was established based on a 1" (25.4 mm) embedment depth and 3,000 psi (20.68 MPa) lightweight concrete. For variations in embedment and material please consult www.powers.com. Pre-assembled drive pin from Powers Fasteners, Inc. works with Powers® C4CZ, Simpson® GCN-MEPKT, SPIT® P1000, P200, P2201, P3500 / PA3500, P35s, P45, P60, P7201, Sniper; Ramset® 721, Cobra, D45 / D60 / D60L, M70, SA270, T3SS, TS750P, TS60P, Viper; Hilti® DX35, DX350 / DX351 / DX36M, DX100 / DX200, DX460, DXA40, DXA41, DXE72 / DX400; Würth Diva-1, BST-1, BST-2 or equivalent nailers.

DATA/COM/LOW VOLTAGE
Cable Support Systems



CAT HP J-HOOK WITH ANGLE BRACKET

- Ideal for attaching to concrete, steel or wood surfaces
- Provides optimal support for high-performance data cable, up to and including Cat 5e, Cat 6, Cat 6A, Cat 7 and fiber optic
- Provides superior fill capacity and load rating over most other non-continuous cable support alternatives
- Rounded edges on J-Hooks provide proper bend radius support for high performance data cables
- Cost effective alternative to expensive cable tray
- Complies with EN 50174-2
- Meets ISO®/IEC 14763-2, ANSI®/TIA 568 and ANSI®/TIA 569



Material: Steel
Finish: Pregalvanized



Part #	Description		
CAT16HPAB	1" dia, 1/4" Hole	60 lb	50 pc
CAT21HPAB	1 5/16" dia, 1/4" Hole	60 lb	50 pc
CAT32HPAB	2" dia, 1/4" Hole	60 lb	50 pc
CAT48HPAB	3" dia, 1/4" Hole	60 lb	25 pc
CAT64HPAB	4" dia, 1/4" Hole	60 lb	25 pc

Non-continuous supports may not exceed spacing of 5' (1.5 m) per TIA 569-C.9.7 and EN 50174-2. Cable capacity is calculated based on a 70% fill rate.

DATA/COM/LOW VOLTAGE
Cable Support Systems


CAT HP J-HOOK WITH PIN DRIVEN ANGLE BRACKET

- Longer leg angle bracket for tool clearance
- Designed to fit a variety of pin drivers
- Provides optimal support for high-performance data cable, up to and including Cat 5e, Cat 6, Cat 6A, Cat 7 and fiber optic
- Provides superior fill capacity and load rating over most other non-continuous cable support alternatives
- Rounded edges on J-Hooks provide proper bend radius support for high performance data cables
- Cost effective alternative to expensive cable tray
- Complies with EN 50174-2
- Meets ISO®/IEC 14763-2, ANSI®/TIA 568 and ANSI®/TIA 569



Material: Steel
 Finish: Pregalvanized



Part #	Description	F ↓	
CAT16HPAFAB3	1" dia, 3/16" Hole	60 lb	50 pc
CAT21HPAFAB3	1 5/16" dia, 3/16" Hole	60 lb	50 pc
CAT21HPAFAB4	1 5/16" dia, 1/4" Hole	60 lb	50 pc
CAT21HPAFAB6	1 5/16" dia, 3/8" Hole	60 lb	50 pc
CAT32HPAFAB3	2" dia, 3/16" Hole	60 lb	50 pc
CAT32HPAFAB4	2" dia, 1/4" Hole	60 lb	50 pc
CAT32HPAFAB6	2" dia, 3/8" Hole	60 lb	50 pc
CAT48HPAFAB3	3" dia, 3/16" Hole	60 lb	25 pc
CAT48HPAFAB4	3" dia, 1/4" Hole	60 lb	25 pc
CAT48HPAFAB6	3" dia, 3/8" Hole	60 lb	25 pc
CAT64HPAFAB3	4" dia, 3/16" Hole	60 lb	25 pc
CAT64HPAFAB4	4" dia, 1/4" Hole	60 lb	25 pc
CAT64HPAFAB6	4" dia, 3/8" Hole	60 lb	25 pc

Non-continuous supports may not exceed spacing of 5' (1.5 m) per TIA 569-C.9.7 and EN 50174-2. Cable capacity is calculated based on a 70% fill rate.

DATAKOM/LOW VOLTAGE
Cable Support Systems



CAT HP J-HOOK WITH PEDESTAL CLAMP

- Easy installation to pedestals used under raised floors
- Provides optimal support for high-performance data cable, up to and including Cat 5e, Cat 6, Cat 6A, Cat 7 and fiber optic
- Provides superior fill capacity and load rating over most other non-continuous cable support alternatives
- Cost effective alternative to expensive cable tray
- Complies with EN 50174-2
- Meets ISO®/IEC 14763-2, ANSI®/TIA 568 and ANSI®/TIA 569



Material: Steel
Finish: Pregalvanized



Part #	Description		
CAT16HPCD1B	1" dia, 3/4" Square, 7/8"-1 1/8" Round Pedestal	60 lb	50 pc
CAT21HPCD1B	1 5/16" dia, 3/4" Square, 7/8"-1 1/8" Round Pedestal	60 lb	50 pc
CAT32HPCD1B	2" dia, 3/4" Square, 7/8"-1 1/8" Round Pedestal	60 lb	50 pc
CAT48HPCD1B	3" dia, 3/4" Square, 7/8"-1 1/8" Round Pedestal	60 lb	25 pc
CAT64HPCD1B	4" dia, 3/4" Square, 7/8"-1 1/8" Round Pedestal	60 lb	25 pc

Non-continuous supports may not exceed spacing of 5' (1.5 m) per TIA 569-C.9.7 and EN 50174-2. Cable capacity is calculated based on a 70% fill rate.

DATACOM/LOW VOLTAGE
 Cable Support Systems


CAT HP J-HOOK WITH STRUT ATTACHMENT CLIP

- Attaches to open side of a strut channel
- Provides optimal support for high-performance data cable, up to and including Cat 5e, Cat 6, Cat 6A, Cat 7 and fiber optic
- Provides superior fill capacity and load rating over most other non-continuous cable support alternatives
- Cost effective alternative to expensive cable tray
- Complies with EN 50174-2
- Meets ISO®/IEC 14763-2, ANSI®/TIA 568 and ANSI®/TIA 569



Material: Steel, Spring Steel
 Finish: Pregalvanized, nVent CADDY Armour



Part #	Description		
CAT16HPESC	1" dia	60 lb	50 pc
CAT21HPESC	1 5/16" dia	60 lb	50 pc
CAT32HPESC	2" dia	60 lb	50 pc

Non-continuous supports may not exceed spacing of 5' (1.5 m) per TIA 569-C.9.7 and EN 50174-2. Cable capacity is calculated based on a 70% fill rate.

DATA/COM/LOW VOLTAGE
Cable Support Systems



CAT HP J-HOOK WITH T-GRID CLIP

- No installation tools required for basic clip
- Provides optimal support for high-performance data cable, up to and including Cat 5e, Cat 6, Cat 6A, Cat 7 and fiber optic
- Provides superior fill capacity and load rating over most other non-continuous cable support alternatives
- Rounded edges on J-Hooks provide proper bend radius support for high performance data cables
- Cost effective alternative to expensive cable tray
- Complies with EN 50174-2
- Meets ISO®/IEC 14763-2, ANSI®/TIA 568 and ANSI®/TIA 569



Material: Steel, Spring Steel
Finish: nVent CADDY Armour, Pregalvanized

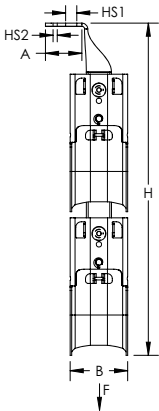



Part #	Description		
CAT16HPTS	1" dia	60 lb	50 pc

Additional support wire required per NEC® 300.11. Non-continuous supports may not exceed spacing of 5' (1.5 m) per TIA 569-C.9.7 and EN 50174-2. Cable capacity is calculated based on a 70% fill rate.

CAT HP J-HOOK TREE, CEILING MOUNT

- Ideal for attaching to concrete, steel or wood surfaces
- Provides optimal support for high-performance data cable, up to and including Cat 5e, Cat 6, Cat 6A, Cat 7 and fiber optic
- Ready to use out of the box, saving installation time and labor
- Requires no screws, rivets or special tools for assembly
- Single- or double-sided tree configurations provide multiple J-Hooks with one structural attachment
- Provides superior fill capacity and load rating over most other non-continuous cable support alternatives
- Complies with EN 50174-2
- Meets ISO®/IEC 14763-2, ANSI®/TIA 568 and ANSI®/TIA 569



Material: Steel
 Finish: Pregalvanized

Part #	Description	Hole Size HS1	Hole Size HS2	Static Load F1	Static Load F2	
Type: Double Sided						
CAT32HPDCM2	2" dia, 2 Tier	0.405"	0.185"	240 lb	180 lb	5 pc
CAT32HPDCM3	2" dia, 3 Tier	0.405"	0.185"	360 lb	180 lb	5 pc
CAT32HPDCM4	2" dia, 4 Tier	0.405"	0.185"	480 lb	180 lb	5 pc
CAT64HPDCM2	4" dia, 2 Tier	0.405"	0.185"	240 lb	180 lb	5 pc
CAT64HPDCM3	4" dia, 3 Tier	0.405"	0.185"	360 lb	180 lb	5 pc
CAT64HPDCM4	4" dia, 4 Tier	0.405"	0.185"	240 lb	180 lb	5 pc
Type: Single Sided						
CAT32HPSCM2	2" dia, 2 Tier	0.405"	0.185"	120 lb	120 lb	5 pc
CAT32HPSCM3	2" dia, 3 Tier	0.405"	0.185"	180 lb	180 lb	5 pc
CAT32HPSCM4	2" dia, 4 Tier	0.405"	0.185"	240 lb	180 lb	5 pc
CAT64HPSCM2	4" dia, 2 Tier	0.405"	0.185"	120 lb	120 lb	5 pc
CAT64HPSCM3	4" dia, 3 Tier	0.405"	0.185"	180 lb	180 lb	5 pc
CAT64HPSCM4	4" dia, 4 Tier	0.405"	0.185"	240 lb	180 lb	5 pc

Static loads represent maximum load limit of J-Hook tree. Static load limit of each J-Hook is 60 lb (270 N). Refer to Static Load 1 when fastening J-Hook tree using Hole Size 1. Refer to Static Load 2 when fastening J-Hook tree using Hole Size 2. Non-continuous supports may not exceed spacing of 5' (1.5 m) per TIA 569-C.9.7 and EN 50174-2.

DATACOM/LOW VOLTAGE



Cable Support Systems

CAT HP J-HOOK TREE, FLANGE MOUNT

- Easy installation to beam flanges
- Provides optimal support for high-performance data cable, up to and including Cat 5e, Cat 6, Cat 6A, Cat 7 and fiber optic
- Ready to use out of the box, saving installation time and labor
- Requires no screws, rivets or special tools for assembly
- Single- or double-sided tree configurations provide multiple J-Hooks with one structural attachment
- Provides superior fill capacity and load rating over most other non-continuous cable support alternatives
- Complies with EN 50174-2
- Meets ISO®/IEC 14763-2, ANSI®/TIA 568 and ANSI®/TIA 569



Material: Steel
Finish: Pregalvanized

Part #	Description		
Type: Double Sided			
CAT32HPDFM2	2" dia, 2 Tier	240 lb	5 pc
CAT32HPDFM3	2" dia, 3 Tier	360 lb	5 pc
CAT32HPDFM4	2" dia, 4 Tier	480 lb	5 pc
CAT64HPDFM2	4" dia, 2 Tier	240 lb	5 pc
CAT64HPDFM3	4" dia, 3 Tier	360 lb	5 pc
CAT64HPDFM4	4" dia, 4 Tier	480 lb	5 pc
Type: Single Sided			
CAT32HPSFM2	2" dia, 2 Tier	120 lb	5 pc
CAT32HPSFM3	2" dia, 3 Tier	180 lb	5 pc
CAT32HPSFM4	2" dia, 4 Tier	240 lb	5 pc
CAT64HPSFM2	4" dia, 2 Tier	120 lb	5 pc
CAT64HPSFM3	4" dia, 3 Tier	180 lb	5 pc
CAT64HPSFM4	4" dia, 4 Tier	240 lb	5 pc

Static loads represent maximum load limit of J-Hook tree. Static load limit of each J-Hook is 60 lb (270 N). Setscrew must be tightened and torqued onto the sloped side of the I-beam. Non-continuous supports may not exceed spacing of 5' (1.5 m) per TIA 569-C.9.7 and EN 50174-2. Recognizing that torque wrenches are generally not used or available on many job sites, the setscrew should be tightened so it contacts the I-beam and then an additional 1/4 to 1/2 turn added.


DATAKOM/LOW VOLTAGE
Cable Support Systems

CAT HP J-HOOK TREE, WALL MOUNT

- Ideal for attaching to concrete, steel or wood surfaces
- Provides optimal support for high-performance data cable, up to and including Cat 5e, Cat 6, Cat 6A, Cat 7 and fiber optic
- Ready to use out of the box, saving installation time and labor
- Requires no screws, rivets or special tools for assembly
- Provides superior fill capacity and load rating over most other non-continuous cable support alternatives
- Complies with EN 50174-2
- Meets ISO®/IEC 14763-2, ANSI®/TIA 568 and ANSI®/TIA 569



Material: Steel
 Finish: Pregalvanized
 Type: Single Sided

Part #	Description		
CAT32HPSWM2	2" dia, 2 Tier	120 lb	5 pc
CAT32HPSWM3	2" dia, 3 Tier	180 lb	5 pc
CAT32HPSWM4	2" dia, 4 Tier	240 lb	5 pc
CAT64HPSWM2	4" dia, 2 Tier	120 lb	5 pc
CAT64HPSWM3	4" dia, 3 Tier	180 lb	5 pc
CAT64HPSWM4	4" dia, 4 Tier	240 lb	5 pc

Static loads represent maximum load limit of J-Hook tree. Static load limit of each J-Hook is 60 lb (270 N). Non-continuous supports may not exceed spacing of 5' (1.5 m) per TIA 569-C.9.7 and EN 50174-2.

DATACOM/LOW VOLTAGE

Cable Support Systems

CAT HP J-HOOK CLIP TO BC200 BEAM CLAMP

- Easy installation to beam flanges
- Requires no screws, rivets or special tools for assembly
- J-Hooks feature bendable locking tabs that lock on to nVent CADDY Cat HP components to provide rigidity and stability
- Link to J-Hooks in one of multiple color options to aid in pathway identification and organization
- Customized J-Hook trees can be easily assembled with various J-Hook sizes, colors and configurations
- nVent CADDY Cat HP components easily attach to any size nVent CADDY Cat HP J-Hook



Material: Steel, Spring Steel
Finish: Electrogalvanized, nVent CADDY Armour



Part #	Description		
CATHPBC200	1/8"–5/8" Flange	100 lb	25 pc

CAT HP J-HOOK CLIP TO BC200 BEAM CLAMP, SWIVEL

- Easy installation to beam flanges
- Rotates 360 degrees to support various directional runs of cable
- Requires no screws, rivets or special tools for assembly
- J-Hooks feature bendable locking tabs that lock on to nVent CADDY Cat HP components to provide rigidity and stability
- Link to J-Hooks in one of multiple color options to aid in pathway identification and organization
- Customized J-Hook trees can be easily assembled with various J-Hook sizes, colors and configurations
- nVent CADDY Cat HP components easily attach to any size nVent CADDY Cat HP J-Hook



Material: Steel, Spring Steel
Finish: Electrogalvanized, nVent CADDY Armour



Part #	Description		
CATHPBC200B	1/8"–5/8" Flange	100 lb	25 pc

CAT HP J-HOOK CLIP TO BC BEAM CLAMP

- Easy installation to beam flanges
- Requires no screws, rivets or special tools for assembly
- J-Hooks feature bendable locking tabs that lock on to nVent CADDY Cat HP components to provide rigidity and stability
- Link to J-Hooks in one of multiple color options to aid in pathway identification and organization
- Customized J-Hook trees can be easily assembled with various J-Hook sizes, colors and configurations
- nVent CADDY Cat HP components easily attach to any size nVent CADDY Cat HP J-Hook



Material: Steel, Spring Steel
 Finish: Electrogalvanized, nVent CADDY Armour



Part #	Description		
CATHPBC	1/8"–1/2" Flange	100 lb	50 pc

CAT HP J-HOOK CLIP TO BC BEAM CLAMP, SWIVEL

- Easy installation to beam flanges
- Rotates 360 degrees to support various directional runs of cable
- Requires no screws, rivets or special tools for assembly
- J-Hooks feature bendable locking tabs that lock on to nVent CADDY Cat HP components to provide rigidity and stability
- Link to J-Hooks in one of multiple color options to aid in pathway identification and organization
- Customized J-Hook trees can be easily assembled with various J-Hook sizes, colors and configurations
- nVent CADDY Cat HP components easily attach to any size nVent CADDY Cat HP J-Hook



Material: Steel, Spring Steel
 Finish: Electrogalvanized, nVent CADDY Armour



Part #	Description		
CATHPBCB	1/8"–1/2" Flange	60 lb	25 pc

DATAKOM/LOW VOLTAGE

Cable Support Systems




CAT HP J-HOOK CLIP TO BC26 BEAM CLAMP

- Easy installation to beam flanges
- Requires no screws, rivets or special tools for assembly
- J-Hooks feature bendable locking tabs that lock on to nVent CADDY Cat HP components to provide rigidity and stability
- Link to J-Hooks in one of multiple color options to aid in pathway identification and organization
- Customized J-Hook trees can be easily assembled with various J-Hook sizes, colors and configurations
- nVent CADDY Cat HP components easily attach to any size nVent CADDY Cat HP J-Hook



Material: Cast Iron, Spring Steel

Finish: Electrogalvanized, nVent CADDY Armour

Part #	Description			
CATHPBC26	nVent CADDY Cat HP J-Hook Clip to BC26 Beam Clamp	200 lb	100 lb	50 pc

Refer to Static Load 1 for top mount applications. Refer to Static Load 2 for bottom mount applications.

CAT HP J-HOOK CLIP TO HAMMER-ON FLANGE CLIP


- Requires only a hammer to install
- Requires no screws, rivets or special tools for assembly
- J-Hooks feature bendable locking tabs that lock on to nVent CADDY Cat HP components to provide rigidity and stability
- Link to J-Hooks in one of multiple color options to aid in pathway identification and organization
- Customized J-Hook trees can be easily assembled with various J-Hook sizes, colors and configurations
- nVent CADDY Cat HP components easily attach to any size nVent CADDY Cat HP J-Hook



Material: Spring Steel

Finish: nVent CADDY Armour



Part #	Description		
CATHP24SM	1/8"–1/4" Flange	200 lb	50 pc
CATHP58SM	5/16"–1/2" Flange	200 lb	50 pc
CATHP912SM	1/2"–3/4" Flange	200 lb	25 pc

DATAKOM/LOW VOLTAGE
Cable Support Systems



CAT HP J-HOOK CLIP TO HAMMER-ON FLANGE CLIP, SWIVEL

- Requires only a hammer to install
- Rotates 360 degrees to support various directional runs of cable
- Requires no screws, rivets or special tools for assembly
- J-Hooks feature bendable locking tabs that lock on to nVent CADDY Cat HP components to provide rigidity and stability
- Link to J-Hooks in one of multiple color options to aid in pathway identification and organization
- Customized J-Hook trees can be easily assembled with various J-Hook sizes, colors and configurations
- nVent CADDY Cat HP components easily attach to any size nVent CADDY Cat HP J-Hook



Material: Spring Steel
 Finish: nVent CADDY Armour



Part #	Description		
CATHP24	1/8"–1/4" Flange	75 lb	25 pc
CATHP58	5/16"–1/2" Flange	75 lb	25 pc
CATHP912	1/2"–3/4" Flange	75 lb	25 pc

DATAKOM/LOW VOLTAGE

Cable Support Systems

CAT HP J-HOOK CLIP TO C PURLIN CLIP

- Hammer-on or install from the floor with the VAFT tool
- Requires no screws, rivets or special tools for assembly
- J-Hooks feature bendable locking tabs that lock on to nVent CADDY Cat HP components to provide rigidity and stability
- Link to J-Hooks in one of multiple color options to aid in pathway identification and organization
- Customized J-Hook trees can be easily assembled with various J-Hook sizes, colors and configurations
- nVent CADDY Cat HP components easily attach to any size nVent CADDY Cat HP J-Hook



Material: Spring Steel
Finish: nVent CADDY Armour



Part #	Description		
CATHPVF14	1/16"–1/4" Flange	160 lb	50 pc

CAT HP J-HOOK CLIP TO Z PURLIN CLIP

- Requires only a hammer to install
- Requires no screws, rivets or special tools for assembly
- J-Hooks feature bendable locking tabs that lock on to nVent CADDY Cat HP components to provide rigidity and stability
- Link to J-Hooks in one of multiple color options to aid in pathway identification and organization
- Customized J-Hook trees can be easily assembled with various J-Hook sizes, colors and configurations
- nVent CADDY Cat HP components easily attach to any size nVent CADDY Cat HP J-Hook



Material: Spring Steel
Finish: nVent CADDY Armour



Part #	Description		
CATHPAF14	1/16"–1/4" Flange	100 lb	50 pc

CAT HP J-HOOK CLIP TO Z PURLIN CLIP, SWIVEL

- Requires only a hammer to install
- Rotates 360 degrees to support various directional runs of cable
- Requires no screws, rivets or special tools for assembly
- J-Hooks feature bendable locking tabs that lock on to nVent CADDY Cat HP components to provide rigidity and stability
- Link to J-Hooks in one of multiple color options to aid in pathway identification and organization
- Customized J-Hook trees can be easily assembled with various J-Hook sizes, colors and configurations
- nVent CADDY Cat HP components easily attach to any size nVent CADDY Cat HP J-Hook



Material: Steel, Spring Steel
 Finish: Pregalvanized, nVent CADDY Armour



Part #	Description		
CATHP123	0.06"–0.1" Flange	100 lb	50 pc



CAT HP J-HOOK CLIP TO ROD/WIRE CLIP

- Quick attachment to threaded rod or wire
- Requires no screws, rivets or special tools for assembly
- J-Hooks feature bendable locking tabs that lock on to nVent CADDY Cat HP components to provide rigidity and stability
- Link to J-Hooks in one of multiple color options to aid in pathway identification and organization
- Customized J-Hook trees can be easily assembled with various J-Hook sizes, colors and configurations
- nVent CADDY Cat HP components easily attach to any size nVent CADDY Cat HP J-Hook



Material: Spring Steel
 Finish: nVent CADDY Armour



Part #	Description		
CATHP4Z34	1/4" Rod, #12–#8 Wire	30 lb	50 pc
CATHP6Z34	3/8" Rod	30 lb	50 pc
CATHP8Z34	1/2", 5/8" Rod	50 lb	100 pc

1/2" and 5/8" rod sizes are to be installed on threaded rod only. Recommended for use with nVent CADDY Cat HP J-Hooks with a diameter of 2" (50 mm) or less.

DATAKOM/LOW VOLTAGE
Cable Support Systems



CAT HP J-HOOK CLIP TO STRUT CLIP

- Easily attaches to the side of strut
- Requires no screws, rivets or special tools for assembly
- J-Hooks feature bendable locking tabs that lock on to nVent CADDY Cat HP components to provide rigidity and stability
- Link to J-Hooks in one of multiple color options to aid in pathway identification and organization
- Customized J-Hook trees can be easily assembled with various J-Hook sizes, colors and configurations
- nVent CADDY Cat HP components easily attach to any size nVent CADDY Cat HP J-Hook



Material: Steel, Spring Steel
Finish: nVent CADDY Armour



Part #	Description		
CATHPESC	nVent CADDY Cat HP J-Hook Clip to Strut Clip	100 lb	50 pc

DATAKOM/LOW VOLTAGE
Cable Support Systems



CAT HP J-HOOK CLIP TO PEDESTAL CLAMP

- Easy installation to pedestals used under raised floors
- Requires no screws, rivets or special tools for assembly
- J-Hooks feature bendable locking tabs that lock on to nVent CADDY Cat HP components to provide rigidity and stability
- Link to J-Hooks in one of multiple color options to aid in pathway identification and organization
- Customized J-Hook trees can be easily assembled with various J-Hook sizes, colors and configurations
- nVent CADDY Cat HP components easily attach to any size nVent CADDY Cat HP J-Hook



Material: Steel, Spring Steel
 Finish: Electrogalvanized, nVent CADDY Armour



Part #	Description		
CATHPCD0B	3/4" Round Pedestal	15 lb	25 pc
CATHPCD1B	3/4" Square, 7/8"-1 1/8" Round Pedestal	15 lb	25 pc
CATHPCD2B	7/8" Square Pedestal	15 lb	25 pc
CATHPCD2.5B	1" Square Pedestal	15 lb	25 pc
CATHPCD3B	1 1/2" Round Pedestal	15 lb	25 pc

CAT HP J-HOOK CLIP TO UNIVERSAL PEDESTAL CLAMP

- Clip allows for fast installation of cable management systems in data centers and computer rooms
- Stainless steel construction of bracket and hardware reduces potential for galvanic corrosion when used for mesh bonding
- Eliminates the need for separate mounting brackets for different pedestal types or sizes
- Can be combined with nVent ERICO Mesh Bonding Network Connectors (MBNC240, MBNC240A, MBNC82) for bonding to various pedestal sizes for Mesh Bonding Networks



Material: Stainless Steel 304 (EN 1.4301)

Part #	Description	
UPCJ	7/8"-2" Round, 7/8"-2" Square Pedestal	25 pc


CAT HP J-HOOK BRACKET WITH SHOT-FIRE BRACKET

- Link to J-Hooks in one of multiple color options to aid in pathway identification and organization
- Complete with shot-fire bracket and pre-assembled drive pin from Powers Fasteners, Inc.
- Quickly and easily attaches to concrete, steel or composite metal decking
- Integrated pin installs easily using powder-actuated or single-shot gas-actuated tools
- J-Hooks feature bendable locking tabs that lock on to nVent CADDY Cat HP components to provide rigidity and stability
- Customized J-Hook trees can be easily assembled with various J-Hook sizes, colors and configurations
- nVent CADDY Cat HP components easily attach to any size nVent CADDY Cat HP J-Hook
- ICC-ES ESR-2024 evaluation report available for drive pin from Powers Fasteners, Inc



Material: Steel, Spring Steel

Finish: Electrogalvanized, nVent CADDY Armour

Part #	Description		
CATHPABSF	nVent CADDY Cat HP J-Hook Bracket with Shot-Fire Bracket	100 lb	50 pc

For shot-fired supports in seismic design category D, E, or F, maximum load is the lesser of 90 lb (400 N) or the published load.

DATACOM/LOW VOLTAGE

Cable Support Systems



CAT HP J-HOOK ANGLE BRACKET

- Ideal for attaching to threaded rod, concrete, steel or wood surfaces
- Requires no screws, rivets or special tools for assembly
- J-Hooks feature bendable locking tabs that lock on to nVent CADDY Cat HP components to provide rigidity and stability
- Link to J-Hooks in one of multiple color options to aid in pathway identification and organization
- Customized J-Hook trees can be easily assembled with various J-Hook sizes, colors and configurations
- nVent CADDY Cat HP components easily attach to any size nVent CADDY Cat HP J-Hook



Material: Spring Steel
Finish: nVent CADDY Armour



Part #	Description		
CATHPAN	3/16" Hole	160 lb	50 pc
CATHPA4	1/4" Hole	150 lb	50 pc
CATHPA6	3/8" Hole	200 lb	50 pc

CAT HP J-HOOK STRAIGHT BRACKET

- Can be attached to various nVent CADDY fasteners or screwed directly to a wall
- Ideal for attaching to concrete, steel or wood surfaces
- Requires no screws, rivets or special tools for assembly
- J-Hooks feature bendable locking tabs that lock on to nVent CADDY Cat HP components to provide rigidity and stability
- Link to J-Hooks in one of multiple color options to aid in pathway identification and organization
- Customized J-Hook trees can be easily assembled with various J-Hook sizes, colors and configurations
- nVent CADDY Cat HP components easily attach to any size nVent CADDY Cat HP J-Hook



Material: Spring Steel
Finish: nVent CADDY Armour



Part #	Description		
CATHPS4	1/4" Hole	200 lb	50 pc

DATA/COM/LOW VOLTAGE
Cable Support Systems



CAT HP J-HOOK TREE MOUNT BRACKET

- Requires no screws, rivets or special tools for assembly
- J-Hooks feature bendable locking tabs that lock on to nVent CADDY Cat HP components to provide rigidity and stability
- Link to J-Hooks in one of multiple color options to aid in pathway identification and organization
- Customized J-Hook trees can be easily assembled with various J-Hook sizes, colors and configurations
- nVent CADDY Cat HP components easily attach to any size nVent CADDY Cat HP J-Hook



Material: Spring Steel
Finish: nVent CADDY Armour




Part #	Description		
CATHPTM	nVent CADDY Cat HP J-Hook Tree Mount Bracket	200 lb	50 pc

CAT HP CABLE PULLER KIT

- Minimizes pulling tension per TIA 568-C.5.3.1 during the installation of high-performance data cables
- Includes retainer, screw, angle bracket, tree mount bracket, carabiner hook and beam clamp



Material: Steel, Spring Steel
Finish: Pregalvanized, nVent CADDY Armour

Part #	Description	
CATHPLR	nVent CADDY Cat HP Cable Puller Kit	2 pc

DATA/COM/LOW VOLTAGE
Cable Support Systems


CAT HP EXTENDED ANGLE BRACKET

- Allows for quick installation of J-Hooks to ceiling at set heights
- Allows for field creation of custom J-Hook trees
- Secure fit to J-Hooks means no shifting or movement of the J-Hook during cable installation



Material: Steel
Finish: Pregalvanized



Part #	Description	
CATHBA	1/4" Hole	40 pc
CATHBA3	3/16" Hole	40 pc
CATHBA6	3/8" Hole	40 pc
CATHBA8	1/2" Hole	40 pc

CAT HP WIRE RETAINER

- Replacement wire retainer for nVent CADDY Cat HP J-Hooks
- Provides 360 degree containment for cables



Material: Steel
Finish: Pregalvanized

Part #	Description	
RET16B50	1" dia	50 pc
RET21B50	1 5/16" dia	50 pc
RET32B50	2" dia	50 pc
RET48B25	3" dia	25 pc
RET64B25	4" dia	25 pc

DATACOM/LOW VOLTAGE
Cable Support Systems

NVENT CADDY CABLECAT J-HOOK

- Many sizes and designs available to attach to a variety of structures
- Cost effective alternative to expensive cable tray
- Galvanized finish on J-Hooks provide smoother cable pull and greater corrosion resistance
- cULus® Listed and complies with NEC® and TIA requirements for structured cabling systems



Material: Steel
Finish: Pregalvanized



Part #	Description	
CAT12	PG, 0.75" dia	50 pc

CABLECAT J-HOOK WITH BC BEAM CLAMP

- Beam clamp with attached nVent CADDY Cablecat J-Hook
- Supports low voltage cables



Material: Steel
Finish: Pregalvanized, nVent CADDY Armour



Part #	Description	
CAT12BC	3/4" dia	40 pc
CAT21BC	1 5/16" dia	40 pc

CABLECAT J-HOOK WITH BC BEAM CLAMP, SWIVEL

- Beam clamp with attached nVent CADDY Cablecat J-Hook
- Supports low voltage cables



Material: Steel
 Finish: Pregalvanized, nVent CADDY Armour



Part #	Description	
CAT12BCB	3/4" dia, 1/8"-1/2" Flange	40 pc

CABLECAT J-HOOK WITH BC200 BEAM CLAMP

- Beam clamp with attached nVent CADDY Cablecat J-Hook
- Supports low voltage cables



Material: Steel
 Finish: Pregalvanized



Part #	Description	
CAT12BC200	3/4" dia, 1/8"-1/2" Flange	40 pc


CABLECAT J-HOOK WITH BC200 BEAM CLAMP, SWIVEL

- Beam clamp with attached nVent CADDY Cablecat J-Hook
- Supports low voltage cables
- Rotates 360 degrees to support various directional runs of cable



Material: Steel
 Finish: Pregalvanized



Part #	Description	
CAT12BC200B	3/4" dia, 1/8"-1/2" Flange	40 pc

DATAKOM/LOW VOLTAGE **Cable Support Systems**


CABLECAT J-HOOK WITH HAMMER-ON FLANGE CLIP

- Hammer-on beam clamp with attached nVent CADDY Cablecat J-Hook
- Supports low voltage cables



Material: Steel, Spring Steel
 Finish: Pregalvanized, nVent CADDY Armour



Part #	Description	
CAT1224SM	3/4" dia, 1/8"–1/4" Flange	40 pc
CAT1258SM	3/4" dia, 5/16"–1/2" Flange	40 pc
CAT12912SM	3/4" dia, 9/16"–3/4" Flange	40 pc


CABLECAT J-HOOK WITH HAMMER-ON FLANGE CLIP, SWIVEL

- Hammer-on beam clamp with attached nVent CADDY Cablecat J-Hook
- Supports low voltage cables
- Rotates 360 degrees to support various directional runs of cable



Material: Steel, Spring Steel
 Finish: Pregalvanized, nVent CADDY Armour



Part #	Description	
CAT1224	3/4" dia, 1/8"–1/4" Flange	40 pc
CAT1258	3/4" dia, 5/16"–1/2" Flange	40 pc
CAT12912	3/4" dia, 9/16"–3/4" Flange	20 pc
CAT3224	2" dia, 1/8"–1/4" Flange	20 pc

DATAKOM/LOW VOLTAGE
Cable Support Systems

CABLECAT J-HOOK WITH C PURLIN CLIP

- Purlin clip with attached nVent CADDY Cablecat J-Hook
- Supports low voltage cables



Material: Steel, Spring Steel
 Finish: Pregalvanized, nVent CADDY Armour



Part #	Description	
CAT12VF14	3/4" dia, 1/16"–1/4" Flange	40 pc

CABLECAT J-HOOK WITH Z PURLIN CLIP

- Purlin clip with attached nVent CADDY Cablecat J-Hook
- Supports low voltage cables



Material: Steel, Spring Steel
 Finish: Pregalvanized, nVent CADDY Armour



Part #	Description	
CAT12AF14	3/4" dia, 1/16"–1/4" Flange	40 pc

CABLECAT J-HOOK WITH PEDESTAL CLAMP

- Pedestal mount with attached nVent CADDY Cablecat J-Hook
- Supports low voltage cables



Material: Steel
 Finish: Pregalvanized



Part #	Description	
CAT12CD1B	3/4" dia, 3/4" Square, 7/8"-1 1/8" Round Pedestal	40 pc

DATAKOM/LOW VOLTAGE
Cable Support Systems


CABLECAT J-HOOK WITH ROD/WIRE CLIP

- Threaded rod attachment with attached nVent CADDY Cablecat J-Hook
- Supports low voltage cables



Material: Steel, Spring Steel
Finish: Pregalvanized, nVent CADDY Armour



Part #	Description	
CAT124Z34	3/4" dia, 1/8"-3/8" Flange, 1/4" Rod	40 pc
CAT126Z34	3/4" dia, 3/8"-7/16" Flange, 3/8" Rod	60 pc
CAT128Z34	3/4" dia, 1/2", 5/8" Rod	50 pc

1/2" and 5/8" rod sizes are to be installed on threaded rod only.

CABLECAT J-HOOK WITH T-GRID CLIP

- T-Grid attachment with attached nVent CADDY Cablecat J-Hook
- Supports low voltage cables



Material: Steel, Spring Steel
Finish: Pregalvanized, nVent CADDY Armour



Part #	Description	
CAT12TS	3/4" dia	60 pc

CABLECAT T-GRID CLIP FOR J-HOOKS

- T-Grid attachment for nVent CADDY Cablecat J-Hook support
- Supports low voltage cables



Material: Spring Steel
 Finish: nVent CADDY Armour



Part #	Description	
CATTS	nVent CADDY Cablecat T-Grid Clip for J-Hooks	100 pc

Additional support wire required per NEC® 300.11.

CABLECAT J-HOOK WITH SHOT-FIRE BRACKET

- Cost effective alternative to expensive cable tray
- Galvanized finish on J-Hooks provide smoother cable pull and greater corrosion resistance
- Complete with shot-fire bracket and pre-assembled drive pin from Powers Fasteners, Inc.
- Quickly and easily attaches to concrete, steel or composite metal decking
- Integrated pin installs easily using powder-actuated or single-shot gas-actuated tools
- ICC-ES ESR-2024 evaluation report available for drive pin from Powers Fasteners, Inc



Material: Steel
 Finish: Electrogalvanized, Pregalvanized

Part #	Description	
CAT12SF	3/4" dia	50 pc

Uses Powers Fasteners, Inc. part number 50032. Pre-assembled drive pin from Powers Fasteners, Inc. works with Powers® C4CZ, Simpson® GCN-MEPKT, SPIT® P1000, P200, P2201, P3500 / PA3500, P35s, P45, P60, P7201, Sniper; Ramset® 721, Cobra, D45 / D60 / D60L, M70, SA270, T3SS, TS750P, TS60P, Viper; Hilti® DX35, DX350 / DX351 / DX36M, DX100 / DX200, DX460, DXA40, DXA41, DXE72 / DX400; Würth Diva-1, BST-1, BST-2 or equivalent nailers.

CABLECAT J-HOOK WITH ANGLE BRACKET

- Angle bracket support with attached nVent CADDY Cablecat J-Hook
- Supports low voltage cables



Material: Steel
Finish: Pregalvanized




Part #	Description	
CAT12AB	3/4" dia, 1/4" Hole	40 pc
CAT21AB	1 5/16" dia, 1/4" Hole	40 pc

CABLECAT J-HOOK WITH PIN DRIVEN ANGLE BRACKET

- Angle bracket support with attached nVent CADDY Cablecat J-Hook
- Supports low voltage cables



Material: Steel
Finish: Pregalvanized

Part #	Description	
CAT12AFAB3	3/4" dia, 3/16" Hole	50 pc

DATACOM/LOW VOLTAGE
 Cable Support Systems



NVENT CADDY CAT CM U-HOOK

- Provides optimal support for high-performance data cable, up to and including Cat 5e, Cat 6, Cat 6A, Cat 7 and fiber optic
- System offers a convenient pathway for wires and cables
- Specially designed U-Hooks have large-diameter, rounded support surfaces
- U-Hooks can be mounted vertically along the same drop rod to create a tree configuration
- Cantilever mounting allows U-Hooks to be mounted to walls and columns with brackets
- Rounded edges help prevent over-bending and kinking of cables
- Ideal for retrofit applications where cable runs need to be routed around existing building infrastructure
- Compliant with NEC® and ANSI®/TIA structured cabling systems standards



Material: Steel
 Finish: Electrogalvanized




Part #	Description		
CAT200CMLN	8"	100 lb	10 pc
CAT300CMLN	12"	100 lb	10 pc

DATAKOM/LOW VOLTAGE
Cable Support Systems

CAT CM U-HOOK, STRUT MOUNT

- Provides optimal support for high-performance data cable, up to and including Cat 5e, Cat 6, Cat 6A, Cat 7 and fiber optic
- Integrated quick-attach T-nut allows U-Hooks to be quickly mounted to strut
- System offers a convenient pathway for wires and cables
- Specially designed U-Hooks have large-diameter, rounded support surfaces
- Rounded edges help prevent over-bending and kinking of cables
- Ideal for retrofit applications where cable runs need to be routed around existing building infrastructure
- Compliant with NEC® and ANSI®/TIA structured cabling systems standards





Material: Steel

Finish: Electrogalvanized

Included Components: Quick-Attach T-Nut



Part #	Description		
CAT200CM	8"	100 lb	10 pc
CAT300CM	12"	100 lb	10 pc

CAT CM DOUBLE J-HOOK

- Provides optimal support for high-performance data cable, up to and including Cat 5e, Cat 6, Cat 6A, Cat 7 and fiber optic
- System offers a convenient pathway for wires and cables
- Double J-Hooks can be mounted vertically along the same drop rod to create a tree configuration
- Allows addition of cables even when fixed flush to overhead decking
- Specially designed double J-Hook has large-diameter, rounded support surfaces
- Rounded edges help prevent over-bending and kinking of cables
- Ideal for retrofit applications where cable runs need to be routed around existing building infrastructure
- Compliant with NEC® and ANSI®/TIA structured cabling systems standards



Material: Steel

Finish: Electrogalvanized



Part #	Description	
CAT100CM	70 Cable Capacity, Cat 5e, 30 Cable Capacity, Cat 6A	20 pc

Area shown is the combined value for both sides. Divide by 2 for area of each side.


DATACOM/LOW VOLTAGE
 Cable Support Systems

CAT CM ROLLER

- Retains cables while supporting cable pulls



Material: Steel
 Finish: Pregalvanized


Part #	Description	
CATRL200CM	8"	10 pc
CATRL300CM	12"	10 pc

CAT CM WIRE RETAINER

- Provides 360 degree containment for cables



Material: Steel
 Finish: Pregalvanized

Part #	Description	
CATRT200CM	9.525"	50 pc
CATRT300CM	13.5"	50 pc

nVent CADDY CAT CM PROTECTION TUBE

- Protects high performance data cables from coming in contact with threaded rod
- Minimizes the risk of cutting or abrading cable sheaths while pulling cable



Material: Steel
 Finish: Electrogalvanized

Part #	Description	
CATTBCM	5/8" dia	30 pc


DATAKOM/LOW VOLTAGE **Cable Support Systems**

CAT CM WALL BRACKET

- Allows nVent CADDY Cat CM U-Hooks to be mounted to walls and columns



Material: Steel
 Finish: Pregalvanized

Part #	Description	
CATWMCM	8"	10 pc

NVENT CADDY CAT 425 ADJUSTABLE CABLE SUPPORT

- Provides optimal support for high-performance data cable, up to and including Cat 5e, Cat 6, Cat 6A, Cat 7 and fiber optic
- Simple unlocking and locking of bar allows for additional cables to be added easily after installation
- Adjustable strap allows for multiple support sizes to reduce inventory
- Cost effective alternative to expensive cable tray
- cULus® Listed and complies with NEC® and TIA requirements for structured cabling systems
- Suitable for air handling spaces (plenum)



Material: Steel, Polyethylene
 Finish: Electrogalvanized



Part #	Description		
CAT425	4", 6" dia, 1/4" Hole	100 lb	10 pc
CAT425A6	4", 6" dia, 3/8" Hole	100 lb	10 pc

DATACOM/LOW VOLTAGE

Cable Support Systems

CAT 425 WALL MOUNT ADJUSTABLE CABLE SUPPORT



- Provides optimal support for high-performance data cable, up to and including Cat 5e, Cat 6, Cat 6A, Cat 7 and fiber optic
- Simple unlocking and locking of bar allows for additional cables to be added easily after installation
- Adjustable strap allows for multiple support sizes to reduce inventory
- Cost effective alternative to expensive cable tray
- cULus® Listed and complies with NEC® and TIA requirements for structured cabling systems
- Suitable for air handling spaces (plenum)



Material: Steel, Polyethylene

Finish: Electrogalvanized



Part #	Description		
CAT425WM	4", 6" dia	100 lb	10 pc

CAT 425 ADJUSTABLE CABLE SUPPORT WITH BC BEAM CLAMP



- Easy installation to beam flanges
- Rotates 360 degrees to support various directional runs of cable
- Provides optimal support for high-performance data cable, up to and including Cat 5e, Cat 6, Cat 6A, Cat 7 and fiber optic
- Simple unlocking and locking of bar allows for additional cables to be added easily after installation
- Adjustable strap allows for multiple support sizes to reduce inventory
- Cost effective alternative to expensive cable tray
- cULus® Listed and complies with NEC® and TIA requirements for structured cabling systems
- Suitable for air handling spaces (plenum)



Material: Steel, Polyethylene

Finish: nVent CADDY Armour, Electrogalvanized



Part #	Description		
CAT425BC	4", 6" dia, 0.13"–0.5" Flange	100 lb	10 pc

DATA/COM/LOW VOLTAGE **Cable Support Systems**

CAT 425 ADJUSTABLE CABLE SUPPORT WITH BC200 BEAM CLAMP

- Easy installation to beam flanges
- Rotates 360 degrees to support various directional runs of cable
- Provides optimal support for high-performance data cable, up to and including Cat 5e, Cat 6, Cat 6A, Cat 7 and fiber optic
- Simple unlocking and locking of bar allows for additional cables to be added easily after installation
- Adjustable strap allows for multiple support sizes to reduce inventory
- Cost effective alternative to expensive cable tray
- cULus® Listed and complies with NEC® and TIA requirements for structured cabling systems
- Suitable for air handling spaces (plenum)



Material: Steel, Polyethylene
 Finish: Electrogalvanized



Part #	Description		
CAT425BC200	4", 6" dia, 1/8"–1/2" Flange	100 lb	10 pc

CAT 425 ADJUSTABLE CABLE SUPPORT WITH FLANGE CLIP

- Requires only a hammer to install
- Provides optimal support for high-performance data cable, up to and including Cat 5e, Cat 6, Cat 6A, Cat 7 and fiber optic
- Simple unlocking and locking of bar allows for additional cables to be added easily after installation
- Adjustable strap allows for multiple support sizes to reduce inventory
- Cost effective alternative to expensive cable tray
- cULus® Listed and complies with NEC® and TIA requirements for structured cabling systems
- Suitable for air handling spaces (plenum)



Material: Steel, Polyethylene, Spring Steel
 Finish: nVent CADDY Armour, Electrogalvanized



Part #	Description		
CAT42524SM	4", 6" dia, 1/8"–1/4" Flange	100 lb	10 pc
CAT42558SM	4", 6" dia, 5/16"–1/2" Flange	100 lb	10 pc
CAT425912SM	4", 6" dia, 9/16"–3/4" Flange	100 lb	10 pc

CAT 425 ADJUSTABLE CABLE SUPPORT WITH C PURLIN CLIP

- Requires only a hammer to install
- Provides optimal support for high-performance data cable, up to and including Cat 5e, Cat 6, Cat 6A, Cat 7 and fiber optic
- Simple unlocking and locking of bar allows for additional cables to be added easily after installation
- Adjustable strap allows for multiple support sizes to reduce inventory
- Cost effective alternative to expensive cable tray
- cULus® Listed and complies with NEC® and TIA requirements for structured cabling systems
- Suitable for air handling spaces (plenum)



Material: Steel, Polyethylene, Spring Steel
 Finish: Electrogalvanized, nVent CADDY Armour



Part #	Description		
CAT425VF14	4", 6" dia, 1/16"–1/4" Flange	100 lb	10 pc

CAT 425 ADJUSTABLE CABLE SUPPORT WITH Z PURLIN CLIP

- Requires only a hammer to install
- Provides optimal support for high-performance data cable, up to and including Cat 5e, Cat 6, Cat 6A, Cat 7 and fiber optic
- Simple unlocking and locking of bar allows for additional cables to be added easily after installation
- Adjustable strap allows for multiple support sizes to reduce inventory
- Cost effective alternative to expensive cable tray
- cULus® Listed and complies with NEC® and TIA requirements for structured cabling systems
- Suitable for air handling spaces (plenum)



Material: Steel, Polyethylene, Spring Steel
 Finish: nVent CADDY Armour, Electrogalvanized



Part #	Description		
CAT425AF14	4", 6" dia, 1/16"–1/4" Flange	100 lb	10 pc

DATAKOM/LOW VOLTAGE **Cable Support Systems**



CAT 425 ADJUSTABLE CABLE SUPPORT WITH PEDESTAL CLAMP

- Easy installation to pedestals used under raised floors
- Provides optimal support for high-performance data cable, up to and including Cat 5e, Cat 6, Cat 6A, Cat 7 and fiber optic
- Simple unlocking and locking of bar allows for additional cables to be added easily after installation
- Adjustable strap allows for multiple support sizes to reduce inventory
- Cost effective alternative to expensive cable tray
- cULus® Listed and complies with NEC® and TIA requirements for structured cabling systems
- Suitable for air handling spaces (plenum)



Material: Steel, Polyethylene
 Finish: Electrogalvanized



Part #	Description		
CAT425WMCD1B	4", 6" dia	50 lb	10 pc


THREADED BRIDLE RING

- Combine bridle rings with other nVent CADDY fasteners to support cables from flange, purlin, drop wire, t-grid, etc.



Material: Steel
 Finish: Electrogalvanized




Part #	Description	
2BRT12	0.75" dia, #10 Screw, Metal	50 lb
2BRT20	1.25" dia, #10 Screw, Metal	50 lb
2BRT32	2" dia, #10 Screw, Metal	50 lb
2BRT8	0.5" dia, #10 Screw, Metal	50 lb
4BRT20	1.25" dia, 1/4" Screw, Metal	50 lb
4BRT20WS	1.25" dia, 1/4" Screw, Wood	50 lb
4BRT32	2" dia, 1/4" Screw, Metal	50 lb
4BRT32WS	2" dia, 1/4" Screw, Wood	50 lb
4BRT64	4" dia, 1/4" Screw, Metal	50 lb

Bridle Rings not recommended for high performance cables. See nVent CADDY Cat HP J-Hook System.

DATACOM/LOW VOLTAGE


Cable Support Systems

PLAIN BRIDLE RING



Material: Steel
Finish: Electrogalvanized



Part #	Description	F ↓	
2BR8	1/2" dia, #8 Wire	50 lb	100 pc
2BR12	3/4" dia, #8 Wire	50 lb	100 pc
2BR20	1 1/4" dia, #8 Wire	50 lb	100 pc
2BR32	2" dia, #8 Wire	50 lb	100 pc

Bridle Rings not recommended for high performance cables. See nVent CADDY Cat HP J-Hook System.

MULTI-PURPOSE CLIP FOR BRIDLE RINGS

- Requires only a hammer to install
- Accommodates standard 1/4-20 or #10-24 threaded bridle rings, standard drive rings as well as unthreaded bridle rings
- Supports drive rings or bridle rings from flange



Material: Spring Steel
Finish: nVent CADDY Armour



Part #	Description	
2FMP28	1/8"-1/2" Flange, 1/4", #10 Wire	100 pc

DATAKOM/LOW VOLTAGE
Bridle Rings

BOX ELIMINATOR CONDUIT SUPPORT

- Eliminates need for electrical box when datacomm cables are run in conduit
- Easily attaches to the MP1S or MP2S low voltage mounting plates




Material: Steel
Finish: Pregalvanized



Part #	Description	
MPCB1220	Box Eliminator Conduit Support	25 pc

BOX ELIMINATOR CONDUIT SUPPORT WITH MOUNTING PLATE

- Eliminates need for electrical box when datacomm cables are run in conduit
- Mounting plate kits include mounting plate, conduit support and screws



Material: Steel
Finish: Pregalvanized



Part #	Description	
MP1SCB	1 Gang	25 pc
MP2SCB	2 Gang	25 pc

DATACOM/LOW VOLTAGE
 Mounting Plates

LOW VOLTAGE MOUNTING PLATE FOR NEW CONSTRUCTION

- Provides a bracket for mounting low voltage Class 2 communication outlets
- Reduces bulges in the dry wall caused by plaster rings
- May be installed to the front or the side of the metal or wood stud
- Side support provides for a rigid installation
- Attaches with self-tapping screws or nails
- Works with wood or metal studs



Material: Steel
 Finish: Pregalvanized



Part #	Description	
MP1S	1 Gang	25 pc
MP2S	2 Gang	25 pc

No load rating, for positioning only.


LOW VOLTAGE MOUNTING PLATE WITH SCREWS

- Provides positive support with locking screws
- Makes wire “fishing” easier
- Install with a drywall saw and screwdriver
- Eliminates the need for an electrical box when installing low voltage Class 2 wiring



Material: Steel
 Finish: Plain



Part #	Description	
MPLS	1 Gang	100 pc
MPLS2	2 Gang	100 pc

For low voltage Class 2 use only.

DATACOM/LOW VOLTAGE Mounting Plates


LOW VOLTAGE MOUNTING PLATE

- Provides positive support with locking screws
- Makes wire “fishing” easier
- Install with a drywall saw and screwdriver
- Eliminates the need for an electrical box when installing low voltage Class 2 wiring



Material: Steel
Finish: Pregalvanized



Part #	Description	
MP1	1 Gang	100 pc
MP2	2 Gang	100 pc

For low voltage Class 2 use only.


PLASTIC LOW VOLTAGE MOUNTING PLATE

- No sharp metal edges with plastic design
- Fast, easy way to install
- No installation tools required to secure bracket in the drywall opening
- Serrated interlocking system secures tightly
- Template points on brackets help eliminate multiple measurement markings during installation
- Recessed design helps assure flush mount of device
- Eliminates the need for electrical boxes on low voltage class 2 applications



Material: Acrylonitrile Butadiene Styrene
Finish: Plain



Part #	Description	
MP1P	1 Gang	100 pc
MPAL2	2 Gang	100 pc
MP34P	3, 4 Gang	2 pc

No load rating, for positioning only. For low voltage Class 2 use only.

DATACOM/LOW VOLTAGE
 Mounting Plates

VERSATILE THREAD IMPRESSION

- Support point for speakers, audio/ video/security panels, EXIT signs, etc
- Use either #6-32 screw or #6 sheet metal screw
- Spring steel with corrosion protection finish



Material: Spring Steel
 Finish: nVent CADDY Armour



Part #	Description		
MPVTI	Versatile Thread Impression	20 pc	

NVENT CADDY CAT CR50 LOW-VOLTAGE CABLE RETAINER

- Complies with the NEC®, the CEC and TIA standards for cable management
- Allows for horizontal and vertical change of direction
- Installs easily
- Works with CAT 5e and higher, fiber optic and coaxial cable
- Residential application
- Suitable for air handling spaces (plenum)



Material: Polypropylene



Part #	Description		
CATCR50	2" dia	10 lb	25 pc


DATAKOM/LOW VOLTAGE **Mounting Plates**

NVENT CADDY MILLE-TIE

- Suitable for heavy duty applications
- Maintains cable properties and conductor configuration
- Protects cable from crimping with "Intelligent Grip Technology"
- Cushions vibration
- No sharp edges
- One size fits all
- Reusable



Material: Polyurethane
 Temperature: -4 to 140 °F

Part #	Description	
CATMTH	General Use, Black	100 pc
CATMTLS	Low-Smoke/Halogen Free, Yellow	100 pc
CATMTP	Plenum, Red	100 pc

SIGNAL REFERENCE GRID WIRE CLAMP

- Provides a quick method to support a signal grid to computer floor pedestals
- Slots in fastener grip wire to provide positive contact with post
- Clamps grid wire directly to post allowing a low resistance connection across bare metal contacts
- Installs easily with a screwdriver or nut driver



Material: Steel
 Finish: Electrogalvanized

Part #	Description	
RGC	#8 Stranded-#4 Stranded	100 pc


DATAKOM/LOW VOLTAGE
 Clips, Clamps and Retainers

METAL PRESSURE CLIP

- Ideal for smaller runs of cable
- Flexible clip retains shape and allows for cables to be inserted after installation
- Rounded edges help prevent cable damage
- Cables are neatly installed providing a consistent and professional appearance
- Low-profile allows for installations in tight spaces



Material: Spring Steel
 Finish: nVent CADDY Armour

Part #	Description	
PKM10H3	10 Cable, 0.19" Hole	50 pc
PKM10H6	10 Cable, 0.28" Hole	50 pc
PKM16H3	16 Cable, 0.19" Hole	50 pc
PKM16H6	16 Cable, 0.28" Hole	50 pc


Supports cable diameters up to 1/2" (13 mm) when installed with a standard 1/4" (6 mm) washer.

CAT 600R STRUT MOUNT VERTICAL CABLE SUPPORT KIT

- Kit includes four nVent CADDY Cat 600R cable supports and a pre-cut section of strut
- Makes vertical cable pulling easier - locking mechanism opens during pull and re-engages when cable is released
- Rounded edges help prevent cable damage
- Valuable space savings within telecomm closets
- Reduces installation time
- Allows cable installation to start at the bottom floor



Material: Steel
 Finish: Electrogalvanized

Part #	Description	
CAT600RKIT	nVent CADDY Cat 600R Strut Mount Vertical Cable Support Kit	1 pc

DATACOM/LOW VOLTAGE

Clips, Clamps and Retainers


NVENT CADDY CAT 600R STRUT MOUNT VERTICAL CABLE SUPPORT

- Makes vertical cable pulling easier
 - locking mechanism opens during pull and re-engages when cable is released
- Includes pre-riveted assembly that twist-locks into the strut
- Rounded edges help prevent cable damage
- Valuable space savings within telecomm closets
- More versatile allowing future additions of cable runs
- Reduces installation time
- Allows cable installation to start at the bottom floor



Material: Steel
Finish: Electrogalvanized



Part #	Description	
CAT600R	nVent CADDY Cat 600R Strut Mount Vertical Cable Support	2 pc


CAT 600WM WALL MOUNT VERTICAL CABLE SUPPORT

- Makes vertical cable pulling easier
 - locking mechanism opens during pull and re-engages when cable is released
- Accepts wide range of cable sizes:
(75) 4-pair UTP Cat 5e, (47) Cat 6,
(10) 25-pair UTP, (1) each 100-pair through 600-pair
- Rounded edges help prevent cable damage
- Valuable space savings within telecomm closets
- More versatile allowing future additions of cable runs
- Reduces installation time
- Allows cable installation to start at the bottom floor



Material: Steel
Finish: Electrogalvanized



Part #	Description	
CAT600WM	nVent CADDY Cat 600WM Wall Mount Vertical Cable Support	2 pc

SECURITY CAMERA BETWEEN T-GRID MOUNTING KIT

- Ideal for mounting analog cameras, wireless access points, speakers, monitors and other small electronics
- Designed to meet the requirements of NEC® 300.11



Material: Steel
 Finish: Pregalvanized

Part #	Description	<div>F</div>	<div></div>
SCMKC	Security Camera Between T-Grid Mounting Kit	50 lb	20 pc

nVent CADDY Rod Lock



ROD LOCK THREADED ROD MOUNTING SYSTEM
Structural Attachments

ROD LOCK BEAM CLAMP

- Prefabricated assemblies easily lift and lock into place, helping to save time and money
- Easy “push-to-install” design allows installers to simply push the threaded rod through the mounting hole, instantly holding it in position
- Lock nut can be finger tightened, locking the rod in place
- Works with slightly damaged threads and minor burrs on the threaded rod
- Conforms with Federal Specification WW-H-171 (Type 23), Manufacturers Standardization Society ANSI®/MSS-SP-58 (Type 19 and 23)



Material: Cast Iron
Finish: Electrogalvanized



Part #	Description	Static Load 1	Static Load 2	
CRLB37EG	3/8" Rod, 0.125"–0.375" Flange	250 lb	500 lb	25 pc

For use on plain and electro zinc plated hardware only. Static Load 1 represents 1/8" to 3/16" (3 mm to 5 mm) flange thickness. Static Load 2 represents 1/4" to 3/8" (6 mm to 10 mm) flange thickness. Recognizing that torque wrenches are generally not used or available on many job sites, the setscrew should be tightened so it contacts the I-beam and then an additional 1/2 turn added.



ROD LOCK BEAM CLAMP, THICK FLANGE

- Prefabricated assemblies easily lift and lock into place, helping to save time and money
- Easy “push-to-install” design allows installers to simply push the threaded rod through the mounting hole, instantly holding it in position
- Lock nut can be finger tightened, locking the rod in place
- Works with slightly damaged threads and minor burrs on the threaded rod
- Conforms with Federal Specification WW-H-171 (Type 23), Manufacturers Standardization Society ANSI®/MSS-SP-58 (Type 19 and 23)



Material: Cast Iron
Finish: Electrogalvanized



Part #	Description		
CRLB50EG	1/2" Rod, 0.375"–0.75" Flange	1,100 lb	25 pc

For use on plain and electro zinc plated hardware only. FM® Approved in the bottom mount orientation only. Recognizing that torque wrenches are generally not used or available on many job sites, the setscrew should be tightened so it contacts the I-beam and then an additional 1/2 turn added.

ROD LOCK THREADED ROD MOUNTING SYSTEM



Structural Attachments

ROD LOCK BAR JOIST HANGER

- Easily installs from underneath the bar joist
- Easily installs on lower or upper truss chord of the bar joist
- Plastic protection cap prevents dirt or structural coatings from obstructing the “push-to-install” mechanism
- Prefabricated assemblies easily lift and lock into place, helping to save time and money
- Easy “push-to-install” design allows installers to simply push the threaded rod through the mounting hole, instantly holding it in position
- Works with slightly damaged threads and minor burrs on the threaded rod



Material: Steel
Finish: Electrogalvanized
Static Load Safety Factor: 3.5:1

Part #	Description		
CRLJ37EG	3/8" Rod	1,000 lb	25 pc

Wrench Size 1 represents hex nut size used to tighten to bar joist.
Wrench Size 2 represents nVent CADDY Rod Lock hex nut size.

ROD LOCK ANCHOR SCREW

- For use with concrete and solid brick
- Prefabricated assemblies easily lift and lock into place, helping to save time and money
- Works with slightly damaged threads and minor burrs on the threaded rod



Material: Steel
Finish: Electrogalvanized



Part #	Description		
CRLA37EG	3/8" Rod, 2.875" x 1.25" x 0.875"	652 lb	25 pc

For use on plain and electro zinc plated hardware only.
Tested in 3,000 psi (20.68 MPa) concrete and soft or hard wood with a 9/32" pilot hole.

ROD LOCK THREADED ROD MOUNTING SYSTEM

Structural Attachments



ROD LOCK METAL DECKING PRESET ANCHOR

- Set in place through a drilled hole in the metal decking before the concrete is poured
- Eliminate overhead drilling into building structure – nVent CADDY Rod Lock Preset Anchors are cast in place
- Easy “push-to-install” design allows installers to simply push the threaded rod through the mounting hole, instantly holding it in position
- Can be used in lower and upper flute installations
- Works with slightly damaged threads and minor burrs on the threaded rod
- Prefabricated assemblies easily lift and lock into place, helping to save time and money
- Plastic flange acts as insert locator when the forms are removed



Material: Steel
Finish: Electrogalvanized



Part #	Description		
CRLM37EG	3/8" Rod	830 lb	25 pc
CRLM50EG	1/2" Rod	830 lb	25 pc



ROD LOCK PLYWOOD FORM PRESET ANCHOR

- Eliminate overhead drilling into building structure – nVent CADDY Rod Lock Preset Anchors are cast in place
- Nails hold the anchor in place during the pour and easily break off with a strike of a hammer once the plywood forms are removed
- Easy “push-to-install” design allows installers to simply push the threaded rod through the mounting hole, instantly holding it in position
- Works with slightly damaged threads and minor burrs on the threaded rod
- Prefabricated assemblies easily lift and lock into place, helping to save time and money
- Plastic flange acts as insert locator when the forms are removed



Material: Steel
Finish: Electrogalvanized



Part #	Description		
CRLW37EG	3/8" Rod	1,407 lb	25 pc
CRLW50EG	1/2" Rod	1,618 lb	25 pc

ROD LOCK THREADED ROD MOUNTING SYSTEM

Structural Attachments



ROD LOCK L-BRACKET

- Easy “push-to-install” design allows installers to simply push the threaded rod through the mounting hole, instantly holding it in position
- Prefabricated assemblies easily lift and lock into place, helping to save time and money
- Multiple attachment holes support the use of either self-drilling screws or bolts, offering installation options for concrete, wood, and steel structures
- Lock nut can be finger tightened, locking the rod in place
- Integrated adjustment nut enables fine tuning the system height up or down
- Extremely useful in tight spaces where wrenches are difficult to use
- Conforms with Federal Specification WW-H-171 (Type 23), Manufacturers Standardization Society ANSI®/MSS-SP-58 (Type 19 and 23)



Material: Steel
Finish: Electrogalvanized



Part #	Description		
CRL37EG	3/8" Rod	700 lb	25 pc

Follow fastener manufacturer's recommended shear and pull-out strength when fastening to the structure. Fastener not included. Install in accordance with applicable code.

ROD LOCK COUPLER

- Joins two sections of threaded rod by an easy “push-to-install” mechanism
- Can be easily installed at the end of a threaded rod, or to any existing male thread
- Plastic protection cap prevents dirt or structural coatings from obstructing the “push-to-install” mechanism
- Prefabricated assemblies easily lift and lock into place, helping to save time and money
- Works with slightly damaged threads and minor burrs on the threaded rod



Material: Steel
Finish: Electrogalvanized
Static Load Safety Factor: 3.5:1

Part #	Description		
CRLC37EG	3/8" Rod	1,000 lb	25 pc

Wrench Size 1 represents hex size used to tighten to threaded rod from structure.
Wrench Size 2 represents nVent CADDY Rod Lock hex nut size.

ROD LOCK THREADED ROD MOUNTING SYSTEM

Structural Attachments

ROD LOCK COUPLER WITH ROD

- Easily installs into any traditional structural threaded rod attachment
- Allows simple installation of threaded rod assemblies by an easy “push-to-install” mechanism
- Plastic protection cap prevents dirt or structural coatings from obstructing the “push-to-install” mechanism
- Prefabricated assemblies easily lift and lock into place, helping to save time and money
- Works with slightly damaged threads and minor burrs on the threaded rod



Material: Steel
Finish: Electrogalvanized
Static Load Safety Factor: 3.5:1

Part #	Description		
CRLC37L1	3/8" Rod	1,000 lb	25 pc

Wrench Size 1 represents hex nut size used to tighten to structural attachment.
Wrench Size 2 represents nVent CADDY Rod Lock hex nut size.

ROD LOCK COUPLER WIRE BASKET SUPPORT CLIP

- Allows wire basket to be suspended from threaded rod without the need of a strut trapeze
- Easy “push-to-install” design allows installers to simply push the threaded rod through the mounting hole, instantly holding it in position
- Securing fingers provides superior stability, preventing damage to the cables in the basket
- Allows for pre-fabrication off site



Material: Spring Steel; Steel
Finish: nVent CADDY Armour; Electrogalvanized

Part #	Description		
WBS37RL	3/8" Rod	120 lb	20 pc

ROD LOCK THREADED ROD MOUNTING SYSTEM Supports



ROD LOCK UNIVERSAL TRAY SUPPORT

- Universal design to accommodate various cable tray hanging methods including ceiling, wall, threaded rod, or cable hanging systems
- C-shape maintains accessibility to cables after installation is completed
- Easy “push-to-install” design allows installers to simply push the threaded rod through the mounting hole, instantly holding it in position
- Strut profile on both arms allow for two runs of cable trays per bracket
- Top tab can be bent allowing for extra wide cable trays to be installed when two brackets are fastened back-to-back
- Key holes provided for wall mount applications
- Works with the KBT Wire Basket Tray Clip for securing wire basket cable tray or J-bolts for securing cable ladder



Material: Steel

Finish: Electrogalvanized

Part #	Description		
UTS15038RL	3/8" Rod, 6.5"	100 lb	200 lb
UTS20038RL	3/8" Rod, 8.8"	100 lb	200 lb
UTS30038RL	3/8" Rod, 12.7"	100 lb	200 lb

Refer to Static Load 1 for installations with threaded rod.

Refer to Static Load 2 for wall mount and 3 mm nVent CADDY Speed Link installations.

ROD LOCK THREADED ROD MOUNTING SYSTEM

Supports



ROD LOCK STRUT

- Allows for the quick creation, installation, and adjustment of multi-level trapeze assemblies
- Ready to use out of the box and eliminates the need for cutting and preparing sections of strut
- Easy "push-to-install" design allows installers to simply push the threaded rod through the mounting hole, instantly holding it in position
- Integrated adjustment nut enables fine tuning the system height up or down
- Accommodates slight variances in rod-to-rod position of the trapeze
- No loose parts or special tools needed for installation
- Lock nut can be finger tightened, locking the rod in place
- Works with all accessories that fit standard A or C type strut channels



Material: Steel

Finish: Electrogalvanized, Pregalvanized

Part #	Description		
Strut Type: A (1 5/8" x 1 5/8")			
CRLP237L14	A Strut, 3/8" Rod, 16"	2,668 lb	5 pc
CRLP237L18	A Strut, 3/8" Rod, 20"	2,075 lb	5 pc
CRLP237L22	A Strut, 3/8" Rod, 24"	1,698 lb	5 pc
CRLP237L26	A Strut, 3/8" Rod, 28"	1,437 lb	5 pc
CRLP237L38	A Strut, 3/8" Rod, 40"	983 lb	5 pc
CRLP237L50	A Strut, 3/8" Rod, 52"	642 lb	5 pc
CRLP250L14	A Strut, 1/2" Rod, 16"	2,668 lb	5 pc
CRLP250L18	A Strut, 1/2" Rod, 20"	2,075 lb	5 pc
CRLP250L22	A Strut, 1/2" Rod, 24"	1,698 lb	5 pc
CRLP250L26	A Strut, 1/2" Rod, 28"	1,437 lb	5 pc
CRLP250L38	A Strut, 1/2" Rod, 40"	983 lb	5 pc
CRLP250L50	A Strut, 1/2" Rod, 52"	642 lb	5 pc
Strut Type: C (13/16" x 1 5/8")			
CRLP137L14	C Strut, 3/8" Rod, 16"	789 lb	5 pc
CRLP137L18	C Strut, 3/8" Rod, 20"	613 lb	5 pc
CRLP137L22	C Strut, 3/8" Rod, 24"	494 lb	5 pc
CRLP137L26	C Strut, 3/8" Rod, 28"	354 lb	5 pc
CRLP137L38	C Strut, 3/8" Rod, 40"	166 lb	5 pc
CRLP150L14	C Strut, 1/2" Rod, 16"	789 lb	5 pc
CRLP150L18	C Strut, 1/2" Rod, 20"	613 lb	5 pc
CRLP150L22	C Strut, 1/2" Rod, 24"	494 lb	5 pc
CRLP150L26	C Strut, 1/2" Rod, 28"	354 lb	5 pc
CRLP150L38	C Strut, 1/2" Rod, 40"	166 lb	5 pc

Parts are currently being phased out. Limited quantities available.

Ultimate load ratings for nVent CADDY Rod Lock Strut assumes a uniformly distributed load and includes a hole factor of 0.92. It is based on the material yield and maximum allowable deflection; an additional Safety Factor of 2 is recommended. nVent CADDY Rod Lock Strut must be installed with the open side of the channel facing up. For indoor applications only.


ROD LOCK THREADED ROD MOUNTING SYSTEM Supports

ROD LOCK TELESCOPING STRUT REPLACEMENT

- Easy “push-to-install” design allows installers to simply push the threaded rod through the mounting hole, instantly holding it in position
- Telescopes to the desired length and is locked in place by snapping closed a spring retainer clip
- Standard strut profile runs the entire length of the part, allowing most standard fittings to be placed anywhere between the rods
- Allows installers to prefabricate complex assemblies and quickly lift and lock them into place
- Lock nut can be finger tightened, locking the rod in place
- Allows for the quick creation, installation, and adjustment of multi-level trapeze assemblies
- Captive threaded nuts enable fastening to threaded rod supports without loose parts
- Integrated ruler displays space between hanger rods in inches and centimeters
- Supports up to seven 2" (50 DN) conduits, six 2" (50 DN) water filled pipes at 10" (3 m) spacing, or up to 18" (450 mm) cable tray
- Conduit can be supported on the top and bottom, eliminating the need for double sided strut
- Conduit and pipe can be placed directly on the strut profile, saving vertical space in buildings with limited room for installation



Material: Steel
Finish: Pregalvanized

Part #	Description	Static Load 1	Static Load 1	
TSR122038RL	3/8" Rod, Adjustable from 12 1/2" to 20" between rods	300 lb	200 lb	20 pc

Static Load 1 represents a distributed load for 12" - 20" (300 - 500 mm) installations and a point load for 12" - 16" (300 - 400 mm) installations. Static Load 2 represents a point load for 16" - 20" (400 - 500 mm) installations.

ROD LOCK THREADED ROD MOUNTING SYSTEM

Supports

ROD LOCK CHANNEL NUT

- Provides fast universal attachment of threaded rod and hardware to standard strut profiles
- Can be used to prefabricate assemblies which can be quickly pushed onto previously installed threaded rods
- Works with slightly damaged threads and minor burrs on the threaded rod



Material: Cast Iron
Finish: Electrogalvanized

Part #	Description		
CRLS37EG	3/8" Rod	750 lb	100 pc

For use on plain and electro zinc plated hardware only.

ROD LOCK STRUT NUT

- Allows for the quick creation, installation, and adjustment of multi-level trapeze assemblies
- Installs in strut profiles without the need to insert fingers or tools into the strut
- Easy "push-to-install" design allows installers to simply push the threaded rod through the mounting hole, instantly holding it in position
- Integrated adjustment nut enables fine tuning the system height up or down
- Lock nut can be finger tightened, locking the rod in place
- Accommodates slight variances in rod-to-rod position of the trapeze
- Can be used to prefabricate assemblies which can be quickly pushed onto previously installed threaded rods
- Works with slightly damaged threads and minor burrs on the threaded rod



Material: Steel
Finish: Electrogalvanized

Part #	Description	Static Load 1	Static Load 1	
CRLSL37EG	A Strut, 3/8" Rod	1,500 lb	900 lb	20 pc

Static Load 1 represents 12 GA strut channel type A. Static Load 2 represents 14 GA strut channel type C. Wrench Size 1 represents nVent CADDY Rod Lock hex nut size. Wrench Size 2 represents stem nut size. Must be installed with the open side of the strut channel facing up. nVent CADDY Rod Lock Strut Nuts must be installed at a minimum of 1" (25.4 mm) from both ends of the strut channel.

ROD LOCK THREADED ROD MOUNTING SYSTEM



Hardware

ROD LOCK NUT

- Easy “push-to-install” design allows installers to simply push the threaded rod through the mounting hole, instantly holding it in position
- Fast installation onto long threaded rods – push the nut in place instead of threading it up the rod
- Excellent alignment and easy fine adjustment by spinning the nut
- Extremely useful in tight spaces where wrenches are difficult to use



Material: Steel
Finish: Electrogalvanized

Part #	Description		
CRLN37EG	3/8" Rod	1,350 lb	25 pc



Static Load based on Grade 2 threaded rod.

SN SERIES NUT

- Allows side mounting of nut to threaded rod
- Reduces the need for threading compared to standard nuts and washers
- Ideal for retrofit projects, such as trapeze installations, where disassembly of the support system is not desired
- Works with slightly damaged threads and minor burrs on the threaded rod
- Reduces installation time up to 50%



Material: Steel
Finish: Electrogalvanized

Part #	Description		
SN25	1/4" Rod	500 lb	100 pc
SN37	3/8" Rod	1,350 lb	100 pc
SN50	1/2" Rod	2,250 lb	100 pc

For use on plain and electro zinc plated hardware only.

ROD LOCK THREADED ROD MOUNTING SYSTEM

Hardware

SNSW FLANGED NUT

- Ideal for retrofit projects, such as trapeze installations, where disassembly of the support system is not desired
- Use as a stopper when installing nVent CADDY Rod Lock assemblies
- Can be easily installed, removed, and repositioned at any location along the threaded rod
- Ready to use out of the box and eliminates multiple pieces of standard hardware
- Functions as a hex nut and flat washer combined
- Washer is wide enough to work with standard strut channel profiles



Material: Steel
Finish: Electrogalvanized
Static Load Safety Factor: 3:1

Part #	Description		
SNSW37	3/8" Rod, 1.67" dia	300 lb	20 pc
SNSW50	1/2" Rod, 1.9" dia	300 lb	20 pc

For use on plain and electro zinc plated hardware only.


nVent CADDY Speed Link



SPEED LINK UNIVERSAL SUPPORT SYSTEM
SLK System



SPEED LINK SLK WITH ANGLE BRACKET

- Complete system includes wire, locking device and pre-assembled angle bracket end fitting
- Ideal for attaching to concrete, steel or wood surfaces
- Simple alternative to jack chain and additional hardware



Material: Steel, Zinc Alloy, Polypropylene
Finish: Electrogalvanized
Static Load Safety Factor: 5:1
Complies With: SMACNA HVAC-DCS



Part #	Description			Certification
Wire Rope Diameter: 1.5 mm				
SLK15L1AB	1.5 mm Wire, 3.3' Length	44 lb	20 pc	cULus
SLK15L2AB	1.5 mm Wire, 6.6' Length	44 lb	20 pc	cULus
SLK15L3AB	1.5 mm Wire, 9.9' Length	44 lb	20 pc	cULus
SLK15L5AB	1.5 mm Wire, 16.4' Length	44 lb	20 pc	cULus
Wire Rope Diameter: 2.0 mm				
SLK2L2AB	2 mm Wire, 6.6' Length	100 lb	10 pc	cULus
SLK2L3AB	2 mm Wire, 9.9' Length	100 lb	10 pc	cULus
SLK2L5AB	2 mm Wire, 16.4' Length	100 lb	10 pc	cULus
Wire Rope Diameter: 3.0 mm				
SLK3L1AB	3 mm Wire, 3.3' Length	200 lb	10 x 10 pc	—
SLK3L2AB	3 mm Wire, 6.6' Length	200 lb	10 x 10 pc	—
SLK3L3AB	3 mm Wire, 9.9' Length	200 lb	5 x 10 pc	—
SLK3L5AB	3 mm Wire, 16.4' Length	200 lb	5 x 10 pc	—
SLK3L7AB	3 mm Wire, 22.9' Length	200 lb	5 x 5 pc	—
SLK3L10AB	3 mm Wire, 32.8' Length	200 lb	5 x 5 pc	—

Parts are currently being phased out. Limited quantities available.

SPEED LINK UNIVERSAL SUPPORT SYSTEM

SLK System

SPEED LINK SLK WITH SHOT-FIRE BRACKET

- Complete system includes wire, locking device and shot-fire bracket with pre-assembled drive pin from Powers Fasteners, Inc.
- Quickly and easily attaches to concrete, steel or composite metal decking
- Integrated pin installs easily using powder-actuated or single-shot gas-actuated tools
- ICC-ES ESR-2024 evaluation report available for drive pin from Powers Fasteners, Inc





Material: Steel, Zinc Alloy, Polypropylene

Finish: Electrogalvanized

Static Load Safety Factor: 5:1

Complies With: SMACNA HVAC-DCS



Part #	Description		
Wire Rope Diameter: 1.5 mm			
SLK15L1SF	1.5 mm Wire, 3.3' Length	44 lb	20 pc
SLK15L2SF	1.5 mm Wire, 6.6' Length	44 lb	20 pc
SLK15L3SF	1.5 mm Wire, 9.9' Length	44 lb	20 pc
SLK15L5SF	1.5 mm Wire, 16.4' Length	44 lb	20 pc
Wire Rope Diameter: 2.0 mm			
SLK2L2SF	2 mm Wire, 6.6' Length	100 lb	10 pc
SLK2L3SF	2 mm Wire, 9.9' Length	100 lb	10 pc
SLK2L5SF	2 mm Wire, 16.4' Length	100 lb	10 pc

Part is currently being phased out. Limited quantities available.

Uses Powers Fasteners, Inc. part number 50032. Static load was established based on a 1" (25.4 mm) embedment depth and 3,000 psi (20.68 MPa) lightweight concrete. For variations in embedment and material please consult www.powers.com. Pre-assembled drive pin from Powers Fasteners, Inc. works with Powers® C4CZ, Simpson® GCN-MEPKT, SPIT® P1000, P200, P2201, P3500 / PA3500, P35s, P45, P60, P7201, Sniper; Ramset® 721, Cobra, D45 / D60 / D60L, M70, SA270, T3SS, TS750P, TS60P, Viper; Hilti® DX35, DX350 / DX351 / DX36M, DX100 / DX200, DX460, DXA40, DXA41, DXE72 / DX400; Würth Diva-1, BST-1, BST-2 or equivalent nailers. For shot-fired supports in seismic design category D, E, or F, maximum load is the lesser of 90 lb (400 N) or the published load.

SPEED LINK UNIVERSAL SUPPORT SYSTEM

SLK System

SPEED LINK SLK WITH DECKING HOOK

- Complete system includes wire, locking device and pre-assembled decking hook end fitting
- Quickly and easily attaches to hollow metal decking
- Spring-loaded ends snap into decking hole and lock into place
- Innovative design helps protect the wire from sharp edges of decking hole, minimizing risk of damage to wire



Material: Steel, Zinc Alloy, Polypropylene
Finish: Electrogalvanized
Static Load Safety Factor: 5:1
Complies With: SMACNA HVAC-DCS



Part #	Description	<div>F</div>	<div></div>
Wire Rope Diameter: 1.5 mm			
SLK15L1DH	1.5 mm Wire, 3.3' Length	44 lb	5 x 20 pc
SLK15L2DH	1.5 mm Wire, 6.6' Length	44 lb	5 x 20 pc
SLK15L3DH	1.5 mm Wire, 9.9' Length	44 lb	20 pc
SLK15L5DH	1.5 mm Wire, 16.4' Length	44 lb	20 pc
Wire Rope Diameter: 2.0 mm			
SLK2L3DH	2 mm Wire, 9.9' Length	100 lb	10 pc
SLK2L5DH	2 mm Wire, 16.4' Length	100 lb	10 pc
SLK2L7DH	2 mm Wire, 22.9' Length	100 lb	10 pc

Parts are currently being phased out. Limited quantities available.

Load rating is only applicable if the load-bearing capacity of the supporting element (steel decking) is adequate. Check with deck manufacturer for recommended load capacity.

SPEED LINK UNIVERSAL SUPPORT SYSTEM
SLK System

SPEED LINK SLK WITH HAMMER-ON FLANGE CLIP

- Complete system includes wire, locking device and pre-assembled nVent CADDY Hammer-On Flange Clip end fitting
- Installs with just a hammer
- Fits most beams



Material: Steel, Polypropylene, Zinc Alloy
Finish: Electrogalvanized
Static Load Safety Factor: 5:1
Complies With: SMACNA HVAC-DCS



Part #	Description		
Wire Rope Diameter: 1.5 mm			
SLK15L34H24	1.5 mm Wire, 9.9' Length, 1/8"–1/4" Flange	44 lb	20 pc
SLK15L34H58	1.5 mm Wire, 9.9' Length, 5/16"–1/2" Flange	44 lb	20 pc
Wire Rope Diameter: 2.0 mm			
SLK2L34H24	2 mm Wire, 9.9' Length, 1/8"–1/4" Flange	100 lb	10 pc
SLK2L34H58	2 mm Wire, 9.9' Length, 5/16"–1/2" Flange	100 lb	10 pc

SPEED LINK UNIVERSAL SUPPORT SYSTEM

SLK System

SPEED LINK SLK WITH HOOK



- Complete system includes wire, locking device and pre-assembled hook end fitting
- Hooks to a wide range of nVent CADDY fasteners
- Fastens to the building structure or hanging services by looping around and hooking to wire rope
- Easy to remove for applications requiring maintenance
- Spring latch helps provide secure connection
- Insert cable through hole and use bottom side of hook as an end stop



- Also available in Y-hook configuration (see page 295)

Material: Steel, Polypropylene, Zinc Alloy
Finish: Electrogalvanized
Static Load Safety Factor: 5:1



Part #	Description			Certification
Wire Rope Diameter: 1.5 mm				
SLK15L1	1.5 mm Wire, 3.3' Length	44 lb	20 pc	cULus, SMACNA
SLK15L2	1.5 mm Wire, 6.6' Length	44 lb	20 pc	
SLK15L2R2	1.5 mm Wire, 6.6' Length	44 lb	15 x 2 pc	
SLK15L3	1.5 mm Wire, 9.9' Length	44 lb	20 pc	
SLK15L3R2	1.5 mm Wire, 9.9' Length	44 lb	15 x 2 pc	
SLK15L5	1.5 mm Wire, 16.4' Length	44 lb	20 pc	
SLK15L5R2	1.5 mm Wire, 16.4' Length	44 lb	15 x 2 pc	
SLK15L7	1.5 mm Wire, 22.9' Length	44 lb	20 pc	
SLK15L10	1.5 mm Wire, 32.8' Length	44 lb	20 pc	
Wire Rope Diameter: 2.0 mm				
SLK2L1	2 mm Wire, 3.3' Length	100 lb	10 pc	cULus, SMACNA
SLK2L2	2 mm Wire, 6.6' Length	100 lb	10 pc	
SLK2L2R2	2 mm Wire, 6.6' Length	100 lb	15 x 2 pc	
SLK2L3	2 mm Wire, 9.9' Length	100 lb	10 pc	
SLK2L3R2	2 mm Wire, 9.9' Length	100 lb	15 x 2 pc	
SLK2L5	2 mm Wire, 16.4' Length	100 lb	10 pc	
SLK2L5R2	2 mm Wire, 16.4' Length	100 lb	15 x 2 pc	
SLK2L7	2 mm Wire, 22.9' Length	100 lb	10 pc	
SLK2L10	2 mm Wire, 32.8' Length	100 lb	10 pc	
SLK2L10R2	2 mm Wire, 32.8' Length	100 lb	15 x 2 pc	
Wire Rope Diameter: 3.0 mm				
SLK3L1	3 mm Wire, 3.3' Length	200 lb	10 x 10 pc	SMACNA
SLK3L2	3 mm Wire, 6.6' Length	200 lb	10 x 10 pc	
SLK3L3	3 mm Wire, 9.9' Length	200 lb	5 x 10 pc	
SLK3L3R2	3 mm Wire, 9.9' Length	200 lb	10 x 2 pc	
SLK3L5	3 mm Wire, 16.4' Length	200 lb	5 x 10 pc	
SLK3L5R2	3 mm Wire, 16.4' Length	200 lb	15 x 2 pc	
SLK3L7	3 mm Wire, 22.9' Length	200 lb	5 x 5 pc	
SLK3L10	3 mm Wire, 32.8' Length	200 lb	5 x 5 pc	

SPEED LINK UNIVERSAL SUPPORT SYSTEM

SLK System

SPEED LINK SLK WITH LOOP

- Complete system includes wire, locking device and pre-assembled loop end fitting
- Easy and flexible solution attaches to building structures
- Wire rope wraps around structure and through loop for quick installation
- Ideal for attaching to purlins, beams and other structural members
- Works well in tight or confined spaces
- Loop attaches directly to pipe, ductwork or other hanging assemblies



Material: Steel, Polypropylene, Zinc Alloy
 Finish: Electrogalvanized
 Static Load Safety Factor: 5:1



Part #	Description			Certification
Wire Rope Diameter: 1.5 mm				
SLK15L1LP	1.5 mm Wire, 3.3' Length	44 lb	20 pc	cULus, SMACNA
SLK15L1LPR2	1.5 mm Wire, 3.3' Length	44 lb	15 x 2 pc	
SLK15L2LP	1.5 mm Wire, 6.6' Length	44 lb	20 pc	
SLK15L2LPR2	1.5 mm Wire, 6.6' Length	44 lb	15 x 2 pc	
SLK15L3LP	1.5 mm Wire, 9.9' Length	44 lb	20 pc	
SLK15L3LPR2	1.5 mm Wire, 9.9' Length	44 lb	15 x 2 pc	
SLK15L5LP	1.5 mm Wire, 16.4' Length	44 lb	20 pc	
SLK15L5LPR2	1.5 mm Wire, 16.4' Length	44 lb	15 x 2 pc	
SLK15L7LP	1.5 mm Wire, 22.9' Length	44 lb	20 pc	
SLK15L10LP	1.5 mm Wire, 32.8' Length	44 lb	20 pc	
Wire Rope Diameter: 2.0 mm				
SLK2L1LP	2 mm Wire, 3.3' Length	100 lb	10 pc	cULus, SMACNA
SLK2L2LP	2 mm Wire, 6.6' Length	100 lb	10 pc	
SLK2L3LP	2 mm Wire, 9.9' Length	100 lb	10 pc	
SLK2L5LP	2 mm Wire, 16.4' Length	100 lb	10 pc	
SLK2L7LP	2 mm Wire, 22.9' Length	100 lb	5 pc	
SLK2L10LP	2 mm Wire, 32.8' Length	100 lb	5 pc	
Wire Rope Diameter: 3.0 mm				
SLK3L1LP	3 mm Wire, 3.3' Length	200 lb	10 x 10 pc	SMACNA
SLK3L2LP	3 mm Wire, 6.6' Length	200 lb	10 x 10 pc	
SLK3L3LP	3 mm Wire, 9.9' Length	200 lb	5 x 10 pc	
SLK3L5LP	3 mm Wire, 16.4' Length	200 lb	5 x 10 pc	
SLK3L7LP	3 mm Wire, 22.9' Length	200 lb	5 x 5 pc	
SLK3L10LP	3 mm Wire, 32.8' Length	200 lb	5 x 5 pc	

SPEED LINK UNIVERSAL SUPPORT SYSTEM

SLK System



SPEED LINK SLK WITH THREADED STUD END

- Complete system includes wire, locking device and pre-assembled threaded stud end fitting
- Attaches to structures with threaded anchors or devices with threaded hole
- Connects directly to threaded devices in trapeze assemblies, light fixtures, HVAC assemblies or signage



Material: Steel, Polypropylene, Zinc Alloy
Finish: Electrogalvanized
Static Load Safety Factor: 5:1
Complies With: SMACNA HVAC-DCS



Part #	Description			Certification
Wire Rope Diameter: 1.5 mm				
SLK15L2SE250	1.5 mm Wire, 6.6' Length, 1/4" Rod	44 lb	20 pc	cULus
SLK15L3SE250	1.5 mm Wire, 9.9' Length, 1/4" Rod	44 lb	20 pc	cULus
SLK15L5SE250	1.5 mm Wire, 16.4' Length, 1/4" Rod	44 lb	20 pc	cULus
Wire Rope Diameter: 2.0 mm				
SLK2L2SE250	2 mm Wire, 6.6' Length, 1/4" Rod	100 lb	10 pc	cULus
SLK2L3SE250	2 mm Wire, 9.9' Length, 1/4" Rod	100 lb	10 pc	cULus
SLK2L5SE250	2 mm Wire, 16.4' Length, 1/4" Rod	100 lb	10 pc	cULus
Wire Rope Diameter: 3.0 mm				
SLK3L10SE375	3 mm Wire, 32.8' Length, 3/8" Rod	200 lb	5 x 5 pc	–
SLK3L1SE375	3 mm Wire, 3.3' Length, 3/8" Rod	200 lb	10 x 10 pc	–
SLK3L2SE375	3 mm Wire, 6.6' Length, 3/8" Rod	200 lb	10 x 10 pc	–
SLK3L3SE375	3 mm Wire, 9.9' Length, 3/8" Rod	200 lb	5 x 10 pc	–
SLK3L5SE375	3 mm Wire, 16.4' Length, 3/8" Rod	200 lb	5 x 10 pc	–

Parts are currently being phased out. Limited quantities available.

SPEED LINK UNIVERSAL SUPPORT SYSTEM

SLK System

SPEED LINK SLK WITH WEDGE ANCHOR

- Complete system includes wire, locking device and wedge anchor from Powers Fasteners, Inc.
- Quickly and easily attaches into cracked and non-cracked concrete
- No special tools required





Material: Steel, Polypropylene, Zinc Alloy

Finish: Electrogalvanized

Static Load Safety Factor: 5:1

Complies With: SMACNA HVAC-DCS

Part #	Description		
Wire Rope Diameter: 1.5 mm			
SLK15L1WA6	1.5 mm Wire, 3.3' Length	44 lb	10 x 10 pc
SLK15L2WA6	1.5 mm Wire, 6.6' Length	44 lb	10 x 10 pc
SLK15L3WA6	1.5 mm Wire, 9.9' Length	44 lb	10 x 10 pc
SLK15L5WA6	1.5 mm Wire, 16.4' Length	44 lb	5 x 10 pc
SLK15L7WA6	1.5 mm Wire, 22.9' Length	44 lb	5 x 25 pc
SLK15L10WA6	1.5 mm Wire, 32.8' Length	44 lb	5 x 25 pc
Wire Rope Diameter: 2.0 mm			
SLK2L1WA6	2 mm Wire, 3.3' Length	100 lb	10 x 10 pc
SLK2L2WA6	2 mm Wire, 6.6' Length	100 lb	10 pc
SLK2L3WA6	2 mm Wire, 9.9' Length	100 lb	10 pc
SLK2L5WA6	2 mm Wire, 16.4' Length	100 lb	10 pc
SLK2L7WA6	2 mm Wire, 22.9' Length	100 lb	5 pc
SLK2L10WA6	2 mm Wire, 32.8' Length	100 lb	5 x 25 pc
Wire Rope Diameter: 3.0 mm			
SLK3L1WA6	3 mm Wire, 3.3' Length	200 lb	10 pc
SLK3L2WA6	3 mm Wire, 6.6' Length	200 lb	10 pc
SLK3L3WA6	3 mm Wire, 9.9' Length	200 lb	10 pc
SLK3L5WA6	3 mm Wire, 16.4' Length	200 lb	10 pc
SLK3L7WA6	3 mm Wire, 22.9' Length	200 lb	5 pc
SLK3L10WA6	3 mm Wire, 32.8' Length	200 lb	5 pc

Parts are currently being phased out. Limited quantities available.

SPEED LINK UNIVERSAL SUPPORT SYSTEM

SLK System



SPEED LINK SLK WITH TOGGLE

- Complete system includes wire, locking device and pre-assembled toggle end fitting
- Attaches to clearance holes in a variety of structures or hanging devices
- Ideal for supporting lighting fixtures
- Also available in Y-toggle configuration (see page 296)



Material: Steel, Zinc Alloy, Polypropylene
Finish: Electrogalvanized
Static Load Safety Factor: 5:1
Complies With: SMACNA HVAC-DCS
Wire Rope Diameter: 1.5 mm



Part #	Description		
SLK15L1T	1.5 mm Wire, 3.3' Length	44 lb	20 pc
SLK15L1TR2	1.5 mm Wire, 3.3' Length	44 lb	15 x 2 pc
SLK15L2T	1.5 mm Wire, 6.6' Length	44 lb	20 pc
SLK15L2TR2	1.5 mm Wire, 6.6' Length	44 lb	15 x 2 pc
SLK15L3T	1.5 mm Wire, 9.9' Length	44 lb	20 pc
SLK15L3TR2	1.5 mm Wire, 9.9' Length	44 lb	15 x 2 pc
SLK15L5T	1.5 mm Wire, 16.4' Length	44 lb	20 pc
SLK15L7T	1.5 mm Wire, 22.9' Length	44 lb	20 pc
SLK15L10T	1.5 mm Wire, 32.8' Length	44 lb	20 pc

SPEED LINK UNIVERSAL SUPPORT SYSTEM

SLK System

SPEED LINK SLK WITH Y-HOOK

- Complete system includes wire, locking device and two pre-assembled hook end fittings
- Fastens to the building structure and hooks to hanging services and tray
- Spring latch helps provide secure connection
- Convenient design allows one hook to be temporarily detached for maintenance or to add cables to the tray
- Single drop with double hook provides increased stability to the system
- Also available in a single-hook end fitting configuration



Material: Steel, Zinc Alloy, Polypropylene



Finish: Electrogalvanized

Static Load Safety Factor: 5:1

Complies With: SMACNA HVAC-DCS

Wire Rope Diameter: 2 mm



Part #	Description		
SLK2YH500L2	6.6' Length, 19.6" Y-Length	100 lb	10 pc
SLK2YH500L2R2	6.6' Length, 19.6" Y-Length	100 lb	15 x 2 pc
SLK2YH500L3	9.9' Length, 19.6" Y-Length	100 lb	10 pc
SLK2YH500L3R2	9.9' Length, 19.6" Y-Length	100 lb	15 x 2 pc
SLK2YH500L7	22.3' Length, 19.6" Y-Length	100 lb	10 pc

SPEED LINK UNIVERSAL SUPPORT SYSTEM

SLK System



SPEED LINK SLK WITH Y-TOGGLE

- Complete system includes wire, locking device and two pre-assembled toggle end fittings
- Attaches to clearance holes in a variety of structures or hanging devices
- Ideal for supporting lighting fixtures



Material: Steel, Zinc Alloy, Polypropylene
Finish: Electrogalvanized
Static Load Safety Factor: 5:1
Complies With: SMACNA HVAC-DCS



Part #	Description		
Wire Rope Diameter: 1.5 mm			
SLK15Y300L3	1.5 mm Wire, 9.9' Length, 11.8" Y-Length	44 lb	20 pc
SLK15Y300L3R2	1.5 mm Wire, 9.9' Length, 11.8" Y-Length	44 lb	20 x 2 pc
SLK15Y500L3	1.5 mm Wire, 9.9' Length, 19.6" Y-Length	44 lb	20 pc
SLK15Y500L3R2	1.5 mm Wire, 9.9' Length, 19.6" Y-Length	44 lb	15 x 2 pc
SLK15Y300L5	1.5 mm Wire, 16.4' Length, 11.8" Y-Length	44 lb	20 pc
Wire Rope Diameter: 2.0 mm			
SLK2Y300L2	2 mm Wire, 6.6' Length, 11.8" Y-Length	100 lb	10 pc
SLK2Y300L3	2 mm Wire, 9.9' Length, 11.8" Y-Length	100 lb	10 pc
SLK2Y300L3R2	2 mm Wire, 9.9' Length, 11.8" Y-Length	100 lb	15 x 2 pc
SLK2Y500L3	2 mm Wire, 9.9' Length, 19.6" Y-Length	100 lb	10 pc
SLK2Y300L5	2 mm Wire, 16.4' Length, 11.8" Y-Length	100 lb	10 pc
SLK2Y300L7	2 mm Wire, 22.9' Length, 11.8" Y-Length	100 lb	10 pc
SLK2Y300L10	2 mm Wire, 32.8' Length, 11.8" Y-Length	100 lb	10 pc

SPEED LINK UNIVERSAL SUPPORT SYSTEM
SLS System



SPEED LINK SLS WITH DECKING HOOK

- Complete system includes wire, locking device and pre-assembled decking hook end fitting
- Quickly and easily attaches to hollow metal decking
- Spring-loaded ends snap into decking hole and lock into place
- Innovative design helps protect the wire from sharp edges of decking hole, minimizing risk of damage to wire
- Finger tightening of nut secures the locking device into position without tools
- Installs in strut profiles without the need to insert fingers or tools into the strut



Material: Steel, Zinc Alloy, Polypropylene
Finish: Electrogalvanized
Static Load Safety Factor: 5:1
Complies With: SMACNA HVAC-DCS
Wire Rope Diameter: 2 mm



Part #	Description		
SLS2L3DH	2 mm Wire, 9.9' Length	60 lb	10 pc
SLS2L5DH	2 mm Wire, 16.4' Length	60 lb	10 pc
SLS2L7DH	2 mm Wire, 22.9' Length	60 lb	10 pc

Parts are currently being phased out. Limited quantities available.

The 2 mm locking device is compatible with C-Channel Types E0 and E0L.
Total load per wire on a multi-tier trapeze must not exceed static load.
Load rating is only applicable if the load-bearing capacity of the supporting element (steel decking) is adequate. Check with deck manufacturer for recommended load capacity.

SPEED LINK UNIVERSAL SUPPORT SYSTEM

SLS System

SPEED LINK SLS WITH HOOK

- Complete system includes wire, locking device and pre-assembled hook end fitting
- Hooks to a wide range of nVent CADDY fasteners
- Fastens to the building structure or hanging services by looping around and hooking to wire rope
- Easy to remove for applications requiring maintenance
- Spring latch helps provide secure connection
- Insert cable through hole and use bottom side of hook as an end stop
- Finger tightening of nut secures the locking device into position without tools
- Installs in strut profiles without the need to insert fingers or tools into the strut



Material: Steel, Zinc Alloy, Polypropylene
 Finish: Electrogalvanized
 Static Load Safety Factor: 5:1
 Complies With: SMACNA HVAC-DCS



Part #	Description	F	
Wire Rope Diameter: 2 mm			
SLS2L1	2 mm Wire, 3.3' Length	60 lb	10 pc
SLS2L2	2 mm Wire, 6.6' Length	60 lb	10 pc
SLS2L3	2 mm Wire, 9.9' Length	60 lb	10 pc
SLS2L5	2 mm Wire, 16.4' Length	60 lb	10 pc
SLS2L7	2 mm Wire, 22.9' Length	60 lb	10 pc
SLS2L10	2 mm Wire, 32.8' Length	60 lb	10 pc
Wire Rope Diameter: 3 mm			
SLS3L1	3 mm Wire, 3.3' Length	150 lb	10 x 10 pc
SLS3L2	3 mm Wire, 6.6' Length	150 lb	10 x 10 pc
SLS3L3	3 mm Wire, 9.9' Length	150 lb	10 x 5 pc
SLS3L5	3 mm Wire, 16.4' Length	150 lb	10 x 5 pc
SLS3L7	3 mm Wire, 22.9' Length	150 lb	5 x 5 pc
SLS3L10	3 mm Wire, 32.8' Length	150 lb	5 x 5 pc

Parts are currently being phased out. Limited quantities available.

The 2 mm locking device is compatible with C-Channel Types E0 and E0L.
 The 3 mm locking device is compatible with C-Channel Types E1, E2, E2L, E3, E4, E5, Strut Channel Type C, Slotted, Strut Channel Type A, Slotted, Strut Channel Type AS, Perforated, Strut Channel Type CC, Slotted, Strut Channel Type AA, Slotted. Total load per wire on a multi-tier trapeze must not exceed static load.

SPEED LINK UNIVERSAL SUPPORT SYSTEM
SLS System


SPEED LINK SLS WITH THREADED STUD END

- Complete system includes wire, locking device and pre-assembled threaded stud end fitting
- Attaches to structures with threaded anchors or devices with threaded hole
- Finger tightening of nut secures the locking device into position without tools
- Installs in strut profiles without the need to insert fingers or tools into the strut



Material: Steel, Polypropylene, Zinc Alloy
Finish: Electrogalvanized
Static Load Safety Factor: 5:1
Complies With: SMACNA HVAC-DCS
Wire Rope Diameter: 2 mm



Part #	Description		
SLS2L2SE250	2 mm Wire, 6.6' Length, 1/4" Rod	60 lb	10 pc
SLS2L3SE250	2 mm Wire, 9.9' Length, 1/4" Rod	60 lb	10 pc
SLS2L5SE250	2 mm Wire, 16.4' Length, 1/4" Rod	60 lb	10 pc

Parts are currently being phased out. Limited quantities available.

The 2 mm locking device is compatible with C-Channel Types E0 and E0L.
Total load per wire on a multi-tier trapeze must not exceed static load.

SPEED LINK UNIVERSAL SUPPORT SYSTEM

SLS System

SPEED LINK SLS WITH WEDGE ANCHOR

- Complete system includes wire, locking device and wedge anchor from Powers Fasteners, Inc.
- Quickly and easily attaches into cracked and non-cracked concrete
- Installs in strut profiles without the need to insert fingers or tools into the strut
- Finger tightening of nut secures the locking device into position without tools
- No special tools required
- ETA-13/0106 approval available for wedge anchor from Powers Fasteners, Inc



Material: Steel, Polypropylene, Zinc Alloy
Finish: Electrogalvanized
Static Load Safety Factor: 5:1
Complies With: SMACNA HVAC-DCS
Wire Rope Diameter: 2 mm



Part #	Description	<div>F</div>	<div></div>
SLS2L3WA6	2 mm Wire, 9.9' Length	60 lb	10 pc
SLS2L5WA6	2 mm Wire, 16.4' Length	60 lb	10 pc
SLS2L7WA6	2 mm Wire, 22.9' Length	60 lb	5 pc

Parts are currently being phased out. Limited quantities available.

The 2 mm locking device is compatible with C-Channel Types E0 and E0L.
Total load per wire on a multi-tier trapeze must not exceed static load.

SPEED LINK UNIVERSAL SUPPORT SYSTEM

SLS System

SPEED LINK SLS TRAPEZE KIT

- Out of the box trapeze solution includes Telescoping Strut Replacement, wire rope with pre-assembled hook end-fitting, and two nVent CADDY Speed Link SLS locking devices
- Telescopes to the desired length and is locked in place by snapping closed a spring retainer clip
- Standard strut profile runs the entire length of the Telescoping Strut Replacement, allowing most standard fittings to be placed anywhere between the wire rope supports
- Supports up to seven 2" (50 DN) conduits, six 2" (50 DN) water filled pipes at 10" (3 m) spacing, or up to 18" (450 mm) cable tray
- Conduit and pipe can be placed directly on the strut profile, saving vertical space in buildings with limited room for installation
- Fastens to the building structure or hanging services by looping around and hooking to wire rope
- Hooks to a wide range of nVent CADDY fasteners
- Finger tightening of nut secures the locking device into position without tools
- Installs in telescoping strut replacement without the need to insert fingers or tools into the channel
- Easy to remove for applications requiring maintenance



Material: Steel, Zinc Alloy, Polyamide
Finish: Electrogalvanized, Pregalvanized
Wire Rope Diameter: 3 mm

Part #	Description	Static Load 1	Static Load 2
TSR1220SLS3	nVent CADDY Speed Link SLS Trapeze Kit	300 lb	200 lb


Static Load 1 represents a distributed load for 12" - 20" (300 - 500 mm) installations and a point load for 12" - 16" (300 - 400 mm) installations. Static Load 2 represents a point load for 16" - 20" (400 - 500 mm) installations.

SPEED LINK UNIVERSAL SUPPORT SYSTEM

LD System

SPEED LINK LD WITH HOOK

- Complete system includes wire, locking device and pre-assembled hook end fitting
- Hooks to a wide range of nVent CADDY fasteners
- Fastens to the building structure or hanging services by looping around and hooking to wire rope
- Easy to remove for applications requiring maintenance
- Spring latch helps provide secure connection
- Insert cable through hole and use bottom side of hook as an end stop



Material: Stainless Steel 304 (EN 1.4301)

Static Load Safety Factor: 5:1


Wire Rope Diameter: 1.5 mm



Part #	Description		
SLD15L2S	S304, 1.5 mm Wire, 6.6' Length	44 lb	20 x 2 pc
SLD15L5S	S304, 1.5 mm Wire, 16.4' Length	44 lb	20 x 2 pc
SLD15L10S	S304, 1.5 mm Wire, 32.8' Length	44 lb	20 x 2 pc

SPEED LINK Y-HOOK WITH EYELET EXTENSION

- Double hook offers easy attachment to basket tray, cable tray or lighting
- Convenient design allows one hook to be temporarily detached for maintenance or to add cables to the tray
- Y-design provides improved stability
- Spring latch helps provide secure connection





Material: Steel

Finish: Electrogalvanized

Static Load Safety Factor: 5:1



Part #	Description		
Wire Rope Diameter: 2 mm			
SLD2YH500	2 mm Wire, 19.6" Y-Length	100 lb	10 pc
SLD2YH800	2 mm Wire, 31.4" Y-Length	100 lb	10 pc
Wire Rope Diameter: 3 mm			
SLD3YH500	3 mm Wire, 19.6" Y-Length	200 lb	10 pc
SLD3YH800	3 mm Wire, 31.4" Y-Length	200 lb	20 pc

nVent CADDY Speed Link locking device not included.

SPEED LINK UNIVERSAL SUPPORT SYSTEM

Extensions

SPEED LINK Y-TOGGLE WITH EYELET EXTENSION

- Attaches to clearance holes in a variety of structures or hanging devices
- Ideal for supporting lighting fixtures
- Y-design provides improved stability



Material: Steel

Finish: Electrogalvanized

Static Load Safety Factor: 5:1



Part #	Description	F ↓	Certification
Wire Rope Diameter: 1.5 mm			
SLD15Y200	1.5 mm Wire, 7.8" Y-Length	44 lb	cULus
SLD15Y300	1.5 mm Wire, 11.8" Y-Length	44 lb	cULus
SLD15Y500	1.5 mm Wire, 19.6" Y-Length	44 lb	cULus
SLD15Y500R2	1.5 mm Wire, 19.6" Y-Length	44 lb	—
SLD15Y800	1.5 mm Wire, 31.4" Y-Length	44 lb	cULus
SLD15Y800R2	1.5 mm Wire, 31.4" Y-Length	44 lb	—
Wire Rope Diameter: 2.0 mm			
SLD2Y300	2 mm Wire, 11.8" Y-Length	100 lb	cULus
SLD2Y500	2 mm Wire, 19.6" Y-Length	100 lb	cULus

Parts are currently being phased out. Limited quantities available.

nVent CADDY Speed Link locking device not included.

SPEED LINK Y-TOGGLE WITH HOOK EXTENSION

- Attaches to clearance holes in a variety of structures or hanging devices
- Ideal for supporting lighting fixtures
- Y-design provides improved stability
- Spring latch of hook helps provide secure connection
- Hooks to a wide range of nVent CADDY fasteners



Material: Steel

Finish: Electrogalvanized

Static Load Safety Factor: 5:1



Part #	Description	F ↓	
SLD2Y300L050H	2 mm Wire, 2" Length, 11.8" Y-Length	100 lb	20 pc

nVent CADDY Speed Link locking device not included.

SPEED LINK UNIVERSAL SUPPORT SYSTEM

Extensions



SPEED LINK QUAD-TOGGLE WITH EYELET EXTENSION

- Secure hanging solution for use on control access points, projectors, etc.



Material: Steel
Finish: Electrogalvanized
Static Load Safety Factor: 5:1



Part #	Description		
SLD15QT250	1.5 mm Wire, 9.8" Y-Length	44 lb	20 pc


nVent CADDY Speed Link locking device not included.

SPEED LINK SLK SPOOL KIT

- Kit includes spool of nVent CADDY Speed Link steel wire and nVent CADDY Speed Link SLK locking devices
- Wire spool and locking devices are packaged together, simplifying transportation to the jobsite and reducing inventory
- Packaging allows end-users to pull and cut any length of wire that is needed without having to take the spool out of the box
- Ideal for rework and installations where custom lengths of wire may be needed
- Wire rope constructed from seven bundles of seven strands each of steel aircraft wire
- Push/pull keyless release allows easy adjustments
- Low-profile locking device minimizes visual impact
- Cable spread of 90 degrees allows positioning the device closer to the load
- Keyless release tubes are easy to operate while wearing gloves
- Double-sided locking mechanism enables simple height adjustment



Material: Steel
Finish: Electrogalvanized

Part #	Description	
SLK15L500PACK	1.5 mm Wire, 500', 100 Locking Devices	1 pc
SLK15L50MPACK	1.5 mm Wire, 164', 25 Locking Devices	1 pc
SLK2L100PACK	2 mm Wire, 328', 50 Locking Devices	1 pc

SPEED LINK UNIVERSAL SUPPORT SYSTEM


Locking Devices and Wire Rope

SPEED LINK SLK LOCKING DEVICE

- Push/pull keyless release allows easy adjustments
- Low-profile locking device minimizes visual impact
- Cable spread of 90 degrees allows positioning the device closer to the load
- Keyless release tubes are easy to operate while wearing gloves
- Double-sided locking mechanism enables simple height adjustment



Material: Steel, Polypropylene, Zinc Alloy

Part #	Description	
SLK2C200	1.5–2 mm Wire	200 pc
SLK2C50	1.5–2 mm Wire	50 pc
SLK3C200	3 mm Wire	200 pc
SLK3C50	3 mm Wire	50 pc

Locking devices are only to be used with nVent CADDY Speed Link wire spools and accessories with the same specified Wire Rope Diameter as the locking device. Do not use with any other wires.

SPEED LINK SLS LOCKING DEVICE

- Single barrel locking device allows for quick prefabrication of strut or brackets
- Push-on nut quickly and securely installs to strut or bracket to keep the locking device in position and eases installation
- Finger tightening of nut secures the locking device into position without tools
- Installs in strut profiles without the need to insert fingers or tools into the strut
- Push-on nut guides the cable into the locking device and brings stability to the support
- Installs with open side of the strut channel facing up or down for more flexibility



Material: Steel, Polypropylene, Zinc Alloy



Part #	Description	
SLS2C50	2 mm Wire	50 pc
SLS3C50	3 mm Wire	50 pc

The 2 mm locking device is compatible with C-Channel Types E0 and E0L. The 3 mm locking device is compatible with C-Channel Types E1, E2, E2L, E3, E4, E5, Strut Channel Type C, Slotted, Strut Channel Type A, Slotted, Strut Channel Type AS, Perforated, Strut Channel Type CC, Slotted, Strut Channel Type AA, Slotted. Locking devices are only to be used with nVent CADDY Speed Link wire spools and accessories with the same specified Wire Rope Diameter as the locking device. Do not use with any other wires.

SPEED LINK UNIVERSAL SUPPORT SYSTEM

Locking Devices and Wire Rope

SPEED LINK LD LOCKING DEVICE

- Low-profile locking device minimizes visual impact
- Suitable for 1.5 mm nVent CADDY Speed Link cable



Material: Stainless Steel 304 (EN 1.4301)

Part #	Description	
SLJR200	1.5 mm Wire	200 pc



The 1.5 mm locking devices are only to be used with the SLC15L1000SP and SLC15L50MSP wire spools, or any other 1.5 mm nVent CADDY Speed Link accessories. Do not use with any other wires.

WIRE SPOOL

- Spool with nVent CADDY Speed Link steel wire
- Wire rope constructed from seven bundles of seven strands each of steel aircraft wire



Material: Steel
Finish: Electrogalvanized

Part #	Description		
SLC15L50MSP	1.5 mm Wire, 164'	44 lb	1 pc
SLC15L1000SP	1.5 mm Wire, 1,000'	44 lb	1 pc
SLC2L1000SP	2 mm Wire, 1,000'	100 lb	1 pc
SLC3L1000SP	3 mm Wire, 1,000'	200 lb	1 pc

WIRE ROPE CUTTER

- Designed to reduce wire rope fraying



Material: Steel


Part #	Description	
SLWC	Wire Rope Cutter	1 pc

SPEED LINK UNIVERSAL SUPPORT SYSTEM

Accessories



CONCRETE FIXING EYEBOLT SCREW

- For use in concrete and brick
- Includes drill bit adaptor for easy installation



Material: Steel

Finish: Electrogalvanized


Part #	Description		
CFEB05	0.256" Hole, H6 Screw	160 lb	100 pc

EYE SCREW



Material: Steel

Finish: Electrogalvanized

Part #	Description	
SLEB250	1/4" Screw	100 pc
SLEB375	3/8" Screw	100 pc
SLEBWS	H6 Screw	100 pc

Part is currently being phased out. Limited quantities available.

LIGHT DUTY LIGHT FIXTURE EYELET

- Inserts into openings of light fixture
- Hook or loop through lighting clip to suspend lighting from wire rope or chain



Material: Stainless Steel 302 (EN 1.4324)

Part #	Description		
SLLC250	Light Duty Light Fixture Eyelet	12 lb	200 pc

Do not use light fixture eyelet as a lifting device.


SPEED LINK UNIVERSAL SUPPORT SYSTEM
Accessories

MC/AC CABLE CLIP

- Spring steel cable attachment
- Allows for electrical cable to be attached to nVent CADDY Speed Link wire rope



Material: Spring Steel
Finish: nVent CADDY Armour


Part #	Description	
SL1214	0.468"–0.562" OD	100 pc
SL1518	0.5"–0.718" OD	100 pc

ANGLE BRACKET WITH OBLONG HOLE

- 90° angle mounting bracket
- Suitable for shot firing or screw fixing
- With oblong hole to allow nVent CADDY Speed Link hook



Material: Steel
Finish: Pregalvanized

Part #	Description		
SLAFAB3	3/16" Hole	200 lb	50 pc

Ceiling / Acoustical



CEILING/ACOUSTICAL


Acoustical Lighting Hangers

LAY-IN AND TROFFER SUPPORT CLIP, STRAIGHT/UPTURNED LIP

- Provides a positive method for securing troffers, lay-ins, and air diffusers
- Four clips per fixture required by code



Material: Spring Steel

Part #	Description		Certification
Finish: DACROMET® 320			
515A	DACROMET 320	100 pc	UL
Finish: Painted — Color: White			
515AWHA	White	100 pc	—

No load rating, for positioning only.

LAY-IN AND TROFFER SUPPORT CLIP, STRAIGHT LIP

- Provides a positive method for securing troffers, lay-ins, and air diffusers
- Complies with The National Electrical Code, Article 410.36 Means of Support
- Four clips per fixture required by code



Material: Spring Steel
Finish: nVent CADDY Armour

Part #	Description	
515	Lay-In and Troffer Support Clip, Straight Lip	100 pc

No load rating, for positioning only.

CEILING/ACOUSTICAL

Acoustical Lighting Hangers

LIGHT FIXTURE SUSPENSION BAR

- Reduces installation time
- No tools required for installation
- End clips rotate for mounting horizontal or vertical base plates
- Position of fixture is adjustable, simply slide to location
- Applicable to a wide variety of light fixtures
- Measure width of bar to find appropriate bar for fixture
- No center clips required
- Replaces fixture bar



Material: Spring Steel
 Finish: nVent CADDY Armour

Part #	Description
For T-GRID	
517A	Standard 5/8" x 1/4" Replacement Bar
517B	Narrow 1/2" x 1/8" Replacement Bar
517C	Wide 3/4" x 1/8" Replacement Bar
For HAT CHANNEL	
517FCA	Standard 5/8" x 1/4" Replacement Bar
517FCB	Narrow 1/2" x 1/8" Replacement Bar
517FCC	Wide 3/4" x 1/8" Replacement Bar



No load rating, for positioning only.

Part #	517B / 517FCB	517A / 517FCA	517C / 517FCC
Replacement Bar Type	Narrow 1/2" x 1/8"	Standard 5/8" x 1/4"	Wide 3/4" x 1/8"
Light Fixtures	Capri HSG Halo H7 Lightolier 711	Capri PR-751CX Capri R-10C Capri R-10X Capri R-9X Halo H17 Juno AP Juno APT Juno IC Juno ICT Juno J Juno SC Juno TC Thomas RI-IC	Marco Progress P-7

CEILING/ACOUSTICAL
Acoustical Lighting Hangers

SUSPENSION BAR FOR LIGHTOLIER® CALCULITE®

- Reduces installation time
- Only a screwdriver required
- Position of fixture is adjustable with span



Material: Spring Steel
Finish: nVent CADDY Armour

Part #	Description	
520	24" T-Grid Span	10 pc

No load rating, for positioning only.

FLUORESCENT LIGHT FIXTURE HANGER

- Provides an easy method of supporting an industrial class fluorescent light fixture from S-Hooks and Jack Chain
- Fits most fluorescent light fixtures
- Reduces the need to modify Jack Chain for fixture installation
- No tools required for installation



Material: Steel
Finish: Plain

Part #	Description		
LFC	Side Mount	50 lb	100 pc
LFC90	Top Mount	50 lb	100 pc

CEILING/ACOUSTICAL

Acoustical Lighting Hangers

SEISMIC LIGHTING FIXTURE CLAMP

- Secures fluorescent light fixtures to the ceiling frame members
- Requires no additional chains, cables or slack wires attached to the fixture
- Helps strengthen integrity of the T-Grid system
- Holds in place against the force of standard fire-hose pressure
- Meets U.S. building code and electrical code specifications
- Also satisfies NEC® 410.16(C) positive attachment for secure fastening of luminaires (fixtures) complying with Building Code Reference AC184
- Reusable and cost effective



Material: Steel
Finish: Plain



Part #	Description
SFCLT	One Standard Tapered 2' x 4' Fixture
SFCLTCF	One 2' x 2' Fixture
SFCLTCFS	Reinforcement of T-Bar Main Runner/Cross Runner Connections
SFCLTE	Two Standard Tapered 2' x 4' Fixtures End-to-End
SFCLTS	Two Standard Tapered 2' x 4' Fixtures Side-by-Side


Tested for compliance to the UBC, NEC®, NBC, and CEC.

ADJUSTABLE BOX AND CONDUIT SUPPORT

- Supports boxes and conduit above acoustical T-Grid
- Allows attachment of conduit clips with thread impressions at required height
- No tools required for installation



Material: Spring Steel
Finish: nVent CADDY Armour

Part #	Description	
528	4 1/4"–7 1/4"	50 pc

Additional support wire required per NEC® 300.11. No load rating, for positioning only.

CEILING/ACOUSTICAL


Adjustable Box Components and Conduit Supports

T-GRID RIVET TO HANGER ASSEMBLY

- Supports boxes and conduit above acoustical T-Grid
- Allows attachment of conduit clips with thread impressions at required height
- No tools required for installation



Material: Spring Steel
Finish: nVent CADDY Armour

Part #	Description	
5288P	1/2' EMT	25 pc
52812P	3/4" EMT	25 pc
52816P	1" EMT	25 pc

Additional support wire required per NEC® 300.11. No load rating, for positioning only. Comes with P-series with THD impression screw assembled to top hole location (adjustable).

CONDUIT/BOX TO T-GRID SUPPORT

- Provides a method for attaching above acoustical tee bars
- Thread impression hole for direct attachment to an outlet box or conduit clips
- Provides an exact alignment when used in combination with a conduit clip and outlet box, eliminating an offset bend in the conduit



Material: Spring Steel
Finish: nVent CADDY Armour



Part #	Description	
4ACS	1/4" Hole, Threaded	100 pc

Consult local authority for application approval. Not to be used to hang Tee Grid.

CEILING/ACOUSTICAL

Adjustable Box Components and Conduit Supports

T-GRID CLIP, TOP MOUNT

- Clips on acoustical tee bar providing a threaded hole for securing conduit, boxes, or bridle rings
- Eliminates need for offset bending conduit



Material: Spring Steel
Finish: nVent CADDY Armour

Part #	Description	
ATA4I	1/4" Hole, Threaded	100 pc

No load rating, for positioning only.

T-GRID CLIP, SIDE MOUNT

- Clips on acoustical tee bar providing a threaded hole for securing conduit, boxes, or bridle rings
- Eliminates need for offset bending conduit



Material: Spring Steel
Finish: nVent CADDY Armour

Part #	Description	
ATS4I	1/4" Hole, Threaded	100 pc

No load rating, for positioning only. Additional support required per NEC® 300.11.

CEILING/ACOUSTICAL


Adjustable Box Components and Conduit Supports

MC/AC CABLE TO T-GRID CLIP

- Manufactured with stabilizer legs for virtually “wobble-free” support
- No tools required for installation
- Compliant with NEC® Article 300.4(d), allowing cable to be positioned a minimum of 1-1/4” from face of stud
- Compliant with CEC Rule 12-618 for support of MC/AC cable



Material: Spring Steel
Finish: nVent CADDY Armour

Part #	Description	
MAC2ATA	14-2 to 10-3 MC/AC	100 pc

Assemblies allow for support from most main and substructures.

NM CABLE TO T-GRID CLIP

- Supports non-metallic sheathed cable with ground wire



Material: Spring Steel
Finish: nVent CADDY Armour



Part #	Description	
RMXATS	14-2, 12-2 NM, 0.28”–0.32” OD	100 pc

Assemblies allow support from most main and substructures.

CEILING/ACOUSTICAL

Adjustable Box Components and Conduit Supports


MATA CONDUIT TO T-GRID CLIP

- Provides a method of securing conduit above acoustical tee bar
- No tools required for installation
- Eliminates need for offset bending conduit



Material: Spring Steel

Finish: nVent CADDY Armour

Part #	Description	
812MATA	1/2", 3/4" EMT, 0.709"–1.181" OD	100 pc
16MATA	1" EMT	100 pc
6MATA	14-2 to 12-3 MC/AC, 0.551" Min, 0.709" Max, 0.552" Nom OD, 3/8" Flexible	100 pc

No load rating, for positioning only. Additional support required per NEC® 300.11.


MATS CONDUIT TO T-GRID CLIP

- Provides a method of securing conduit above acoustical tee bar
- Clip rotates for securing conduit in either horizontal or vertical orientation
- No tools required for installation
- Eliminates need for offset bending conduit



Material: Spring Steel

Finish: nVent CADDY Armour

Part #	Description	
812MATS	1/2", 3/4" EMT, 0.709"–1.181" OD	100 pc
16MATS	1" EMT	100 pc
6MATS	14-2 to 12-3 MC/AC, 0.551" Min, 0.709" Max, 0.552" Nom OD, 3/8" Flexible	100 pc

No load rating, for positioning only. Additional support required per NEC® 300.11.

CEILING/ACOUSTICAL


Adjustable Box Components and Conduit Supports

PATA CONDUIT TO T-GRID CLIP

- Provides a method of supporting conduit above acoustical tee bar
- No tools required for installation
- Eliminates need for offset bending conduit



Material: Spring Steel
Finish: nVent CADDY Armour
Orientation: Top Mount

Part #	Description	
8PATA	1/2" EMT	100 pc
12PATA	3/4" EMT	100 pc
16PATA	1" EMT	100 pc


No load rating, for positioning only. Additional support required per NEC® 300.11.

PATS CONDUIT TO T-GRID CLIP

- Provides a method of supporting conduit above acoustical tee bar
- Clip rotates for securing conduit in either horizontal or vertical orientation
- No tools required for installation
- Eliminates need for offset bending conduit



Material: Spring Steel
Finish: nVent CADDY Armour
Orientation: Side Mount

Part #	Description	
8PATS	1/2" EMT	100 pc
12PATS	3/4" EMT	100 pc
16PATS	1" EMT	100 pc

No load rating, for positioning only. Additional support required per NEC® 300.11.

CEILING/ACOUSTICAL


Chain and Hooks

S HOOK

- For suspending chains, perforated bands, and similar items



Material: Steel
Finish: Plain

Part #	Description	
771	0.12" dia	29 lb

JACK CHAIN

- Used to support lighting fixtures



Material: Steel
Finish: Plain

Part #	Description		
770	Jack Chain	30 lb	100'

JACK CHAIN WITH HAMMER-ON FLANGE CLIP

- Used to support lighting fixtures



Material: Steel, Spring Steel
Finish: Plain, nVent CADDY Armour

Part #	Description		
4H2477036	Jack Chain with Hammer-On Flange Clip	30 lb	100 pc


FAN/FIXTURE MOUNT

- 2-1/8" electrical box is premounted and centered on bracket and is fully adjustable up to 8" in either direction
- Electrical box has three open knockouts for quick installation
- Each kit includes screws to mount fan, nVent CADDY Speed Link to support from building structure and two Fixture Mount Stabilizer Clips (FMSBC1) to stabilize ceiling tiles



Material: Steel
Finish: Pregalvanized




Part #	Description	
512HDFM35	35 lb Working Load	2 pc
512HDFM70	70 lb Working Load	1 pc

ELECTRICAL DROP WIRE SECURING CLIP

- Helps prevent sway of dedicated electrical drop wire/rod
- Will not affect ceiling grid systems negatively
- No tools required for installation
- Forgiving design doesn't require exact cutting of rod/wire
- Painted yellow for easy identification by the inspector



Material: Steel
Finish: Painted

Part #	Description	
EC311	#8 Wire	100 pc

Consult local authority for application approval. Refer to NEC® 300.13.

CEILING/ACOUSTICAL


Independent Electrical Drop Wire/Rod Securing Clips

ELECTRICAL DROP WIRE/ROD SECURING CLIP

- Helps prevent sway of dedicated electrical drop wire/rod
- Will not affect ceiling grid systems negatively
- No tools required for installation
- Forgiving design doesn't require exact cutting of rod/wire
- Painted yellow for easy identification by the inspector



Material: Steel
Finish: Painted

Part #	Description	
EC3114Z34	1/4" Rod, #8 Wire	100 pc
EC3116Z34	3/8" Rod	100 pc

Consult local authority for application approval. Refer to NEC® 300.13.

PLASTIC ELECTRICAL DROP WIRE SECURING CLIP

- Helps prevent sway of dedicated electrical drop wire/rod
- Will not affect ceiling grid systems negatively
- No tools required for installation
- Forgiving design doesn't require exact cutting of rod/wire
- Yellow plastic for easy identification by the inspector
- Plenum rated



Material: Polypropylene
Finish: Plain

Part #	Description	
EC311P	1/4" Hole	100 pc

Consult local authority for application approval. Refer to NEC® 300.13.

INDEPENDENT SUPPORT CLIP

- Provides a means of independent support of fixtures
- No tools required for installation
- Includes mounting hardware



Material: Spring Steel
Finish: nVent CADDY Armour



Part #	Description	<div>F</div> ↓	<div></div>	Certification
IDS	15/16" T-Grid, 0.563" Screw, Washer-Wing Nut	65 lb	100 pc	UL
IDS15	15/16" T-Grid, 1.5" Screw, Washer-Wing Nut	65 lb	100 pc	UL
IDS2	15/16" T-Grid, 2" Screw, Washer-Wing Nut	65 lb	100 pc	UL
IDS9	9/16" T-Grid, 0.563" Screw, Washer-Wing Nut	65 lb	100 pc	UL
IDS915	9/16" T-Grid, 1.5" Screw, Washer-Wing Nut	65 lb	100 pc	–
IDS95	9/16" T-Grid, 0.563" Screw, Washer-Wing Nut	65 lb	100 pc	UL
IDS95LN	9/16" T-Grid, 0.563" Screw	65 lb	100 pc	–
IDS95T	9/16" T-Grid, 0.563" Screw, Pal Nut	65 lb	100 pc	–
IDS95TWB	9/16" T-Grid, 0.563" Screw, Brass Barrel Nut	65 lb	100 pc	–
IDS9LN	9/16" T-Grid, 0.563" Screw	65 lb	100 pc	–
IDS9T	9/16" T-Grid, 0.563" Screw, Pal Nut	65 lb	100 pc	–
IDS9TWB	9/16" T-Grid, 0.563" Screw, Brass Barrel Nut	65 lb	100 pc	–
IDSLN	15/16" T-Grid, 0.563" Screw	65 lb	100 pc	–
IDST	15/16" T-Grid, 0.563" Screw, Pal Nut	65 lb	100 pc	–
IDSTWB	15/16" T-Grid, 0.563" Screw, Brass Barrel Nut	65 lb	100 pc	–

IDS9 for use with Ultra Line 3500, AWW Ultra Line 3600 (a trademark product of Chicago Metallics Corp.)

CEILING/ACOUSTICAL Lathers Channel Hangers



LATHERS CHANNEL CONDUIT CLIP

- No tools required for installation



Material: Steel
Finish: Plain



Part #	Description			Certification
8D15L	1/2" EMT, 1 1/2" Channel	50 lb	100 pc	cULus
12D15L	3/4" EMT, 1 1/2" Channel	50 lb	100 pc	cULus
16D15L	1" EMT, 1 1/2" Channel	50 lb	100 pc	–
20D15L	1 1/4" EMT, 1 1/2" Channel	50 lb	100 pc	–

Static Load is applicable for installations where conduit hangs below lathers channel.

LATHERS CHANNEL TO ROD CLIP, CENTER MOUNT

- Provides pre-leveling of channel
- No tools required for installation
- Use with plain rod



Material: Spring Steel
Finish: nVent CADDY Armour



Part #	Description		
4B15L	1 1/2" Channel, 1/4" Rod	200 lb	100 pc

CEILING/ACOUSTICAL Lathers Channel Hangers

LATHERS CHANNEL TO ROD/WIRE CLIP, SIDE MOUNT

- Provides pre-leveling of channel
- No tools required for installation
- Use with plain rod or wire
- 4B15LS replaces HRL15A (discontinued) for bridging application.



Material: Spring Steel
Finish: nVent CADDY Armour



Part #	Description		
4B15LS	1 1/2" Channel, 1/4" Rod	200 lb	100 pc
2B15LS	1 1/2" Channel, #8 Wire	160 lb	100 pc
4B2LS	2" Channel, 1/4" Rod	160 lb	100 pc

LATHERS CHANNEL TO T-GRID CLIP

- Allows 6" drop space providing area for light fixtures
- Installs quickly and easily




Material: Spring Steel
Finish: nVent CADDY Armour

Part #	Description	
LTGH	1 1/2' Channel, 1/2"-5/8" Flange	100 pc

LATHERS CHANNEL BOX MOUNT

- Provides attachment of conduit and outlet boxes directly to lathers channel with furnished screw
- Can be applied to the top or bottom flange of the channel
- Eliminates offset bending conduit



Material: Spring Steel
Finish: nVent CADDY Armour

Part #	Description	
4LCB	5/8" Max Flange Width, 3/4", 1 1/2", 2" Channel	100 pc

CEILING/ACOUSTICAL

Lathers Channel Hangers

SUPPORT BOX FROM LATHERS CHANNEL

- Provides a convenient method of supporting an electrical box from lathers channel
- "One piece/two piece" construction helps prevent dropping of loose parts
- Built-in thread impressions eliminate the need for nuts
- Multiple pre-punched holes allow for box height adjustability
- Screw and nut are provided



Material: Steel
Finish: Pregalvanized

Part #	Description	
LCSB12	3/4", 1 1/2", 2" Channel	50 pc

No load rating, for positioning only.



T-GRID BOX HANGER

- Dual height feature permits 1-1/2" (38 mm) deep electrical box to be mounted flush with tile or offset 3/4" (19 mm) for plaster ring
- Allows 2-1/8" (54 mm) deep electrical box to be mounted flush with tile
- Snaps easily onto T-Grid
- Hanger comes complete with box mounting clip and screw



Material: Steel, Spring Steel
Finish: Pregalvanized, nVent CADDY Armour



Part #	Description			Certification
51212	12" T-Grid Span	20 lb	50 pc	cULus
51220	20" T-Grid Span	20 lb	50 pc	—
512	24" T-Grid Span	20 lb	50 pc	—
512TC (CANADA)	24" T-Grid Span	20 lb	50 pc	—
51230	30" T-Grid Span	20 lb	50 pc	—

Not to exceed static load without independent wire support to box mounting clip. Not permitted for paddle fans.

CEILING/ACOUSTICAL


T-Grid Box Hangers

ADJUSTABLE T-GRID BOX HANGER

- Adjustable height allows installation of double deep boxes, speaker cases and emergency light fixtures above T-Grid
- Snaps easily onto T-Grid
- Hanger comes complete with box mounting clip and screw



Material: Steel, Spring Steel
Finish: Pregalvanized, nVent CADDY Armour

Part #	Description	
51220A	20" T-Grid Span	20 lb
512A	24" T-Grid Span	20 lb
512ATC (CANADA)	24" T-Grid Span	20 lb

Not to exceed static load without independent wire support to box mounting clip. Not permitted for paddle fans.



HEAVY DUTY T-GRID BOX HANGER

- Quickly mounts a box to T-grid
- Adjustable height for various electrical box depths
- Mounts flush with face of tile
- Installs by hand
- Drop wire for independent support from clip and/or bar
- Screws easily to tee bar for added stability
- Supports multiple box installations



Material: Steel, Spring Steel
Finish: Pregalvanized, nVent CADDY Armour



Part #	Description			Certification
512HD	Mounting Clip	50 lb	25 pc	cULus
512HDTC (CANADA)	Mounting Clip	50 lb	25 pc	cULus
512HDBP	Mounting Clip	50 lb	12 pc	—
512HDBPTC (CANADA)	Mounting Clip	50 lb	12 pc	—
512HDEEP	Mounting Clip, Extension Bracket	50 lb	25 pc	—
512HDEEPTC (CANADA)	Mounting Clip, Extension Bracket	50 lb	25 pc	—

Standard bar mounts 2 1/8" box. Break off tabs for 1 1/2" deep box. Mounts flush with face of tile. 512HDEEP Series with additional 512HDXT mounts 2 1/8" deep box with 1 1/2" extension ring. Not permitted for paddle fans.

CEILING/ACOUSTICAL T-Grid Box Hangers


MOUNTING CLIP FOR T-GRID BOX HANGER WITH SCREW

- Provides secure attachment of electrical boxes to T-Grid Box Hangers



Material: Spring Steel
Finish: nVent CADDY Armour




Part #	Description	
BHC	1/4" Screw	100 pc

MOUNTING CLIP FOR T-GRID BOX HANGER

- Attaches to 512 T-Grid Box Hanger to secure electrical box




Material: Spring Steel
Finish: nVent CADDY Armour

Part #	Description	
CHB	Mounting Clip for T-Grid Box Hanger	100 pc
CHBTC (CANADA)	Mounting Clip for T-Grid Box Hanger	100 pc

MOUNTING CLIP SCREW FOR T-GRID BOX HANGER



Material: Steel
Finish: Black Oxide

Part #	Description	
S102438BP50	#10 Screw	50 pc

CEILING/ACOUSTICAL
T-Grid Box Hangers

EXTENSION BRACKET FOR HEAVY DUTY T-GRID BOX HANGER

- Attaches to T-Grid Box Hanger to accommodate double deep boxes
- Tall grid compatible
- Installs by hand



Material: Steel
Finish: Pregalvanized




Part #	Description	
512HDXT	3 5/8"	50 pc

MOUNTING CLIP FOR HEAVY DUTY T-GRID BOX HANGER

- Attaches electrical box to 512HD Heavy Duty T-Grid Box Hanger
- Installs by hand



Part #	Description	
510HD	Material: Spring Steel; Finish: CADDY ARMOUR	100 pc
510HDTC (CANADA)	Material: Steel; Finish: Pregalvanized	100 pc

FIXTURE MOUNT STABILIZER CLIP

- Levels signage
- Secures ceiling tile during installation of trim rings
- Helps eliminate bulges in ceiling tiles
- Works with square or hex-shaped electrical boxes
- Can be used on boxes with or without plaster rings
- No installation tools required
- Easy to adjust and maintains shape after installation



Material: Steel
Finish: Plain

Part #	Description	
FMSBC1	Fixture Mount Stabilizer Clip	100 pc

CEILING/ACOUSTICAL
T-Grid Box Hangers

T-GRID PERIMETER CLIP

- Attaches T-Grid to edge trim without riveting
- Can be used to accommodate partial tiles
- Clip is easily repositioned along T-Grid or edge trim



Material: Spring Steel
Finish: nVent CADDY Armour

Part #	Description	
TGE	T-Grid Perimeter Clip	100 pc

4G16 TWIST CLIP

- Fast, easy and secure twist-on installation
- No special tools required
- Designed to reduce scratching of T-grid



Material: Spring Steel
Finish: nVent CADDY Armour


Part #	Description		
4G16LS	15/16" T-Grid	50 lb	100 pc

4G16 TWIST CLIP WITH STUD

- Supports electrical fixtures from acoustical T-grid
- No tools required for installation
- Fast, easy and secure twist-on installation
- Nut sold separately



Material: Spring Steel, Steel
Finish: nVent CADDY Armour

Part #	Description	
4G16LN	CADDY ARMOUR, 15/16" T-Grid, 1/4" Screw, 0.563" Screw	50 lb



CEILING/ACOUSTICAL

4G16 TWIST CLIP WITH WING NUT

- Supports electrical fixtures from acoustical T-grid
- No tools required for installation
- Fast, easy and secure twist-on installation
- Wing nut included



Material: Spring Steel

Part #	Description			Certification
Finish: nVent CADDY Armour				
4G16	0.563" Screw	50 lb	100 pc	UL
4G161	1" Screw	50 lb	100 pc	—
4G1615	1.5" Screw	50 lb	100 pc	UL
4G162	2" Screw	50 lb	100 pc	UL
Finish: Painted — Color: White				
4G16WH	0.563" Screw	50 lb	100 pc	—
4G162WH	2" Screw	50 lb	100 pc	—

4G16H TWIST CLIP WITH 90° PLAIN HOLE

- Provides an attachment for nVent CADDY Speed Link assemblies, wire, S-hooks, or chain from T-Grid
- Fast, easy and secure twist-on installation
- No tools required for installation



Material: Spring Steel

Part #	Description		
Finish: nVent CADDY Armour — Color: Gray			
4G16H	CADDY ARMOUR, , 1/4" Hole, 1/16" Max Flange, 15/16" T-Grid	40 lb	100 pc
Finish: Painted — Color: White			
4G16HWH	1/4" Hole, 1/16" Max Flange, 15/16" T-Grid	40 lb	100 pc

CEILING/ACOUSTICAL

T-Grid Twist Clips

4G24 TWIST CLIP WITH WING NUT, WIDE GRID

- Supports electrical fixtures from acoustical T-grid
- No tools required for installation
- Fast, easy and secure twist-on installation
- Wing nut included



Material: Spring Steel
Finish: nVent CADDY Armour
Color: Gray

Part #	Description		
4G24	5/8" Screw	40 lb	100 pc

4G9 TWIST CLIP

- Fast, easy and secure twist-on installation
- No special tools required
- Designed to reduce scratching of T-grid



Material: Spring Steel
Finish: nVent CADDY Armour

Part #	Description		
4G9LS	9/16" T-Grid, 1/4" Hole	40 lb	100 pc



4G9 TWIST CLIP WITH WING NUT, NARROW GRID

- Fast, easy and secure twist-on installation
- No special tools required
- Wing nut included
- Designed to reduce scratching of T-grid



Material: Spring Steel
Finish: nVent CADDY Armour



Part #	Description		
4G9	9/16" T-Grid, 1/4" Screw, 5/8" Screw	40 lb	100 pc

CEILING/ACOUSTICAL



T-Grid Twist Clips

4G8 TWIST CLIP FOR TRACK LIGHTING

- Fast, easy and secure twist-on installation
- No special tools required




Material: Spring Steel, Steel

Part #	Description			Certification
Finish: nVent CADDY Armour				
4G8S7	CADDY ARMOUR, 15/16" T-Grid, #8 Screw, 7/16" Screw, Pal Nut	25 lb	100 pc	UL
4G8WB	CADDY ARMOUR, 15/16" T-Grid, #8 Screw, 5/8" Screw, Brass Barrel Nut	25 lb	100 pc	—
4G8	CADDY ARMOUR, 15/16" T-Grid, #8 Screw, 5/8" Screw, Pal Nut	25 lb	100 pc	UL
Finish: Painted — Color: White				
4G8S7WH	15/16" T-Grid, #8 Screw, 7/16" Screw, Pal Nut	25 lb	100 pc	UL
4G8WHWB	15/16" T-Grid, #8 Screw, 5/8" Screw, Brass Barrel Nut	25 lb	100 pc	—
4G8WH	15/16" T-Grid, #8 Screw, 5/8" Screw, Pal Nut	25 lb	100 pc	UL



2G9 TWIST CLIP FOR TRACK LIGHTING, NARROW GRID

- Fast, easy and secure twist-on installation
- No special tools required



Material: Spring Steel, Steel
Finish: nVent CADDY Armour



Part #	Description			Certification
2G9WB	7/16" Screw, Brass Barrel Nut	25 lb	100 pc	—
2G9	7/16" Screw, Pal Nut	25 lb	100 pc	UL
2G9S10WB	5/8" Screw, Brass Barrel Nut	25 lb	100 pc	—
2G9S10	5/8" Screw, Pal Nut	25 lb	100 pc	UL

CEILING/ACOUSTICAL
T-Grid Twist Clips

PT16 TWIST CLIP FOR WALL PARTITION

- Fast, easy and secure twist-on installation
- No special tools required
- Designed to reduce scratching of T-grid



Material: Spring Steel, Steel
Finish: nVent CADDY Armour



Part #	Description		
PT16LN	3/4" Screw	50 lb	100 pc

PT16 TWIST CLIP FOR WALL PARTITION WITH WING NUT

- Fast, easy and secure twist-on installation
- No special tools required
- Designed to reduce scratching of T-grid



Material: Spring Steel, Steel

Part #	Description		
Finish: nVent CADDY Armour			
PT16	CADDY ARMOUR, 3/4" Screw	50 lb	100 pc
Finish: nVent CADDY Armour, Felt-Lined			
PT16FP	CADDY ARMOUR, , 3/4" Screw	50 lb	100 pc


CEILING/ACOUSTICAL
T-Grid Twist Clips

TWIST CLIP SPACER FOR RECESSED T-GRID

- Provides a mounting surface level with recessed grid systems
- No tools required for installation
- For use with studded Twist Clips



Material: Spring Steel
Finish: nVent CADDY Armour

Part #	Description	
4TGS	1/4" Hole	100 pc

WING NUT FOR TWIST CLIPS

- Large diameter allows the use of knock-outs as mounting points
- Combination wing nut and washer



Material: Spring Steel
Finish: nVent CADDY Armour

Part #	Description	
4WN	1/4" Hole, Threaded	100 lb


When using with other fasteners refer to the lowest load rating.

PLASTIC SPACER FOR PT16 TWIST CLIP

- Spacer for use with recessed grid systems
- Ensures recessed grid systems remain flush when surface mounting fixtures



Material: Acrylonitrile Butadiene Styrene

Part #	Description	
PT16SPCR	15/16" T-Grid	100 pc

(Mechanical) Pipe and Tube Fixings



MECHANICAL
Pipe/Tube to Strut

RIGD SINGLE PIECE STRUT CLAMP FOR PIPE/RIGID CONDUIT

- One piece break apart strut clamp (1/2" thru 4" pipe size)
- Includes thread impression and captured screw (1/2" thru 4" pipe size)
- Fits into open side of strut channel
- Conforms with Manufacturers Standardization Society (MSS) SP-58 (Type 59)



Part #	Description			Certification
Material: Stainless Steel 304 (EN 1.4301)				
RIGD0050S4	S304, 1/2" Pipe, 0.84" OD	400 lb	100 pc	cULus
RIGD0075S4	S304, 3/4" Pipe, 1.05" OD	600 lb	100 pc	cULus
RIGD0100S4	S304, 1" Pipe, 1.315" OD	600 lb	100 pc	cULus
RIGD0125S4	S304, 1 1/4" Pipe, 1.66" OD	600 lb	50 pc	cULus
RIGD0150S4	S304, 1 1/2" Pipe, 1.9" OD	800 lb	50 pc	cULus
RIGD0200S4	S304, 2" Pipe, 2.375" OD	800 lb	50 pc	cULus
RIGD0250S4	S304, 2 1/2" Pipe, 2.875" OD	800 lb	25 pc	cULus
RIGD0300S4	S304, 3" Pipe, 3.5" OD	800 lb	25 pc	cULus
RIGD0400S4	S304, 4" Pipe, 4.5" OD	1,000 lb	25 pc	cULus
RIGD0600S4	S304, 6" Pipe, 6.625" OD	1,000 lb	25 pc	—
Material: Steel — Finish: Electrogalvanized				
RIGD0050EG	EG, 1/2" Pipe, 0.84" OD	400 lb	100 pc	cULus
RIGD0075EG	EG, 3/4" Pipe, 1.05" OD	600 lb	100 pc	cULus
RIGD0100EG	EG, 1" Pipe, 1.315" OD	600 lb	100 pc	cULus
RIGD0125EG	EG, 1 1/4" Pipe, 1.66" OD	600 lb	50 pc	cULus
RIGD0150EG	EG, 1 1/2" Pipe, 1.9" OD	800 lb	50 pc	cULus
RIGD0200EG	EG, 2" Pipe, 2.375" OD	800 lb	50 pc	cULus
RIGD0250EG	EG, 2 1/2" Pipe, 2.875" OD	800 lb	25 pc	cULus
RIGD0300EG	EG, 3" Pipe, 3.5" OD	800 lb	25 pc	cULus
RIGD0350EG	EG, 3 1/2" Pipe, 4" OD	1,000 lb	25 pc	cULus
RIGD0400EG	EG, 4" Pipe, 4.5" OD	1,000 lb	25 pc	cULus

MECHANICAL



Pipe/Tube to Strut

USC UNIVERSAL STRUT CLAMP FOR PIPE/CONDUIT

- Consists of two clamps, nut and bolt
- Fits into open side of strut channel
- Conforms with Manufacturers Standardization Society (MSS) SP-58 (Type 59)



Material: Steel

Part #	Description		
Finish: Electrogalvanized			
USC006EG	EG, 0.25" OD	450 lb	100 pc
USC010EG	EG, 0.38" OD	450 lb	100 pc
USC013EG	EG, 0.5"-0.54" OD	450 lb	100 pc
USC016EG	EG, 0.58"-0.63" OD, 3/8" EMT	450 lb	100 pc
USC017EG	EG, 0.65"-0.7" OD, 3/8" Pipe	450 lb	100 pc
USC020EG	EG, 0.71"-0.79" OD, 1/2" EMT	450 lb	100 pc
USC021EG	EG, 0.81"-0.84" OD, 1/2" Pipe	450 lb	100 pc
USC022EG	EG, 0.85"-0.88" OD	450 lb	100 pc
USC025EG	EG, 0.92"-1" OD, 3/4" EMT	450 lb	100 pc
USC026EG	EG, 1"-1.06" OD, 3/4" Pipe	450 lb	100 pc
USC028EG	EG, 1.1"-1.14" OD	450 lb	100 pc
USC031EG	EG, 1.16"-1.26" OD, 1" EMT	450 lb	100 pc
USC033EG	EG, 1.29"-1.32" OD, 1" Pipe	450 lb	100 pc
USC036EG	EG, 1.33"-1.5" OD	600 lb	50 pc
USC040EG	EG, 1.51"-1.6" OD, 1 1/4" EMT	600 lb	50 pc
USC042EG	EG, 1.63"-1.67" OD, 1 1/4" Pipe	600 lb	50 pc
USC046EG	EG, 1.69"-1.77" OD, 1 1/2" EMT	600 lb	50 pc
USC048EG	EG, 1.87"-1.97" OD, 1 1/2" Pipe	600 lb	50 pc
USC053EG	EG, 1.98"-2.11" OD	850 lb	50 pc
USC054EG	EG, 2.12"-2.17" OD	850 lb	50 pc
USC058EG	EG, 2.2"-2.25" OD, 2" EMT	850 lb	50 pc
USC060EG	EG, 2.34"-2.45" OD, 2" Pipe	850 lb	50 pc
USC063EG	EG, 2.45"-2.54" OD	850 lb	50 pc
USC068EG	EG, 2.6"-2.72" OD	850 lb	50 pc
USC073EG	EG, 2.75"-2.88" OD, 2 1/2" Pipe, 2 1/2" EMT	850 lb	50 pc
USC076EG	EG, 2.96"-3" OD	850 lb	25 pc
USC080EG	EG, 3.04"-3.25" OD	850 lb	25 pc
USC086EG	EG, 3.31"-3.5" OD, 3" Pipe, 3" EMT	850 lb	25 pc
USC093EG	EG, 3.54"-3.75" OD	850 lb	25 pc
USC101EG	EG, 3.87"-4.04" OD, 3 1/2" Pipe, 3 1/2" EMT	850 lb	25 pc
USC107EG	EG, 4.1"-4.33" OD	850 lb	25 pc
USC113EG	EG, 4.37"-4.54" OD, 4" Pipe, 4" EMT	850 lb	25 pc
USC121EG	EG, 4.63"-4.87" OD	850 lb	25 pc

MECHANICAL

Pipe/Tube to Strut

Part #	Description		
USC129EG	EG, 5"–5.13" OD	850 lb	25 pc
USC135EG	EG, 5.25"–5.37" OD	850 lb	25 pc
USC143EG	EG, 5.5"–5.75" OD, 5" Pipe	900 lb	25 pc
USC152EG	EG, 5.87"–6.1" OD	900 lb	25 pc
USC159EG	EG, 6.13"–6.38" OD	900 lb	25 pc
USC168EG	EG, 6.5"–6.75" OD, 6" Pipe	900 lb	25 pc
USC178EG	EG, 6.87"–7.13" OD	900 lb	25 pc
USC191EG	EG, 7.5" OD	900 lb	25 pc
USC200EG	EG, 7.75"–8" OD	900 lb	25 pc
USC208EG	EG, 8.04"–8.37" OD	900 lb	25 pc
USC218EG	EG, 8.5"–8.63" OD, 8" Pipe	900 lb	25 pc
USC228EG	EG, 8.86"–9.1" OD	900 lb	25 pc
USC254EG	EG, 9.84"–10.13" OD	900 lb	25 pc
USC277EG	EG, 10.7"–11.02" OD, 10" Pipe	900 lb	25 pc
USC311EG	EG, 12"–12.48" OD	900 lb	25 pc
USC324EG	EG, 12.75" OD, 12" Pipe	900 lb	10 pc
USC400EG	EG, 15.75" OD	900 lb	10 pc
Finish: Hot-Dip Galvanized			
USC016HD	HD, 0.58"–0.63" OD, 3/8" EMT	450 lb	100 pc
USC017HD	HD, 0.65"–0.7" OD, 3/8" Pipe	450 lb	100 pc
USC020HD	HD, 0.71"–0.79" OD, 1/2" EMT	450 lb	100 pc
USC021HD	HD, 0.81"–0.84" OD, 1/2" Pipe	450 lb	100 pc
USC025HD	HD, 0.92"–1" OD, 3/4" EMT	450 lb	100 pc
USC026HD	HD, 1"–1.06" OD, 3/4" Pipe	450 lb	100 pc
USC031HD	HD, 1.16"–1.26" OD, 1" EMT	450 lb	100 pc
USC033HD	HD, 1.29"–1.32" OD, 1" Pipe	450 lb	100 pc
USC040HD	HD, 1.51"–1.6" OD, 1 1/4" EMT	600 lb	100 pc
USC042HD	HD, 1.63"–1.67" OD, 1 1/4" Pipe	600 lb	50 pc
USC046HD	HD, 1.69"–1.77" OD, 1 1/2" EMT	600 lb	100 pc
USC048HD	HD, 1.87"–1.97" OD, 1 1/2" Pipe	600 lb	50 pc
USC054HD	HD, 2.12"–2.17" OD	850 lb	50 pc
USC058HD	HD, 2.2"–2.25" OD, 2" EMT	850 lb	50 pc
USC060HD	HD, 2.34"–2.45" OD, 2" Pipe	850 lb	50 pc
USC073HD	HD, 2.75"–2.88" OD, 2 1/2" Pipe, 2 1/2" EMT	850 lb	50 pc
USC086HD	HD, 3.31"–3.5" OD, 3" Pipe, 3" EMT	850 lb	25 pc
USC101HD	HD, 3.87"–4.04" OD, 3 1/2" Pipe, 3 1/2" EMT	850 lb	25 pc
USC113HD	HD, 4.37"–4.54" OD, 4" Pipe, 4" EMT	850 lb	25 pc
USC143HD	HD, 5.5"–5.75" OD, 5" Pipe	900 lb	25 pc
USC168HD	HD, 6.5"–6.75" OD, 6" Pipe	900 lb	25 pc
USC218HD	HD, 8.5"–8.63" OD, 8" Pipe	900 lb	25 pc
USC277HD	HD, 10.7"–11.02" OD, 10" Pipe	900 lb	25 pc
USC324HD	HD, 12.75" OD, 12" Pipe	900 lb	10 pc

MECHANICAL

Pipe Fixings



NVENT CADDY SUPERKLIP

- Closes and locks automatically when the pipe, tube or cable is inserted
- One-piece clamp for fast and convenient installation
- Fasten with either wood screw, dual threaded screw with or without collar, nail with collar, threaded rod, mounting plate or shot-fire bracket



Material: Xenoy®

Temperature: -13 to 194 °F

Part #	Description		
389017	0.31"–0.37" OD, 1/4" Copper Tube	30 lb	100 pc
389018	0.37"–0.46" OD, 1/4" Copper Tube	33 lb	100 pc
389001	0.46"–0.56" OD, 3/8" Copper Tube	35 lb	100 pc
389002	0.56"–0.66" OD, 1/2" Copper Tube	40 lb	100 pc
389003	0.66"–0.77" OD, 3/8" Rigid, 3/8" Pipe, 5/8" Copper Tube	43 lb	100 pc
389004	0.77"–0.86" OD, 1/2" Rigid, 1/2" Pipe	50 lb	100 pc
389005	0.86"–0.98" OD, 3/4" Copper Tube	48 lb	100 pc
389006	0.98"–1.09" OD, 3/4" Rigid, 3/4" Pipe	54 lb	50 pc
389007	1.09"–1.23" OD, 1" Copper Tube	58 lb	50 pc
389008	1.23"–1.4" OD, 1" Rigid, 1" Pipe, 1 1/4" Copper Tube	67 lb	50 pc
389009	1.4"–1.56" OD, 1 1/4" Copper Tube	72 lb	50 pc
389011	1.56"–1.71" OD, 1 1/4" Rigid, 1 1/4" Pipe	80 lb	25 pc
389012	1.83"–2" OD, 1 1/2" Rigid, 1 1/2" Pipe	84 lb	25 pc
389013	2"–2.19" OD, 2" Copper Tube	90 lb	25 pc
389014	2.3"–2.52" OD, 2" Rigid, 2" Pipe	92 lb	20 pc

NVENT CADDY SUPERKLIP BP1 BASE PLATE FOR TWO CLIPS

- Mounting plate to accept 2 SUPERKLIP clamps



Material: Xenoy®

Part #	Description	
389015	3/16" Hole	50 pc

NVENT CADDY SUPERKLIP BP1 BASE PLATE FOR THREE CLIPS

- Mounting plate to accept 3 SUPERKLIP clamps




Material: Xenoy®

Part #	Description	
389016	nVent CADDY Superklip BP1 Base Plate for Three Clips	50 pc

NVENT CADDY SUPERKLIP CA CONCRETE ATTACHMENT

- Steel clip which fits in the side of the nVent CADDY Superklip
- Steel clip can be shot fired to concrete or steel



Material: Steel
Finish: Electrogalvanized


Part #	Description	
389071	3/16" Hole	100 pc

NVENT CADDY SUPERKLIP IN INSERT NUT

- Steel channel nut fits in the side of the nVent CADDY Superklip



Material: Steel
Finish: Electrogalvanized

Part #	Description	
389069	1/4" Rod	100 pc

MECHANICAL

Pipe Fixings


nVENT CADDY SWIFT CLIP THREADED ROD ATTACHMENT

- Snap-on and twist installation requires no tools
- Easily adjusts by rotating up or down on the threaded rod
- For support and positioning of refrigeration, A/C tubing, PEX piping, conduit and cabling
- Secures pipe and insulation without any breaks
- Compliant with UL® 2043 and suitable for use in air handling (plenum) spaces



Material: Polyamide

Working Temperature: -40 to 284 °F

Part #	Description	
TRC062	5/8" OD, 1/2" Copper Tube, 3/8" Rod	25 pc
TRC075	3/4" OD, 5/8" Copper Tube, 3/8" Rod	25 pc
TRC087	7/8" OD, 3/4" Copper Tube, 1/2" Pipe, 3/8" Rod	25 pc
TRC100	1" OD, 3/4" Pipe, 3/8" Rod	25 pc
TRC112	1 1/8" OD, 1" Copper Tube, 3/8" Rod	25 pc
TRC125	1 1/4" OD, 1" Pipe, 3/8" Rod	25 pc
TRC137	1 3/8" OD, 1 1/4" Copper Tube, 3/8" Rod	25 pc
TRC150	1 1/2" OD, 3/8" Rod	25 pc
TRC162	1 5/8" OD, 1 1/2" Copper Tube, 3/8" Rod	25 pc
TRC200	2" OD, 3/8" Rod	25 pc
TRC212	2 1/8" OD, 2" Copper Tube, 3/8" Rod	25 pc


Clip must be installed with temperature at or above 14 °F (-10 °C).

TPC TUBE AND PIPE CLAMP

- Positions pipe or tube in stud wall applications
- May be used with the nVent CADDY Telescoping Screw Gun Bracket (TSGB) for an adjustable pipe bracket and clamping system



Material: Nylon

Part #	Description	
TPC112	3/8"–1 1/8" OD	100 pc
TPC238	5/8"–2 3/8" OD	50 pc


MECHANICAL
Pipe Fixings

ONE HOLE STRAP FOR PIPE AND CONDUIT

- Recommended for supporting horizontal runs of piping from the face of a structural member
- Fastening hole in strap may be above or below pipe



Material: Steel
Finish: Pregalvanized

Part #	Description	
0070050EG	0.84" OD, 1/2" Rigid, 1/2" Pipe	100 pc
0070075EG	1.05" OD, 3/4" Rigid, 3/4" Pipe	100 pc
0070100EG	1.315" OD, 1" Rigid, 1" Pipe	100 pc
0070125EG	1.66" OD, 1 1/4" Rigid, 1 1/4" Pipe	100 pc
0070150EG	1.9" OD, 1 1/2" Rigid, 1 1/2" Pipe	100 pc
0070200EG	2.375" OD, 2" Rigid, 2" Pipe	50 pc

nVent CADDY Pyramid





PYRAMID ROOFTOP SYSTEMS
ST Strut-Based Supports

PYRAMID ST FIXED STRUT SUPPORT

- Provides superior support for pipe, conduit, duct, cable tray and equipment
- Foam bottom offers low abrasion interface for better roof membrane protection
- Compatible with roof surfaces including single ply, bituminous, metal and spray foam
- Provides superior load distribution, even with varying rooftop surfaces
- Ready to use out of the box, saving installation time and labor
- Multiple sizes and load ratings offer the ability to tailor the solution to the application
- Easy to transport to the roof
- Hot-dip galvanized and UV stabilized for long lasting performance
- Supports green building requirements; thermoplastic bases are made from recycled material and can contribute to earning LEED credits



Material: Polyethylene, Polypropylene, Steel
Finish: Hot-Dip Galvanized
Temperature: -50 to 150 °F
Static Load Safety Factor: 3:1

Part #	Description		
PSF6C	6" x 4.8"	300 lb	20 pc
PSF10C	10" x 4.8"	1,000 lb	10 pc
PSF10D	10" x 6.4"	1,000 lb	5 pc
PSF16C	16" x 4.8"	1,500 lb	5 pc
PSF16D	16" x 6.4"	1,500 lb	5 pc

Static load at 73.1 kPa (10.6 psi) roof loading. Contact project or roofing engineer for maximum allowable load on individual project roof system.

PYRAMID ROOFTOP SYSTEMS



ST Strut-Based Supports

PYRAMID ST ADJUSTABLE STRUT SUPPORT

- Height adjustability provides effective navigation of pipe, conduit, duct and cable tray around obstructions
- Foam bottom offers low abrasion interface for better roof membrane protection
- Compatible with roof surfaces including single ply, bituminous, metal and spray foam
- Provides superior load distribution, even with varying rooftop surfaces
- Ready to use out of the box, saving installation time and labor
- Multiple sizes and load ratings offer the ability to tailor the solution to the application
- Hot-dip galvanized and UV stabilized for long lasting performance
- Supports green building requirements; thermoplastic bases are made from recycled material and can contribute to earning LEED credits



Material: Polyethylene, Polypropylene, Steel
Finish: Hot-Dip Galvanized
Temperature: -50 to 150 °F
Static Load Safety Factor: 3:1

Part #	Description		
PSA10CH13	10" x 6" – 13"	1,000 lb	5 pc
PSA16AH18	16" x 7" – 18"	1,500 lb	5 pc

PYRAMID ROOFTOP SYSTEMS



ST Strut-Based Supports

PYRAMID ST BRIDGE ASSEMBLY

- Ideal for supporting multiple pipe runs, cable tray and air handling units
- Foam bottom offers low abrasion interface for better roof membrane protection
- Compatible with roof surfaces including single ply, bituminous, metal and spray foam
- Provides superior load distribution, even with varying rooftop surfaces
- Ready to use out of the box, saving installation time and labor
- Multiple sizes and load ratings offer the ability to tailor the solution to the application
- Hot-dip galvanized and UV stabilized for long lasting performance
- Supports green building requirements; thermoplastic bases are made from recycled material and can contribute to earning LEED credits



Material: Polyethylene, Polypropylene, Steel
Finish: Hot-Dip Galvanized
Temperature: -50 to 150 °F
Static Load Safety Factor: 3:1

Part #	Description		
PSB24A	24"	2,000 lb	2 pc
PSB30A	30"	2,000 lb	2 pc
PSB36A	36"	2,000 lb	2 pc
PSB42A	42"	3,000 lb	2 pc
PSB48A	48"	3,000 lb	2 pc
PSB60A	60"	3,000 lb	2 pc

Static loads are assumed to be uniformly distributed.

PYRAMID ROOFTOP SYSTEMS

RL Roller-Based Supports

PYRAMID RL FIXED ROLLER SUPPORT

- Roller-based support designed specifically for rooftop applications
- Roller capability allows longitudinal movement of pipe, resulting from thermal expansion or contraction
- Polymeric rollers ensure corrosion free rotation
- Foam bottom offers low abrasion interface for better roof membrane protection
- Compatible with roof surfaces including single ply, bituminous, metal and spray foam
- Ready to use out of the box, saving installation time and labor
- Hot-dip galvanized and UV stabilized for long lasting performance
- Supports green building requirements; thermoplastic bases are made from recycled material and can contribute to earning LEED credits





Material: Polyethylene, Polypropylene, Steel

Finish: Hot-Dip Galvanized

Temperature: -50 to 150 °F

Static Load Safety Factor: 3:1

Part #	Description		
PRF2	2" Max Pipe	100 lb	20 pc
PRF3	3" Max Pipe	250 lb	5 pc
PRF6	6" Max Pipe	600 lb	5 pc



PYRAMID ROOFTOP SYSTEMS
RL Roller-Based Supports

PYRAMID RL ADJUSTABLE ROLLER SUPPORT

- Height-adjustable roller-based support designed specifically for rooftop applications
- Height adjustability allows for effective navigation of pipe around obstructions
- Polymeric rollers ensure corrosion free rotation
- Foam bottom offers low abrasion interface for better roof membrane protection
- Compatible with roof surfaces including single ply, bituminous, metal and spray foam
- Ready to use out of the box, saving installation time and labor
- Hot-dip galvanized and UV stabilized for long lasting performance
- Supports green building requirements; thermoplastic bases are made from recycled material and can contribute to earning LEED credits



Material: Polyethylene, Polypropylene, Steel
Finish: Hot-Dip Galvanized
Temperature: -50 to 150 °F
Static Load Safety Factor: 3:1


Part #	Description		
PRA3H12	3" Max Pipe, 6"-12"	250 lb	5 pc
PRA6H16	6" Max Pipe, 6 1/2"-16"	600 lb	5 pc

RETAINER STRAP

- Prevents pipe from being dislodged from roller supports
- Innovative twist-lock design allows for easy installation without requiring hardware removal



Material: Steel
Finish: Hot-Dip Galvanized

Part #	Description	
PRS2	2" Max Pipe	25 pc
PRS3	3" Max Pipe	25 pc
PRS6	6" Max Pipe	25 pc

Retainer straps must be used with roller supports that have an equivalent pipe size.

PYRAMID ROOFTOP SYSTEMS


H-Frame

PYRAMID H-FRAME POST BASE

- Foam or rubber bottom offers low abrasion interface for better roof membrane protection
- Compatible with roof surfaces including single ply, bituminous, metal and spray foam
- Provides superior load distribution, even with varying rooftop surfaces
- Rubber rooftop interface ideal for solar panel array installations
- Mounting hardware pre-installed in bases
- Hot-dip galvanized and UV stabilized for long lasting performance
- Accepts standard strut channels
- Supports green building requirements; thermoplastic bases are made from recycled material and can contribute to earning LEED credits



Material: Steel, Polypropylene, Polyethylene
Finish: Hot-Dip Galvanized
Temperature: -30 to 130 °F
Static Load Safety Factor: 3:1

Part #	Description		
PHB	Foam	750 lb	1 pc
PHBR	Rubber	750 lb	1 pc

PYRAMID ROOFTOP SYSTEMS

H-Frame

PYRAMID H-FRAME KIT

- Foam or rubber bottom offers low abrasion interface for better roof membrane protection
- Compatible with roof surfaces including single ply, bituminous, metal and spray foam
- Provides superior load distribution, even with varying rooftop surfaces
- Rubber rooftop interface ideal for solar panel array installations
- Kit includes 2 post bases with pre-installed mounting hardware, 6 bolts, 6 strut nuts, and 2 L-brackets to complete H-frame
- Hot-dip galvanized and UV stabilized for long lasting performance
- Accepts standard strut channels
- Supports green building requirements; thermoplastic bases are made from recycled material and can contribute to earning LEED credits



Material: Polypropylene, Polyethylene
Temperature: -30 to 130 °F
Static Load Safety Factor: 3:1

Part #	Description		
PHK	Foam	1,500 lb	1 pc
PHKR	Rubber	1,500 lb	1 pc

Static load represents 750 lb (3,335 N) per post base. The end user must select and evaluate the strut framing to ensure the assembled H-frame can properly support the applied load.

PYRAMID H-FRAME HARDWARE KIT

- Kit includes six bolts, six strut nuts, and two L-brackets to build custom multi-tier H-frame assemblies



Material: Steel
Finish: Hot-Dip Galvanized


Part #	Description	
HFRMHDW	nVent CADDY Pyramid H-Frame Hardware Kit	1 pc

PYRAMID ROOFTOP SYSTEMS

Equipment Supports

PYRAMID EQUIPMENT SUPPORT KIT, 4 POST BASE

- Kit includes post-base assemblies, frame and equipment-support clamps
- Assembles and adjusts to size and height in minutes by one person with one tool
- Innovative crossbar and equipment-support clamps enable quick assembly
- Integral foam pad provides gentle interface for all roof types
- Hot-dip galvanized and UV stabilized for long lasting performance
- Assembled support can be lifted as one unit and easily relocated
- Supports green building requirements; thermoplastic bases are made from recycled material and can contribute to earning LEED credits



Material: Steel, Polypropylene, Polyethylene

Finish: Hot-Dip Galvanized

Temperature: -30 to 130 °F

Height: 12" – 18"

Length: 49 1/2"

Part #	Description		
PEK4B	49 1/2"	1,120 lb	1 pc

Static load must be stable and uniformly distributed across frame.

PYRAMID ROOFTOP SYSTEMS
 Equipment Supports

PYRAMID EQUIPMENT SUPPORT KIT, 6 POST BASE

- Kit includes post-base assemblies, frame and equipment-support clamps
- Assembles and adjusts to size and height in minutes by one person with one tool
- Innovative crossbar and equipment-support clamps enable quick assembly
- Integral foam pad provides gentle interface for all roof types
- Hot-dip galvanized and UV stabilized for long lasting performance
- Assembled support can be lifted as one unit and easily relocated
- Supports green building requirements; thermoplastic bases are made from recycled material and can contribute to earning LEED credits



Material: Steel, Polypropylene, Polyethylene
 Finish: Hot-Dip Galvanized
 Temperature: -30 to 130 °F
 Height: 12" – 18"
 Length: 85 1/2"

Part #	Description		
PEK6B	85 1/2"	2,240 lb	1 pc

Static load must be stable and uniformly distributed across frame.

PYRAMID ROOFTOP SYSTEMS

Equipment Supports

PYRAMID EQUIPMENT SUPPORT FRAME EXTENSION KIT

- Allows creation of custom equipment support lengths by attaching the nVent CADDY Pyramid Extension Kit in series to a nVent CADDY Pyramid Equipment Support Kit
- Kit includes two post-base assemblies, frame and equipment-support clamps for easy attachment to a nVent CADDY Pyramid Equipment Support Kit
- Square tube and cross bars provide superior load and deflection capabilities over standard strut profiles
- Assembles and adjusts to size and height in minutes by one person with one tool
- Innovative crossbar and equipment-support clamps enable quick assembly
- Integral foam pad provides gentle interface for all roof types
- Hot-dip galvanized and UV stabilized for long lasting performance
- Supports green building requirements; thermoplastic bases are made from recycled material and can contribute to earning LEED credits



Material: Steel, Polypropylene, Polyethylene

Finish: Hot-Dip Galvanized

Temperature: -30 to 130 °F

Height: 12" – 18"

Length: 62 1/2"

Part #	Description		
PEKEF	nVent CADDY Pyramid Equipment Support Frame Extension Kit	1,120 lb	1 pc

Static load must be stable and uniformly distributed across frame. nVent CADDY Pyramid Equipment Support Frame Extension must be used in conjunction with a nVent CADDY Pyramid Equipment Support Kit.


PYRAMID ROOFTOP SYSTEMS
 Equipment Supports

PYRAMID EQUIPMENT SUPPORT HEIGHT EXTENSION

- Increases the height between the equipment support frame and roof deck
- Inserts directly into nVent CADDY Pyramid Equipment Support Bases




Material: Steel
 Finish: Hot-Dip Galvanized

Part #	Description	
PEH31	nVent CADDY Pyramid Equipment Support Height Extension	1 pc

PYRAMID EQUIPMENT SUPPORT POST BASE

- Ideal for use with strut channel type A and U-shaped brackets to create custom equipment supports
- Height adjustable
- Foam bottom offers low abrasion interface for better roof membrane protection
- Compatible with roof surfaces including single ply, bituminous, metal and spray foam
- Provides superior load distribution, even with varying rooftop surfaces
- Hot-dip galvanized and UV stabilized for long lasting performance
- Supports green building requirements; thermoplastic bases are made from recycled material and can contribute to earning LEED credits



Material: Steel, Polypropylene, Polyethylene
 Finish: Hot-Dip Galvanized
 Temperature: -30 to 130 °F
 Static Load Safety Factor: 3:1

Part #	Description		
PEB	nVent CADDY Pyramid Equipment Support Post Base	750 lb	2 pc

The end user must select and evaluate the strut framing to ensure the custom assembled equipment support can properly support the applied load.

PYRAMID ROOFTOP SYSTEMS

Equipment Supports

PYRAMID EQUIPMENT SUPPORT CLAMP

- Ideal for use with strut channel type A and square tube to create custom equipment supports
- Slotted design offers fast and easy installation



Material: Steel

Finish: Hot-Dip Galvanized



Part #	Description	
PEC	nVent CADDY Pyramid Equipment Support Clamp	20 pc

PYRAMID CROSSOVER LADDER, 50°

- Standard angle ladders provide easy changes in elevation
- Interchangeable components are easily assembled yielding labor-saving and quick installations
- nVent CADDY Pyramid bases provide superior load distribution and roof membrane compatibility
- Foam bottom offers low abrasion interface for better roof membrane protection
- Aluminum construction designed to withstand harsh environments
- Walking surfaces with serrated tread provides maximum slip resistance and drainage
- Compliant with OSHA, Cal/OSHA and ANSI® standards



Material: Aluminum, Polypropylene, Polyethylene

Part #	Description		
PCL50S2	20" Walkway Height, 2 Steps	500 lb	1 pc
PCL50S3	30" Walkway Height, 3 Steps	500 lb	1 pc
PCL50S4	40" Walkway Height, 4 Steps	500 lb	1 pc
PCL50S5	50" Walkway Height, 5 Steps	500 lb	1 pc
PCL50S6	60" Walkway Height, 6 Steps	500 lb	1 pc

Clearance of walkway is 3" less than the walkway height.

PYRAMID ROOFTOP SYSTEMS



Crossovers and Walkways

PYRAMID CROSSOVER LADDER, 90°

- Vertical ladders ideal for tight spaces
- Interchangeable components are easily assembled yielding labor-saving and quick installations
- nVent CADDY Pyramid bases provide superior load distribution and roof membrane compatibility
- Foam bottom offers low abrasion interface for better roof membrane protection
- Aluminum construction designed to withstand harsh environments
- Walking surfaces with serrated tread provides maximum slip resistance and drainage
- Compliant with OSHA, Cal/OSHA and ANSI® standards



Material: Aluminum, Polypropylene, Polyethylene

Part #	Description		
PCL90S2	20" Walkway Height, 2 Steps	500 lb	1 pc
PCL90S3	30" Walkway Height, 3 Steps	500 lb	1 pc
PCL90S4	40" Walkway Height, 4 Steps	500 lb	1 pc
PCL90S5	50" Walkway Height, 4 Steps	500 lb	1 pc
PCL90S6	60" Walkway Height, 5 Steps	500 lb	1 pc

Clearance of walkway is 3" less than the walkway height.

PYRAMID ROOFTOP SYSTEMS



Crossovers and Walkways

PYRAMID CROSSOVER SUPPORT TOWER

- Additional support towers ideal for supporting long walkways at varying heights
- Interchangeable components are easily assembled yielding labor-saving and quick installations
- nVent CADDY Pyramid bases provide superior load distribution and roof membrane compatibility
- Foam bottom offers low abrasion interface for better roof membrane protection
- Aluminum construction designed to withstand harsh environments
- Walking surfaces with serrated tread provides maximum slip resistance and drainage
- Compliant with OSHA, Cal/OSHA and ANSI® standards



Material: Aluminum, Polypropylene, Polyethylene

Part #	Description		
PCT20	20" Walkway Height	500 lb	1 pc
PCT30	30" Walkway Height	500 lb	1 pc
PCT40	40" Walkway Height	500 lb	1 pc
PCT50	50" Walkway Height	500 lb	1 pc
PCT60	60" Walkway Height	500 lb	1 pc

Walkway height represents the height of the walkway when a nVent CADDY Pyramid Crossover Bridge is attached to the support tower. Clearance of walkway is 3" less than the walkway height.

PYRAMID ROOFTOP SYSTEMS

Crossovers and Walkways

PYRAMID CROSSOVER BRIDGE

- Standard bridge spans that can be combined to create custom pathway lengths
- Interchangeable components are easily assembled yielding labor-saving and quick installations
- Aluminum construction designed to withstand harsh environments
- Walking surfaces with serrated tread provides maximum slip resistance and drainage
- Compliant with OSHA, Cal/OSHA and ANSI® standards



Material: Aluminum

Part #	Description		
PCB36	nVent CADDY Pyramid Crossover Bridge	500 lb	1 pc



Bridge spans require support on each end. Bridge spans exceeding 90" require an additional support tower.

PYRAMID CROSSOVER BRIDGE TURN KIT

- Turn bridges allow for configurations beyond a straight pathway, “L”, “U” or “Z” pathways can be created by using turn bridges
- Interchangeable components are easily assembled yielding labor-saving and quick installations
- nVent CADDY Pyramid bases provide superior load distribution and roof membrane compatibility
- Foam bottom offers low abrasion interface for better roof membrane protection
- Aluminum construction designed to withstand harsh environments
- Walking surfaces with serrated tread provides maximum slip resistance and drainage
- Compliant with OSHA, Cal/OSHA and ANSI® standards



Material: Aluminum, Polypropylene, Polyethylene

Part #	Description		
PCB36H20	20" Walkway Height	500 lb	1 pc
PCB36H30	30" Walkway Height	500 lb	1 pc
PCB36H40	40" Walkway Height	500 lb	1 pc
PCB36H50	50" Walkway Height	500 lb	1 pc
PCB36H60	60" Walkway Height	500 lb	1 pc

Clearance of walkway is 3" less than the walkway height.

PYRAMID ROOFTOP SYSTEMS

Crossovers and Walkways

PYRAMID CROSSOVER GUARDRAIL KIT

- Use an extra guardrail kit to block off the end of a pathway or create custom pathway configurations while ensuring all safety criteria are met
- Interchangeable standard components for flexibility while providing safe access over piping, duct, equipment or other utilities on a roof surface
- Aluminum construction designed to withstand harsh environments
- Compliant with OSHA, Cal/OSHA and ANSI® standards




Material: Aluminum

Part #	Description	
PCGK	nVent CADDY Pyramid Crossover Guardrail Kit	1 pc

PYRAMID CROSSOVER PLATFORM

- Height adjustable interlocking platforms allow for quick and easy installation of a custom pathway across rooftop surfaces
- Protect roof surfaces by providing a clearly defined pathway
- Modular design allows for easily configurable heights and lengths to address varying applications
- nVent CADDY Pyramid bases provide superior load distribution and roof membrane compatibility
- Foam bottom offers low abrasion interface for better roof membrane protection
- Aluminum construction designed to withstand harsh environments
- Walking surfaces with serrated tread provides maximum slip resistance and drainage



Material: Aluminum, Polypropylene, Polyethylene

Part #	Description		
PCP36	nVent CADDY Pyramid Crossover Platform	500 lb	1 pc



PYRAMID ROOFTOP SYSTEMS

PYRAMID 50 FOAM-BASED SUPPORT

- Replaces slow and labor-intensive installation methods
- Supports pipe, conduit, cable tray and equipment on roofs and below raised floors
- Easily increase load capacity by combining similar nVent CADDY Pyramid supports
- Protects the roof membrane while absorbing shock and vibration, without absorbing water
- Metal cover protects against weather and other environmental conditions, such as bird damage



Material: Steel, Polyethylene
Static Load Safety Factor: 3:1



Part #	Description		
Finish: Electrogalvanized			
RPS50H4EG	EG, 4"	50 lb	10 pc
RPS50H6EG	EG, 6"	50 lb	10 pc
Finish: Hot-Dip Galvanized			
RPS50H4HD	HD, 4"	50 lb	10 pc
RPS50H6HD	HD, 6"	50 lb	10 pc

PYRAMID EZ RUBBER-BASED ADJUSTABLE SUPPORT

- Quick height adjustment accommodates for uneven roofs or sloped condensate lines
- No tools or fasteners needed; fast snap-on installation
- Design sheds water and helps reduce pipe corrosion
- Roof-friendly; made of UV-stabilized EPDM material



Material: EPDM-SBR Rubber

Part #	Description		
RPSE1H24	1" Rigid/Pipe, 1.315" OD, 1 3/4"-4"	170 lb	20 pc
RPSE1H57	1" Rigid/Pipe, 1.315" OD, 5"-7"	170 lb	10 pc
RPSE2H46	2" Rigid/Pipe, 2.37" OD, 4"-6"	250 lb	10 pc
RPSE4H46	4" Rigid/Pipe, 4.5" OD, 4"-6"	400 lb	5 pc

Ultimate load at 1/4" (6.35 mm) deflection. Contact project or roofing engineer for maximum allowable load on individual project roof system.

PYRAMID ROOFTOP SYSTEMS



EZ Rubber-Based Supports

PYRAMID EZ RUBBER-BASED SUPPORT

- No tools or fasteners needed; fast snap-on installation
- Design sheds water and helps reduce pipe corrosion
- Roof-friendly; made of UV-stabilized EPDM material



Material: EPDM-SBR Rubber

Part #	Description		
RPSE1H	1" Rigid/Pipe, 1.315" OD, 1"	170 lb	20 pc

Ultimate load at 1/4" (6.35 mm) deflection. Contact project or roofing engineer for maximum allowable load on individual project roof system.

PYRAMID UNIVERSAL SUPPORT

- Captive stainless steel nuts allow for custom attachment methods to the support base including easy attachment of stainless steel strut, threaded rod or other project-specific hardware
- Foam bottom offers low abrasion interface for better roof membrane protection
- Compatible with roof surfaces including single ply, bituminous, metal and spray foam
- Provides superior load distribution, even with varying rooftop surfaces
- Multiple sizes and load ratings offer the ability to tailor the solution to the application
- Base is manufactured from UV-stabilized thermoplastic material
- Supports green building requirements; thermoplastic bases are made from recycled material and can contribute to earning LEED credits



Material: Polyethylene, Polypropylene, Stainless Steel 18-8 (EN 1.4305)
Temperature: -50 to 150 °F
Static Load Safety Factor: 3:1

Part #	Description
PBU6	5 1/2" x 4"
PBU10	10" x 4"
PBU16	16" x 4"

PYRAMID ROOFTOP SYSTEMS

Tool-Free Supports

TOOL-FREE PIPE SUPPORT KIT

- Push-in clamps install without the need for additional tools or strut clamps
- Ready to use out of the box, saving installation time and labor
- Plastic clamps and base will not corrode pipe
- Clamps come in two different sizes to fit project needs
- Base includes multiple holes to accommodate a variety of clamp sizes and configurations
- Additional clamps can be purchased separately for additional pipe runs
- Foam bottom offers low abrasion interface for better roof membrane protection
- Provides superior load distribution, even with varying rooftop surfaces
- Compatible with roof surfaces including single ply, bituminous, metal and spray foam
- Multiple sizes and load ratings offer the ability to tailor the solution to the application
- Easy to transport to the roof
- Supports green building requirements; thermoplastic bases are made from recycled material and can contribute to earning LEED credits



Material: Polyethylene, Polypropylene, Nylon
Temperature: -50 to 150 °F
Static Load Safety Factor: 3:1

Part #	Description
PTF6	8" L, 4" H
PTF10	12 1/2"L, 4" H
PTF16	19"L, 4" H

Part #	Number of Clamps Included		Maximum Clamp Capacity	
	PTF1C	PTF2C	PTF1C	PTF2C
PTF6	1	-	3	1
PTF10	-	2	5	2
PTF16	-	2	7	3

#

PYRAMID ROOFTOP SYSTEMS

Tool-Free Supports

TOOL-FREE CABLE TRAY PIN

- Push-in pins install without the need for additional tools
- Plastic pins and base will not corrode
- Pins and mounting holes accommodate most perforated cable tray
- Supports green building requirements; thermoplastic bases are made from recycled material and can contribute to earning LEED credits




Material: Nylon
Temperature: -50 to 150 °F

Part #	Description	
PTFP	Pyramid Tool-Free Cable Tray Pin	10 x 20 pc

PYRAMID 25 PIPE AND CONDUIT SUPPORT, PLASTIC

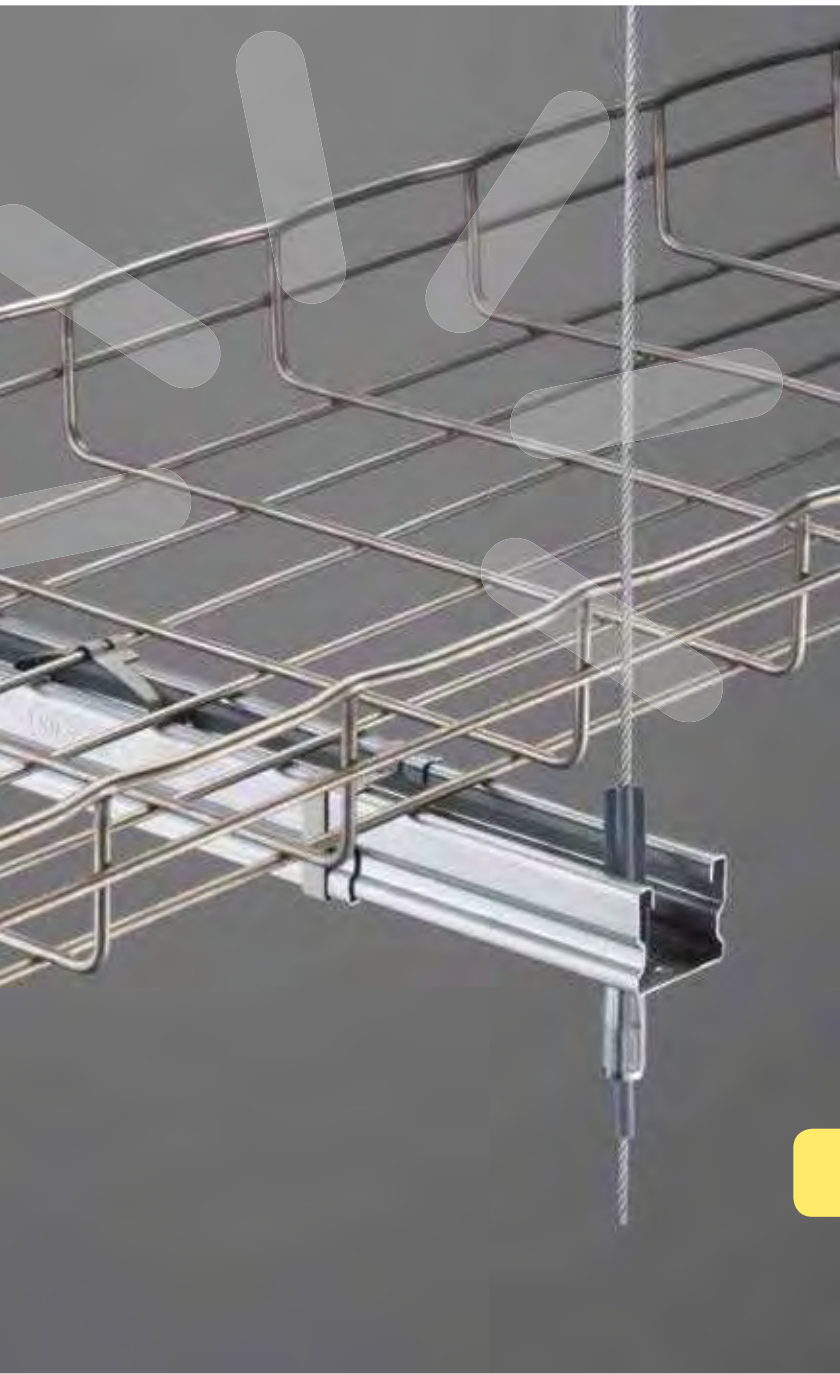
- Simple solution for supporting small pipes or conduit runs
- Lightweight plastic construction
- UV resistant, designed and tested for outdoor use
- No tools or fasteners needed for installation
- Rounded edges to help protect the roof membrane



Material: Acrylonitrile Butadiene Styrene

Part #	Description		
PPRPS25H4	4 7/16"	25 lb	25 pc
PPRPS25H6	6 7/16"	25 lb	20 pc

Metal Framing



METAL FRAMING
Telescoping Support Brackets

TELESCOPING STRUT REPLACEMENT

- Captive threaded nuts enable fastening to threaded rod supports without loose parts
- Telescopes to the desired length and is locked in place by snapping closed a spring retainer clip
- Standard strut profile runs the entire length of the part, allowing most standard fittings to be placed anywhere between the rods
- Integrated ruler displays space between hanger rods in inches and centimeters
- Supports up to seven 2" (50 DN) conduits, six 2" (50 DN) water filled pipes at 10' (3 m) spacing, or up to 18" (450 mm) cable tray
- Conduit can be supported on the top and bottom, eliminating the need for double sided strut
- Conduit and pipe can be placed directly on the strut profile, saving vertical space in buildings with limited room for installation



Material: Steel
Finish: Pregalvanized

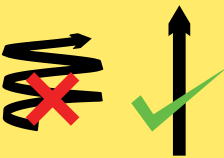
Part #	Description	Static Load 1	Static Load 2	
TSR122025	1/4" Rod	300 lb	200 lb	20 pc
TSR1220	3/8" Rod	300 lb	200 lb	20 pc

Static Load 1 represents a distributed load for 12" - 20" (300 - 500 mm) installations and a point load for 12" - 16" (300 - 400 mm) installations. Static Load 2 represents a point load for 16" - 20" (400 - 500 mm) installations.



Telescoping Strut Replacement with CADDY Rod Lock "push-to-install" technology is available on page 281.

- Easy "push-to-install" design allows installers to simply push the threaded rod through the mounting hole, instantly holding it in position
- Telescopes to the desired length and is locked in place by snapping closed a spring retainer clip
- Standard strut profile runs the entire length of the part, allowing most standard fittings to be placed anywhere between the rods
- Allows installers to prefabricate complex assemblies and quickly lift and lock them into place
- Lock nut can be finger tightened, locking the rod in place



"Push-to-install" Technology

METAL FRAMING

Telescoping Support Brackets

TELESCOPING STRUT REPLACEMENT, NO NUT


- Can be attached directly to a wall for wall-mounted applications
- Telescopes to the desired length and is locked in place by snapping closed a spring retainer clip
- Standard strut profile runs the entire length of the part, allowing most standard fittings to be placed anywhere between the rods
- Integrated ruler displays space between hanger rods in inches and centimeters
- Supports up to seven 2" (50 DN) conduits, six 2" (50 DN) water filled pipes at 10' (3 m) spacing, or up to 18" (450 mm) cable tray
- Conduit can be supported on the top and bottom, eliminating the need for double sided strut
- Conduit and pipe can be placed directly on the strut profile, saving vertical space in buildings with limited room for installation



Material: Steel
Finish: Pregalvanized

Part #	Description	Static Load 1	Static Load 2
TSR1220N	1/2" Rod	300 lb	200 lb

Static Load 1 represents a distributed load for 12" - 20" (300 - 500 mm) installations and a point load for 12" - 16" (300 - 400 mm) installations. Static Load 2 represents a point load for 16" - 20" (400 - 500 mm) installations.



METAL FRAMING

Telescoping Support Brackets

TELESCOPING STRUT REPLACEMENT, RETROFIT

- Slotted ends allow the bracket to be installed with four nVent CADDY SN Nuts on threaded rod above an existing trapeze, saving contractor time and limiting building downtime
- Telescopes to the desired length and is locked in place by snapping closed a spring retainer clip
- Standard strut profile runs the entire length of the part, allowing most standard fittings to be placed anywhere between the rods
- Integrated ruler displays space between hanger rods in inches and centimeters
- Supports up to seven 2" (50 DN) conduits, six 2" (50 DN) water filled pipes at 10' (3 m) spacing, or up to 18" (450 mm) cable tray
- Conduit can be supported on the top and bottom, eliminating the need for double sided strut
- Conduit and pipe can be placed directly on the strut profile, saving vertical space in buildings with limited room for installation
- Winner of the EC&M 2017 Product of the Year Platinum Award



Material: Steel
Finish: Pregalvanized

Part #	Description	Static Load 1	Static Load 2	
TSR1220R	3/8" Rod	300 lb	200 lb	25 pc


Static Load 1 represents a distributed load for 12" - 20" (300 - 500 mm) installations and a point load for 12" - 16" (300 - 400 mm) installations. Static Load 2 represents a point load for 16" - 20" (400 - 500 mm) installations.


METAL FRAMING

nVent CADDY Eristrut Strut Channel System

STRUT CHANNEL TYPE A, SLOTTED

- Cold formed channel, slotted
- Strut channels for heavy applications
- For individual fastening or for efficiently constructing pipe or tube routes



Part #	Description	
Material: Stainless Steel 304 (EN 1.4301)		
A12H1000S4	S304, 10' x 1.625" x 1.625" x 12 GA	10'
Material: Steel — Finish: Hot-Dip Galvanized		
A12H0200HD	HD, 2' x 1.625" x 1.625" x 12 GA	2'
A12H0400HD	HD, 4' x 1.625" x 1.625" x 12 GA	4'
A12H0500HD	HD, 5' x 1.625" x 1.625" x 12 GA	5'
A12H0600HD	HD, 6' x 1.625" x 1.625" x 12 GA	6'
A12H1000HD	HD, 10' x 1.625" x 1.625" x 12 GA	10'
Material: Steel — Finish: Painted — Color: Green		
A12H1000GN	10' x 1.625" x 1.625" x 12 GA	500'
A14H1000GN	10' x 1.625" x 1.625" x 14 GA	500'
A12H2000GN	20' x 1.625" x 1.625" x 12 GA	500'
A14H2000GN	20' x 1.625" x 1.625" x 14 GA	500'
Material: Steel — Finish: Pregalvanized		
A12H1000PG	PG, 10' x 1.625" x 1.625" x 12 GA	500'
A14H1000PG	PG, 10' x 1.625" x 1.625" x 14 GA	500'
A12H2000PG	PG, 20' x 1.625" x 1.625" x 12 GA	500'
A14H2000PG	PG, 20' x 1.625" x 1.625" x 14 GA	500'

METAL FRAMING


nVent CADDY Eristrut Strut Channel System

STRUT CHANNEL TYPE AA, SLOTTED

- Cold formed channel, slotted
- Welded back to back



Material: Steel

Part #	Description	
Finish: Painted — Color: Green		
A12AH200GN	20' x 3.25" x 1.625" x 12 GA	20'
Finish: Pregalvanized		
A12AH200PG	PG, 20' x 3.25" x 1.625" x 12 GA	20'

STRUT CHANNEL TYPE C, SLOTTED

- Cold formed channel, slotted
- Strut channels for medium to heavy applications
- For individual fastening or for efficiently constructing pipe or tube routes




Part #	Description	
Material: Stainless Steel 304 (EN 1.4301)		
C14H1000S4	S304, 10' x 13/16" x 1 5/8" x 14 GA	10'
Material: Steel — Finish: Painted — Color: Green		
C12H1000GN	10' x 13/16" x 1 5/8" x 12 GA	10'
C14H1000GN	10' x 13/16" x 1 5/8" x 14 GA	10'
C12H2000GN	20' x 13/16" x 1 5/8" x 12 GA	20'
C14H2000GN	20' x 13/16" x 1 5/8" x 14 GA	20'
Material: Steel — Finish: Pregalvanized		
C12H1000PG	PG, 10' x 13/16" x 1 5/8" x 12 GA	10'
C14H1000PG	PG, 10' x 13/16" x 1 5/8" x 14 GA	500'
C12H2000PG	PG, 20' x 13/16" x 1 5/8" x 12 GA	20'
C14H2000PG	PG, 20' x 13/16" x 1 5/8" x 14 GA	20'

METAL FRAMING


nVent CADDY Eristrut Strut Channel System

STRUT CHANNEL TYPE D, SLOTTED

- Cold formed channel, slotted




Material: Steel


Part #	Description	
Finish: Painted — Color: Green		
D12H1000GN	10' x 2.438" x 1.625"	10'
D12H2000GN	20' x 2.438" x 1.625"	20'
Finish: Pregalvanized		
D12H1000PG	PG, 10' x 2.438" x 1.625"	10'
D12H2000PG	PG, 20' x 2.438" x 1.625"	20'

STRUT CHANNEL TYPE E, SLOTTED

- Cold formed channel, slotted



Material: Steel


Part #	Description	
Finish: Painted — Color: Green		
E12H2000GN	20' x 3.25" x 1.625" x 12 GA	20'
Finish: Pregalvanized		
E12H1000PG	PG, 10' x 3.25" x 1.625" x 12 GA	10'
E12H2000PG	PG, 20' x 3.25" x 1.625" x 12 GA	20'

METAL FRAMING

nVent CADDY Eristrut Strut Channel System

STRUT CHANNEL CONCRETE INSERT

- Cold formed, with anchor legs
- Polystyrene filler prevents concrete from entering in the channel
- Complete with end caps



Material: Steel
Finish: Pregalvanized

Part #	Description	
CONB12200PG	1 5/8" x 12 GA	20'

STRUT TO STRUT CONNECTOR

- Consists of two half castings, nut and bolt
- Allows for bolting two strut channels back to back through the slots



Material: Steel
Finish: Electrogalvanized

Part #	Description		
STS	Strut to Strut Connector	1,000 lb	100 pc

Minimum of 2 required. Maximum spacing 1 foot (300mm).

METAL FRAMING


nVent CADDY Eristrut Strut Channel System

ADK STRUT END CAP

- Fits into ERISTRUT Type A channel
- When separated, provides two end caps for ERISTRUT Type C channel




Material: Polyethylene


Part #	Description	
ADK421	Blue	100 pc
ADK421GN	Green	100 pc
ADK421GY	Gray	100 pc
ADK421RD	Red	100 pc

ENDC STRUT END CAP

- Fits into ERISTRUT Type A channel



Material: Steel
Finish: Electrogalvanized


Part #	Description	
ENDCA120EG	ENDC Strut End Cap	100 pc


METAL FRAMING

nVent CADDY Eristrut Strut Channel System

STRUT CHANNEL COVER

- Easily snaps into any ERISTRUT strut channel




Part #	Description	
Material: Polystyrene		
CL100000PS	Polystyrene	10'
Material: Steel – Finish: Electrogalvanized		
CL100000EG	EG	1 pc

NVENT CADDY SLICK NUT

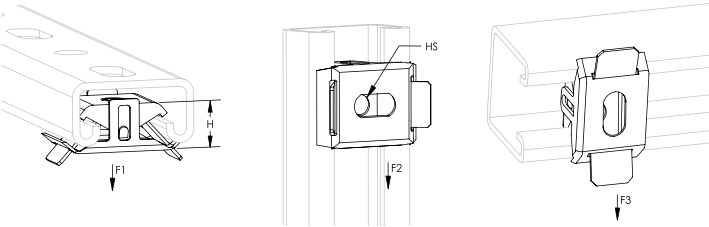
- Provides fast universal attachment of threaded rod and hardware to standard strut profiles



Material: Polyamide, Spring Steel
Finish: nVent CADDY Armour

Part #	Description	F1	F2	F3	
SLICK250	1/4" Hole, Threaded	400 lb	100 lb	250 lb	100 pc
SLICK375	3/8" Hole, Threaded	600 lb	100 lb	250 lb	100 pc
SLICK500	1/2" Hole, Threaded	600 lb	100 lb	250 lb	100 pc

Indicated loads are independent of the threaded stud or rod.
Indicated loads are applicable on 14 GA and 12 GA (2 mm and 2.5 mm) strut channels only.



METAL FRAMING
nVent CADDY Eristrut Strut Channel System

STRUT NUT WITHOUT SPRING



Static Load Safety Factor: 3:1

Part #	Description	Torque	
Material: Stainless Steel 316 (EN 1.4401)			
NUT0037S6	S316, 3/8" Rod, 0.375"	19 ft lb	100 pc
NUT0050S6	S316, 1/2" Rod, 0.5"	50 ft lb	100 pc
Material: Steel – Finish: Electrogalvanized			
NUT0025EG	EG, 1/4" Rod, 0.25"	6 ft lb	100 pc
NUT0037EG	EG, 3/8" Rod, 0.375"	19 ft lb	100 pc
NUT0050EG	EG, 1/2" Rod, 0.5"	50 ft lb	100 pc
NUT0062EG	EG, 5/8" Rod, 0.5"	50 ft lb	100 pc
NUT0075EG	EG, 3/4" Rod, 0.5"	50 ft lb	100 pc
Material: Steel – Finish: Hot-Dip Galvanized			
NUT0050HD	HD, 1/2" Rod, 0.5"	50 ft lb	100 pc

Pull-Out Strength			
Part Number	Channel Type	Channel Thickness	
		12 GA	14 GA
NUT0025xx	A, C	450 lb	450 lb
	D, E	450 lb	–
NUT0025xx	A, C	1,100 lb	1,000 lb
	D, E	1,100 lb	–
NUT0025xx	A	2,000 lb	1,400 lb
	D, E	1,500 lb	–
NUT0025xx	A	2,000 lb	1,400 lb
	D, E	1,500 lb	–
NUT0025xx	A	2,000 lb	1,400 lb
	D, E	1,500 lb	–

METAL FRAMING

nVent CADDY Eristrut Strut Channel System

STRUT NUT WITH SPRING, CHANNEL TYPE A

- Used to create metal frames with nVent CADDY Eristrut channels
- Spring allows for easy installation



Material: Steel
Finish: Electrogalvanized
Static Load Safety Factor: 3:1

Part #	Description	Torque	
SPRA0025EG	EG, 1/4" Rod	6 ft lb	100 pc
SPRA0037EG	EG, 3/8" Rod	19 ft lb	100 pc
SPRA0050EG	EG, 1/2" Rod	50 ft lb	100 pc
SPRA0062EG	EG, 5/8" Rod	50 ft lb	100 pc

Pull-Out Strength		
Part Number	Channel Thickness	
	12 GA	14 GA
SPRA0025EG	450 lb	450 lb
SPRA0037EG	1,100 lb	1,000 lb
SPRA0050EG	2,000 lb	1,400 lb
SPRA0062EG	2,000 lb	1,400 lb

METAL FRAMING

nVent CADDY Eristrut Strut Channel System

STRUT NUT WITH SPRING, CHANNEL TYPE C




Material: Steel
Finish: Electrogalvanized
Static Load Safety Factor: 3:1

Part #	Description	Torque	
SPRC0025EG	EG, 1/4" Rod	6 ft lb	100 pc


Pull-Out Strength		
Part Number	Channel Thickness	
	12 GA	14 GA
SPRA0025EG	450 lb	450 lb

STRUT NUT WITH TOP SPRING

- Used to create metal frames with nVent CADDY Eristrut channels
- Spring allows for easy installation



Material: Steel
Finish: Electrogalvanized
Static Load Safety Factor: 3:1

Part #	Description	
TSNT0025EG	EG, 1/4" Rod	100 pc
TSNT0037EG	EG, 3/8" Rod	100 pc
TSNT0050EG	EG, 1/2" Rod	100 pc

Pull-Out Strength			
Part Number	Channel Type	Channel Thickness	
		12 GA	14 GA
TSNT0025EG	A, C	450 lb	450 lb
	D, E	450 lb	–
TSNT0037EG	A, C	1,100 lb	1,000 lb
	D, E	1,100 lb	–
TSNT0050EG	A	2,000 lb	1,400 lb
	D, E	1,500 lb	–

METAL FRAMING

nVent CADDY Eristrut Strut Channel System




CLIP-ON STRUT NUT

- Easily snaps into strut using a screwdriver




Material: Spring Steel
Finish: nVent CADDY Armour




Part #	Description			
MFA4I	1/4" Hole, Threaded	100 lb	50 lb	100 pc
MFA625	1/4" Hole, w/Screw, 0.625" Screw	100 lb	50 lb	100 pc

STRUT CANTILEVER ARM TYPE A, SLOTTED

- Slotted channel
- Welded on flat mounting plate




Material: Steel
Finish: Electrogalvanized

Part #	Description	
KA25H0150EG	EG, 6" x 1.625" x 1.625" x 0.098"	20 pc
KA25H0300EG	EG, 11.875" x 1.625" x 1.625" x 0.098"	10 pc
KA25H0450EG	EG, 17.75" x 1.625" x 1.625" x 0.098"	5 pc
KA25H0600EG	EG, 23.625" x 1.625" x 1.625" x 0.098"	1 pc


METAL FRAMING
nVent CADDY Eristrut Strut Channel System

SQUARE CHANNEL WASHER

- Use to secure objects to nVent CADDY Eristrut channels




Material: Steel
Finish: Electrogalvanized

Part #	Description	
F130000EG	EG, 5/16" Rod, 0.375" Hole	100 pc
F140000EG	EG, 3/8" Rod, 0.438" Hole	100 pc
F150000EG	EG, 1/2" Rod, 0.563" Hole	100 pc
F160000EG	EG, 5/8" Rod, 0.688" Hole	100 pc
F170000EG	EG, 3/4" Rod, 0.813" Hole	100 pc
F180000EG	EG, 7/8" Rod, 0.938" Hole	100 pc

TWO HOLE FLAT BRACKET



Material: Steel
Finish: Electrogalvanized

Part #	Description	
F090000EG	EG, 3.5"	50 pc
F220000EG	EG, 3.25"	50 pc

METAL FRAMING

nVent CADDY Eristrut Strut Channel System

THREE HOLE FLAT BRACKET

- Used to create metal frames with nVent CADDY Eristrut channels



Material: Steel
Finish: Electrogalvanized

Part #	Description	
F200000EG	EG, 5.375"	25 pc

THREE HOLE FLAT CORNER BRACKET

- Used to create metal frames with nVent CADDY Eristrut channels



Material: Steel
Finish: Electrogalvanized

Part #	Description	
F360000EG	EG, 3.5" x 3.5"	25 pc

FOUR HOLE FLAT BRACKET

- Used to create metal frames with nVent CADDY Eristrut channels



Material: Steel
Finish: Electrogalvanized

Part #	Description	
F230000EG	EG, 7.25"	25 pc

METAL FRAMING
nVent CADDY Eristrut Strut Channel System

FOUR HOLE FLAT CORNER BRACKET




Material: Steel
Finish: Electrogalvanized

Part #	Description	
F370000EG	3 1/2" x 5 3/8"	20 pc

FOUR HOLE FLAT TEE PLATE

- Used to create metal frames with nVent CADDY Eristrut channels




Material: Steel
Finish: Electrogalvanized

Part #	Description	
F250000EG	EG, 5.375" x 3.5"	20 pc

1-1 HOLE ANGLE BRACKET

- Used to create metal frames with nVent CADDY Eristrut channels




Part #	Description	
Material: Stainless Steel 304 (EN 1.4301)		
L110000S4	S304, 2" x 1.875"	50 pc
Material: Steel – Finish: Electrogalvanized		
L100000EG	EG, 2.25" x 1.625"	50 pc
L110000EG	EG, 2" x 1.875"	50 pc


METAL FRAMING

nVent CADDY Eristrut Strut Channel System

1-1 HOLE CLOSED CORNER ANGLE BRACKET




Material: Steel
Finish: Electrogalvanized

Part #	Description	
L470450EG	EG, 45° x 3.5" x 2.5"	25 pc


1-1 HOLE OPEN CORNER ANGLE BRACKET




Material: Steel
Finish: Electrogalvanized

Part #	Description	
L460450EG	EG, 45°	25 pc

1-1 HOLE UNEQUAL LONG ANGLE BRACKET




Material: Steel
Finish: Electrogalvanized

Part #	Description	
L120300EG	3" x 1 7/8"	25 pc


METAL FRAMING

nVent CADDY Eristrut Strut Channel System


1-2 HOLE CORNER ANGLE BRACKET




Material: Steel
Finish: Electrogalvanized

Part #	Description	
L180000EG	EG, 3.5" x 2.5"	25 pc

1-2 HOLE CORNER SHORT ANGLE BRACKET



Material: Steel
Finish: Electrogalvanized

Part #	Description	
L190000EG	EG, 3.875" x 1.875"	25 pc
L200000EG	EG, 4.125" x 1.625"	25 pc

2-2 HOLE CORNER ANGLE BRACKET

- Used to create metal frames with nVent CADDY Eristrut channels



Material: Steel
Finish: Electrogalvanized

Part #	Description	
L220000EG	EG, 4.125" x 3.5"	25 pc


METAL FRAMING

nVent CADDY Eristrut Strut Channel System

1-1 HOLE 45° ANGLE BRACE



Material: Steel
Finish: Electrogalvanized

Part #	Description	
L441200EG	EG, 12" x 10.5"	20 pc
L441600EG	EG, 16" x 13.313"	500 pc


3-3-1 HOLE CORNER GUSSET




Material: Steel
Finish: Electrogalvanized

Part #	Description	
L23U0000EG	4 1/8" x 4 1/8"	15 pc

SIX HOLE CORNER CONNECTOR, 3-WAY



Material: Steel
Finish: Electrogalvanized

Part #	Description	
W190000EG	1 5/8" x 5 7/16" x 2"	10 pc


METAL FRAMING

nVent CADDY Eristrut Strut Channel System

EIGHT HOLE DOUBLE CORNER CONNECTOR, 3-WAY




Material: Steel
Finish: Electrogalvanized

Part #	Description	
W170000EG	EG, 1.625" x 5.5" x 4"	10 pc

NINE HOLE CORNER CONNECTOR, 3-WAY



Material: Steel
Finish: Electrogalvanized


Part #	Description	
W200000EG	EG, 3.5" x 5.438" x 3.75"	25 pc

STRUT BEAM CLAMP WITH U-BOLT

- Complete with U-bolt and nuts
- Requires installation in pairs



Material: Steel
Finish: Electrogalvanized

Part #	Description		
BC17A000EG	EG, A, C Strut	1,200 lb	25 pc
BC17D000EG	EG, AA, D, E Strut	1,200 lb	25 pc


Static Load is based on one pair of Strut Beam Clamps.

METAL FRAMING

nVent CADDY Eristrut Strut Channel System

STRUT BEAM CLIP

- Beam Clip for clamping the open side of strut to a beam
- Suitable for all strut channels
- Requires installation in pairs
- Structural attachment to beams to support nVent CADDY Eristrut



Material: Steel
Finish: Electrogalvanized

Part #	Description		
BC200000EG	EG, 0.5" Flange, 0.563" Hole	460 lb	50 pc

Indicated loads are based on installation with 1/2" (M12) hardware and strut channel type A.

STRUT BEAM CLAMP WITH BOLT, WINDOW SHAPE

- Complete with bolt
- Requires installation in pairs



Material: Steel
Finish: Electrogalvanized


Part #	Description		
BC16A000EG	EG, A, CC Strut	740 lb	20 pc

METAL FRAMING

nVent CADDY Eristrut Strut Channel System



INTERNAL STRUT BEAM CLAMP WITH BOLT

- U-shaped clip for clamping the back of strut channel to a beam
- Hex bolt included
- Requires installation in pairs



Material: Steel

Finish: Electrogalvanized

Part #	Description		
BC180037EG	EG, 3/8" Screw	660 lb	25 pc
BC180050EG	EG, 1/2" Screw	660 lb	25 pc

Static Load is based on one pair of Strut Beam Clamps. Include strut channel thickness when calculating flange thickness.

STRUT AND ROD BEAM CLAMP

- Multifunctional beam clamp suitable for strut channel or threaded rod
- Bolt included
- Requires installation in pairs



Material: Steel

Finish: Electrogalvanized



Part #	Description		
STCB6	EG, 3/8" Rod, 2" Max Flange	400 lb	10 pc

METAL FRAMING

nVent CADDY Eristrut Strut Channel System

STRUT BEAM CLAMP WITH BOLT

- Beam clip for mounting on open side of strut
- Bolt included
- Requires installation in pairs



Material: Steel

Finish: Electrogalvanized

Part #	Description		
BC210000EG	1" Flange, 9/16" Hole	460 lb	25 pc

BC23 INTERNAL STRUT BEAM CLAMP

- Kit of two inserts for A type channel
- Complete with pointed head hex bolts for easy installation



Material: Steel

Finish: Electrogalvanized

Part #	Description		
BC23A000EG	BC23 Internal Strut Beam Clamp	800 lb	25 pc

INC8 INTERNAL STRUT BEAM CLAMP

- Mounts strut within vertical beams



Material: Spring Steel


Finish: nVent CADDY Armour

Part #	Description	
INC8T5	INC8 Internal Strut Beam Clamp	100 lb


METAL FRAMING

nVent CADDY Eristrut Strut Channel System

POST BASE FOR STRUT TYPE A




Material: Steel
Finish: Electrogalvanized

Part #	Description	
P11SQ000EG	EG, 6" x 6" x 3.5" x 0.81"	5 pc

45° POST BASE FOR STRUT TYPE A

- Post base to create metal frames for attachment to nVent CADDY Eristrut or nVent CADDY Pyramid



Material: Steel
Finish: Electrogalvanized

Part #	Description	
P110000EG	EG, 6" x 6" x 3.5"	5 pc

45° POST BASE FOR STRUT TYPE AA

- Post base to create metal frames for attachment to nVent CADDY Eristrut or nVent CADDY Pyramid




Material: Steel
Finish: Electrogalvanized

Part #	Description	
P130000EG	EG, 6" x 3.5"	5 pc


METAL FRAMING

nVent CADDY Eristrut Strut Channel System

RECTANGULAR POST BASE PLATE



Material: Steel
Finish: Hot-Dip Galvanized

Part #	Description	
ZGA512	3.94" x 6.3" x 3.15"	1 pc

FOUR HOLE EXTERNAL COUPLER



Material: Steel
Finish: Electrogalvanized

Part #	Description	
U24A0000EG	EG, A Strut	10 pc

STRUT TRAPEZE ATTACHMENT PLATE

- Creates fast install trapeze brackets
- Includes hex bolt and strut nut



Material: Steel
Finish: Electrogalvanized

Part #	Description	
ISSP375	3/8" Rod	100 pc

METAL FRAMING

nVent CADDY Eristrut Strut Channel System

STRUT TRAPEZE ATTACHMENT KIT

- Kit includes 2 strut trapeze attachment plates and 4 SN series nuts
- Creates fast install trapeze brackets



Material: Steel

Finish: Electrogalvanized

Part #	Description		
ISSPK	3/8" Rod	500 lb	12 pc

Ultimate Static Load is based on one strut trapeze attachment plate supported by two SN Series Nuts. When evaluating the complete trapeze structure (Strut Trapeze Attachment Kit and strut member), deformation and material yield of the strut must be taken into consideration. The lesser of the loads should be used as the Ultimate Static Load.

STRUT TROLLEY, ONE AXLE

- Fits in A channel or higher



Material: Steel

Finish: Electrogalvanized

Part #	Description	
ROL10000EG	Strut Trolley, One Axle	25 pc

METAL FRAMING

nVent CADDY Eristrut Strut Channel System


STRUT TROLLEY, TWO AXLES

- Fits in A channel or higher



Material: Steel

Finish: Electrogalvanized


Part #	Description	
ROL11000EG	Strut Trolley, Two Axles	10 pc

U-SHAPED BRACKET FOR STRUT TYPE A



Material: Steel

Finish: Hot-Dip Galvanized

Part #	Description	
U10A0000HD	U-Shaped Bracket for Strut Type A	20 pc

ESC STRUT ATTACHMENT CLIP

- Attaches to open side of a strut channel
- Designed to accept nVent CADDY Speed Link wire rope or hook



Material: Spring Steel

Finish: nVent CADDY Armour



Part #	Description		
ESC4	Plain	150 lb	100 pc

METAL FRAMING

nVent CADDY Eristrut Strut Channel System



THREADED ROD TO STRUT CLIP

- Attaches to open side of a strut channel
- With threaded rod attachment




Material: Steel
Finish: nVent CADDY Armour



Part #	Description		
ESC4TI	1/4" Hole	150 lb	100 pc
ESC6TI	3/8" Hole	150 lb	100 pc

SAA SLOTTED FRAMING ANGLE, EQUAL LEG

- Cold formed, slotted



Material: Steel
Finish: Pregalvanized

Part #	Description
SAA1400EG	SAA Slotted Framing Angle, Equal Leg

SAD SLOTTED FRAMING ANGLE, UNEQUAL LEG

- Cold formed, slotted



Material: Steel
Finish: Pregalvanized

Part #	Description
SAD1400EG	SAD Slotted Framing Angle, Unequal Leg

Premium quality and unmatched innovation, dedicated to saving you time and keeping your installations in code since 1956.



Commercial contractors responsible for electrical system installation have simple priorities: get the job done right, safely – and quickly. Now you can depend on nVent CADDY solutions to help you meet those goals.


nVent CADDY's innovative fixing, fastening, and support products provide the perfect solution for thousands of electrical applications. The result: Contractors can focus more on meeting project deadlines, and less on procuring the right components.

Contractors count on nVent CADDY to develop and deliver high-quality solutions to the commercial construction industry. Besides superior technical performance, nVent CADDY components are designed for simple and intuitive installation at a lower total cost.

nVent CADDY leads the commercial market in offering high-quality, innovative solutions for electrical and datacom applications. From the All-In-One system to the simplest support clip, nVent CADDY products make installation faster, easier and more secure. Our deep expertise in construction and our trusted relationships with contractors have contributed to the design and development of thousands of standard components.

Whatever the task– running electrical conduit, mounting devices in a studwall, or a multitude of other applications – nVent CADDY's state-of-the-art components help you secure any job. Right.

Seismic Bracing Systems



**WE MAKE
SEISMIC SIMPLE**

SEISMIC BRACING SYSTEMS

Cable Bracing

CABLE SPOOL

- Cut to length as needed
- Pre-stretched restraint cable



Part #	Description	UL Listed Load	Certification
Material: Steel — Finish: Pregalvanized, Painted			
CSB12CBL	#12 Brace, Red, 250'	600 lb	UL
CSB18CBL	#18 Brace, White, 250'	1,100 lb	UL
CSB36CBL	#36 Brace, Blue, 250'	2,800 lb	UL
CSB48CBL	#48 Brace, Yellow, 250'	4,600 lb	UL
Material: Stainless Steel 316 (EN 1.4401)			
CSB12CBLSS	#12 Brace, 250'		—
CSB18CBLSS	#18 Brace, 250'		—
CSB36CBLSS	#36 Brace, 250'		—
CSB48CBLSS	#48 Brace, 250'		—

Cable is powder coated.

CABLE CUTTER

- Designed to reduce cable fraying



Material: Steel

Part #	Description
CSBC48	#48 Brace

WIRE ROPE CUTTER

- Designed to reduce wire rope fraying



Material: Steel


Part #	Description
SLWC	Wire Rope Cutter

SEISMIC BRACING SYSTEMS

Cable Bracing

SWAGING SLEEVE

- Creates secure loop ends
- Swage with swaging tools



Part #	Description
Material: Copper — Finish: Electrogalvanized	
CSB12SLVB	EG, #12 Brace
CSB18SLVB	EG, #18 Brace
CSB36SLVB	EG, #36 Brace
CSB48SLVB	EG, #48 Brace
Material: Stainless Steel 316 (EN 1.4401)	
CSB12SLVBSS	S316, #12 Brace
CSB18SLVBSS	S316, #18 Brace
CSB36SLVBSS	S316, #36 Brace
CSB48SLVBSS	S316, #48 Brace

Two side-by-side swages required on #12 and #18 cable. Three side-by-side swages required on #36 and #48 cable. Check swage with gauge (not included).

MANUAL SWAGING TOOL



Material: Steel

Part #	Description
CSB12SBHS	#12 Brace
CSB48	#48 Brace

MULTI-SIZE MANUAL SWAGING TOOL



Material: Steel

Part #	Description
CSB3346SB	#12, #18, #36 Brace

SEISMIC BRACING SYSTEMS

Cable Bracing

BATTERY-OPERATED SWAGING TOOL

- Battery-operated tool provides consistent swaging
- Provides less strenuous installation when compared to manual swaging tools
- Cordless design allows installers to easily move around the job site
- Compatible with large diameter cables



Material: Steel

Part #
CSBBS121836

NO PRY CLIP

- Eliminates prying effect on fasteners and anchors



Material: Steel
Finish: Electrogalvanized



Part #	Description	UL Listed Load
CSBNPC38	#12, #18, #36 Brace, 7/16" Hole	2,800 lb
CSBNPC12	#12, #18, #36 Brace, 9/16" Hole	2,800 lb
CSBNPC58	#12, #18, #36 Brace, 11/16" Hole	2,800 lb
CSBNPC34	#12, #18, #36 Brace, 13/16" Hole	2,800 lb

SEISMIC BRACING SYSTEMS

Cable Bracing

UNIVERSAL RESTRAINT CLIP



Part #	Description	Certification
Material: Stainless Steel 316 (EN 1.4401)		
CSBURC14SS	S316, #12, #18, #36 Brace, 5/16" Hole	–
CSBURC38SS	S316, #12, #18, #36 Brace, 7/16" Hole	–
CSBURC12SS	S316, #12, #18, #36 Brace, 9/16" Hole	–
CSBURC58SS	S316, #12, #18, #36 Brace, 11/16" Hole	–
CSBURC34SS	S316, #12, #18, #36 Brace, 13/16" Hole	–
CSBURC78SS	S316, #12, #18, #36 Brace, 15/16" Hole	–
CSBURC1SS	S316, #12, #18, #36 Brace, 1 1/16" Hole	–
CSBURC4812SS	S316, #48 Brace, 9/16" Hole	–
CSBURC4858SS	S316, #48 Brace, 11/16" Hole	UL
CSBURC4834SS	S316, #48 Brace, 13/16" Hole	UL
CSBURC4878SS	S316, #48 Brace, 15/16" Hole	UL
Material: Steel – Finish: Electrogalvanized		
CSBURC14	EG, #12, #18, #36 Brace, 5/16" Hole	UL
CSBURC38	EG, #12, #18, #36 Brace, 7/16" Hole	UL
CSBURC12	EG, #12, #18, #36 Brace, 9/16" Hole	UL
CSBURC58	EG, #12, #18, #36 Brace, 11/16" Hole	UL
CSBURC34	EG, #12, #18, #36 Brace, 13/16" Hole	UL
CSBURC78	EG, #12, #18, #36 Brace, 15/16" Hole	UL
CSBURC1	EG, #12, #18, #36 Brace, 1 1/16" Hole	–
CSBURC4812	EG, #48 Brace, 9/16" Hole	UL
CSBURC4858	EG, #48 Brace, 11/16" Hole	UL
CSBURC4834	EG, #48 Brace, 13/16" Hole	UL

Part is currently being phased out. Limited quantities available.

Mount to the structure using the center hole. Loop cable through the holes in the bent tabs and swage in place.

SEISMIC BRACING SYSTEMS

Cable Bracing

UNIVERSAL RESTRAINT CLIP, RETROFIT

- Slotted design ideal for attaching to existing threaded rod on trapezes

Material: Steel
Finish: Electrogalvanized



Part #	Description
CSBURCR38	#12, #18 Brace, 3/8" Rod
CSBURCR12	#12, #18 Brace, 1/2" Rod
CSBURCR58	#12, #18 Brace, 5/8" Rod

URC ATTACHMENT KIT

- Attaches cable brace to structure
- Two-way bracing kit with swaging sleeves
- Wraps around structural steel members



Material: Steel
Finish: Electrogalvanized, Painted


Part #	Description
Brace Size: #12 — Color: Red	
CSB2W12URC38L10	#12 Brace, , 7/16" Hole, 10' Brace Length
CSB2W12URC38L20	#12 Brace, , 7/16" Hole, 20' Brace Length
CSB2W12URC12L10	#12 Brace, , 9/16" Hole, 10' Brace Length
CSB2W12URC12L20	#12 Brace, , 9/16" Hole, 20' Brace Length
Brace Size: #18 — Color: White	
CSB2W18URC38L10	#18 Brace, , 7/16" Hole, 10' Brace Length
CSB2W18URC38L20	#18 Brace, , 7/16" Hole, 20' Brace Length
CSB2W18URC12L10	#18 Brace, , 9/16" Hole, 10' Brace Length
CSB2W18URC12L20	#18 Brace, , 9/16" Hole, 20' Brace Length
Brace Size: #36 — Color: Blue	
CSB2W36URC12L10	#36 Brace, , 9/16" Hole, 10' Brace Length
CSB2W36URC12L20	#36 Brace, , 9/16" Hole, 20' Brace Length
CSB2W36URC58L10	#36 Brace, , 11/16" Hole, 10' Brace Length
CSB2W36URC58L20	#36 Brace, , 11/16" Hole, 20' Brace Length
Brace Size: #48 — Color: Yellow	
CSB2W48URC12L10	#48 Brace, , 9/16" Hole, 10' Brace Length
CSB2W48URC12L20	#48 Brace, , 9/16" Hole, 20' Brace Length
CSB2W48URC58L10	#48 Brace, , 11/16" Hole, 10' Brace Length
CSB2W48URC58L20	#48 Brace, , 11/16" Hole, 20' Brace Length

SEISMIC BRACING SYSTEMS

Rod Stiffeners

PIPE ROD STIFFENER

- For use with Schedule 40 or Schedule 10 pipe
- Secures pipe to threaded rod for stiffening



Material: Steel

Finish: Electrogalvanized

Part #	Description
CSBRS1	1" Brace Pipe, 3/8", 1/2", 5/8" Rod

NVENT CADDY QUICK CLIP ROD STIFFENER

- Secures strut channel to threaded rod for stiffening
- One hand, snap-in place installation
- No tools or bolt tightening required




Material: Stainless Steel 316 (EN 1.4401)

Part #	Description
CSBRS2	3/8" Rod; Strut Type A (1 5/8" x 1 5/8"
CSBRS3	1/2" Rod; Strut Type A (1 5/8" x 1 5/8"
CSBRS4	5/8" Rod; Strut Type A (1 5/8" x 1 5/8"
CSBRS5	3/4" Rod; Strut Type A (1 5/8" x 1 5/8"
CSBRS6	7/8" Rod; Strut Type A (1 5/8" x 1 5/8"

STRUT ROD STIFFENER

- Secures strut channel to threaded rod for stiffening



Material: Steel

Finish: Electrogalvanized

Part #	Description
CSBRS37EG	3/8", 1/2", 5/8", 3/4" Rod;; Strut Type A (1 5/8" x 1 5/8"

SEISMIC BRACING SYSTEMS

Rigid Bracing

STEEL FLANGE ADAPTER

- Meets requirements of the Buy American Act
- Installs on top or bottom flange of I-beams
- Low profile easily fits between metal deck and steel structure
- Thumb spring retainer allows for ease of positioning
- Available pre-assembled to the Universal Structural Bracket, eliminating field assembly
- Snap-off bolt head helps enable easy installation and inspection of seismic sway braces
- Meets NFPA® 13 as pre-qualified for seismic applications



Material: Steel
Finish: Electrogalvanized



Part #	Description
CSBS1	EG, 1/4"–3/4" Flange
CSBS2	EG, 3/4"–1 1/4" Flange

UL Loads			
Part Number	Flange Thickness	Perpendicular to Structure	Parallel to Structure
CSBS1xx	1/4" - 3/8"	3,000 lb	2,200 lb
	3/8" - 3/4"	3,000 lb	2,765 lb
CSBS2xx	3/4" - 1 1/4"	3,000 lb	2,500 lb

FM Loads								
Part Number	Horizontal Capacity per Installation Angle from Vertical							
	Perpendicular to Structure				Parallel to Structure			
	30° - 44°	45° - 59°	60° - 74°	75° - 90°	30° - 44°	45° - 59°	60° - 74°	75° - 90°
CSBS1xx	850 lb	1,780 lb	2,770 lb	2,840 lb	880 lb	1,430 lb	2,020 lb	2,410 lb
CSBS2xx	1,220 lb	2,140 lb	2,580 lb	2,870 lb	1,100 lb	1,820 lb	2,190 lb	2,680 lb

SEISMIC BRACING SYSTEMS

Rigid Bracing

STEEL FLANGE ADAPTER ASSEMBLY

- Meets requirements of the Buy American Act
- Steel Flange Adapter and Universal Structural Bracket are preassembled, limiting work required in the field
- Installs on top or bottom flange of I-beams
- Low profile easily fits between metal deck and steel structure
- Thumb spring retainer allows for ease of positioning
- Integrated angle gauge easily displays brace member angle of installation
- Snap-off bolt head helps enable easy installation and inspection of seismic sway braces
- Works with 1" through 2" brace pipes to reduce inventory
- Meets NFPA® 13 as pre-qualified for seismic applications



Material: Steel
Finish: Electrogalvanized



OSH PD

Part #	Description
CSBS1A	EG, 1/4"-3/4" Flange

UL Loads			
Part Number	Flange Thickness	Perpendicular to Structure	Parallel to Structure
CSBS1A	1/4" - 3/8"	3,000 lb	2,200 lb
	3/8" - 3/4"	3,000 lb	2,765 lb

FM Loads								
Part Number	Horizontal Capacity per Installation Angle from Vertical							
	Perpendicular to Structure				Parallel to Structure			
	30° - 44°	45° - 59°	60° - 74°	75° - 90°	30° - 44°	45° - 59°	60° - 74°	75° - 90°
CSBS1A	850 lb	1,780 lb	2,770 lb	2,840 lb	880 lb	1,430 lb	2,020 lb	2,410 lb

SEISMIC BRACING SYSTEMS

Rigid Bracing

ADJUSTABLE I-BEAM ADAPTER

- Meets requirements of the Buy American Act
- No loose parts
- No assembly required
- Snap-off bolt head helps enable easy installation and inspection of seismic sway braces
- Meets NFPA®-13 requirements for seismic sway bracing



Material: Steel
Finish: Electrogalvanized



OSHPD

Part #	Description
CSBS3	EG, 1/4"-3/4" Flange, 4"-8 1/2"
CSBS4	EG, 1/4"-3/4" Flange, 4"-14 1/2"
CSBS5	EG, 3/4"-1 1/4" Flange, 4"-18"

UL Loads			
Part Number	Flange Thickness	Perpendicular to Structure	Parallel to Structure
CSBS3	1/4" - 3/8"	3,000 lb	2,200 lb
	3/8" - 3/4"	3,000 lb	2,765 lb
CSBS4	1/4" - 3/8"	3,000 lb	2,200 lb
	3/8" - 3/4"	3,000 lb	2,765 lb
CSBS5	3/4" - 1 1/4"	3,000 lb	2,500 lb

FM Loads								
Part Number	Horizontal Capacity per Installation Angle from Vertical							
	Perpendicular to Structure				Parallel to Structure			
	30° - 44°	45° - 59°	60° - 74°	75° - 90°	30° - 44°	45° - 59°	60° - 74°	75° - 90°
CSBS3xx	1,180 lb	2,210 lb	2,830 lb	2,940 lb	820 lb	1,380 lb	2,080 lb	3,010 lb
CSBS4xx	1,180 lb	2,210 lb	2,830 lb	2,940 lb	820 lb	1,380 lb	2,080 lb	3,010 lb
CSBS5xx	1,220 lb	2,140 lb	2,580 lb	2,870 lb	1,100 lb	1,820 lb	2,190 lb	2,680 lb

SEISMIC BRACING SYSTEMS

Rigid Bracing

MULTI ATTACHMENT

- Disperses load over two anchors
- Minimizes the number of installed braces needed for concrete and wood structures
- Ideal for deck installations
- Use for both lateral and longitudinal sway brace applications
- Meets NFPA®-13 requirements for seismic sway bracing



Material: Steel
Finish: Electrogalvanized



OSHPD



Part #	Description
CSBMA050050EG	9/16" Hole 1, 9/16" Hole 2
CSBMA050075EG	13/16" Hole 1, 9/16" Hole 2

Mount to structure using holes indicated in HS1.

UL Loads		
Part Number	Service Pipe Size	Rating
CSBMA050050EG	1" - 12"	3,740 lb
CSBMA050075EG	1" - 12"	3,740 lb

FM Loads				
Part Number	Horizontal Capacity per Installation Angle from Vertical			
	30° - 44°	45° - 59°	60° - 74°	75° - 90°
CSBMA050050EG	3,290 lb	4,520 lb	5,540 lb	6,200 lb
CSBMA050075EG	3,290 lb	4,520 lb	5,540 lb	6,200 lb

SEISMIC BRACING SYSTEMS

Rigid Bracing

UNIVERSAL STRUCTURAL BRACKET

- Meets requirements of the Buy American Act
- Universal design allows one product to attach directly to concrete, wood, bar joist or I-beam adapters
- Integrated angle gauge easily displays brace member angle of installation
- Snap-off bolt head helps enable easy installation and inspection of seismic sway braces
- Works with 1" through 2" brace pipes to reduce inventory
- Low profile minimizes prying effect on concrete fasteners
- Meets NFPA® 13 as pre-qualified for seismic applications



Material: Steel
Finish: Electrogalvanized



Part #	Description
CSBU1	EG, 9/16" Hole
CSBU2	EG, 13/16" Hole

FM Loads				
Part Number	Horizontal Capacity per Installation Angle from Vertical			
	30° - 44°	45° - 59°	60° - 74°	75° - 90°
CSBU1xx	1,690 lb	2,210 lb	2,660 lb	3,090 lb
CSBU2xx	1,480 lb	2,290 lb	2,860 lb	3,090 lb

SEISMIC BRACING SYSTEMS

Rigid Bracing

UNIVERSAL STRUCTURAL BRACKET, STRUT BRACE

- Meets requirements of the Buy American Act
- For installations where strut brace is perpendicular to structure
- Works with brace members of 12 gauge strut type A
- One wrench size fits all required hardware, eliminating the need to change tools
- Shear-off head helps ensure correct torque and simplifies inspection



Material: Steel
Finish: Electrogalvanized

Part #	Description
CSBUS1	9/16" Hole Size
CSBUS2	13/16" Hole Size

FM Loads — Brace Member: 12 GA Strut Channel				
Part Number	Horizontal Capacity per Installation Angle from Vertical			
	30° - 44°	45° - 59°	60° - 74°	75° - 90°
CSBUS1	2,010 lb	2,840 lb	3,420 lb	3,810 lb
CSBUS2	2,010 lb	2,840 lb	3,420 lb	3,810 lb

SEISMIC BRACING SYSTEMS

Rigid Bracing

STRUT SEISMIC HINGE BRACKET ASSEMBLY

- For installations where strut brace is parallel to structure
- Works with brace members of 12 gauge strut type A
- One wrench size fits all required hardware, eliminating the need to change tools
- Shear-off head helps ensure correct torque and simplifies inspection



Material: Steel
Finish: Electrogalvanized

Part #	Description
CSBUS1PA	9/16" Hole Size
CSBUS2PA	13/16" Hole Size

FM Loads – Brace Member: 12 GA Strut Channel				
Part Number	Horizontal Capacity per Installation Angle from Vertical			
	30° - 44°	45° - 59°	60° - 74°	75° - 90°
CSBU1PA	1,690 lb	2,210 lb	2,660 lb	3,090 lb
CSBU2PA	1,480 lb	2,290 lb	2,860 lb	3,090 lb

SEISMIC BRACING SYSTEMS

Rigid Bracing

TRAPEZE SWAY BRACE, STRUT

- Meets requirements of the Buy American Act
- Seismically braces trapeze hangers
- Retrofit ability allows for the brace to be installed after the trapeze assembly is installed
- Works with brace members of 12 gauge strut type A
- One wrench size fits all required hardware, eliminating the need to change tools
- Shear-off head helps ensure correct torque and simplifies inspection
- FM® Specification Tested



Material: Steel
Finish: Electrogalvanized

Part #	Description
CSBR2	3/8", 1/2", 5/8", 3/4" Rod Size

FM Loads — Brace Member: 12 GA Strut Channel				
Part Number	Horizontal Capacity per Installation Angle from Vertical			
	30° - 44°	45° - 59°	60° - 74°	75° - 90°
CSBR2	1,031 lb	1,812 lb	2,000 lb	2,231 lb

SEISMIC BRACING SYSTEMS

Rigid Bracing

TRAPEZE SWAY BRACE, PIPE

- Meets requirements of the Buy American Act
- Seismically braces trapeze hangers
- Retrofit ability allows for the brace to be installed after the trapeze assembly is installed
- Works with brace members of schedule 40 pipe, EMT conduit, and rigid conduit
- One wrench size fits all required hardware, eliminating the need to change tools
- Shear-off head helps ensure correct torque and simplifies inspection
- FM® Specification Tested

Material: Steel
Finish: Electrogalvanized



Part #	Description
CSBR1	3/8", 1/2", 5/8", 3/4" Rod Size

FM Loads					
Part Number	Brace Member	Horizontal Capacity per Installation Angle from Vertical			
		30° - 44°	45° - 59°	60° - 74°	75° - 90°
CSBR1	1" EMT Conduit	623 lb	881 lb	1,148 lb	1,148 lb
	1" Rigid Conduit	755 lb	1,109 lb	1,738 lb	1,738 lb
	1" Schedule 40 Pipe	755 lb	1,109 lb	1,738 lb	1,738 lb

STRUT SEISMIC HINGE

- Complete hinge assembly
- Ideal for attaching sway bracing to MEP system supports
- Attaches to strut trapezes and to structure



Material: Steel
Finish: Electrogalvanized

Part #	Description
CSBSH00375EG	9/16" Hole 1, 7/16" Hole 2
CSBSH00500EG	9/16" Hole 1, 9/16" Hole 2
CSBSH00625EG	9/16" Hole 1, 11/16" Hole 2
CSBSH00750EG	9/16" Hole 1, 13/16" Hole 2

SEISMIC BRACING SYSTEMS

Rigid Bracing



Seismic Lighting Fixture Clip – see page 313.

- Secures fluorescent light fixtures to the ceiling frame members
- Requires no additional chains, cables or slack wires attached to the fixture
- Helps strengthen integrity of the T-Grid system
- Holds in place against the force of standard fire-hose pressure
- Meets U.S. building code and electrical code specifications
- Also satisfies NEC® 410.16(C) positive attachment for secure fastening of luminaires (fixtures) complying with Building Code Reference AC184

CLEVIS BOLT SPACER

- Seismically braces the 401 Clevis Hanger series for lateral load
- Retrofit ability allows the spacer to be installed after the clevis and pipe are installed
- Ears easily pinch closed around the clevis hanger cross bolt with pliers
- FM® Specification Tested



Material: Steel

Finish: Electrogalvanized

Part #	Pipe Size
CSBCS0100	1"
CSBCS0125	1 1/4"
CSBCS0150	1 1/2"
CSBCS0200	2"
CSBCS0250	2 1/2"
CSBCS0300	3"
CSBCS0350	3 1/2"
CSBCS0400	4"
CSBCS0500	5"
CSBCS0600	6"
CSBCS0800	8"
CSBCS1000	10"
CSBCS1200	12"

SEISMIC BRACING SYSTEMS

Rigid Bracing

RIVET HEAD SHEAR BOLT

- One wrench size fits all required hardware, eliminating the need to change tools



Part #	Product
CSBSB50EG	Steel Flange Adapter, Steel Flange Adapter Assembly, Adjustable I-Beam Adapter
CSBUB62EG	Strut Seismic Hinge Bracket Assembly, Trapeze Sway Brace, Strut, Universal Structural Bracket, Strut Brace
Material: Steel — Finish: Electrogalvanized	
CSBSBR50EG	Trapeze Sway Brace, Pipe, Universal Structural Bracket, Universal Sway Brace

SHEAR NUT



Material: Steel
Finish: Electrogalvanized

Part #	Product
CSBHN50EG	Universal Sway Brace
CSBLN50EG	Universal Sway Brace
CSBSN37EG	Adjustable I-Beam Adapter, Trapeze Sway Brace, Pipe, Trapeze Sway Brace, Strut,

Reference



REFERENCE

Convenient Sizing Information

RIGID STEEL CONDUIT (Heavy-, or thick-Wall Conduit)

Nominal Conduit Size	Outside Diameter	Nominal Inside Diameter	Minimum Wt. Per 100 Ft. With Couplings Attached	Weight Of Conduit & Conductors Per 100 Ft.
3/8"	0.675 in.	0.493 in.	51.5 lbs.	65.1 lbs.
1/2"	0.840 in.	0.632 in.	79.0 lbs.	101.1 lbs.
3/4"	1.050 in.	0.836 in.	105.0 lbs.	145.8 lbs.
1"	1.315 in.	1.063 in.	153.0 lbs.	219.3 lbs.
1 1/4"	1.660 in.	1.394 in.	201.0 lbs.	318.3 lbs.
1 1/2"	1.900 in.	1.624 in.	249.0 lbs.	408.8 lbs.
2"	2.375 in.	2.083 in.	332.0 lbs.	593.8 lbs.
2 1/2"	2.875 in.	2.489 in.	527.0 lbs.	901.0 lbs.
3"	3.500 in.	3.090 in.	682.6 lbs.	1259.0 lbs.
3 1/2"	4.000 in.	3.570 in.	831.0 lbs.	1604.0 lbs.
4"	4.500 in.	4.050 in.	972.3 lbs.	1967.0 lbs.

INTERMEDIATE METAL CONDUIT

Nominal Conduit Size	Outside Diameter	Nominal Inside Diameter	Minimum Wt. Per 100 Ft. With Couplings Attached	Weight Of Conduit & Conductors Per 100 Ft.
1/2"	0.815 in.	0.745 in.	60.0 lbs.	82.1 lbs.
3/4"	1.029 in.	0.954 in.	82.0 lbs.	122.8 lbs.
1"	1.290 in.	1.205 in.	116.0 lbs.	182.3 lbs.
1 1/4"	1.638 in.	1.553 in.	150.0 lbs.	267.3 lbs.
1 1/2"	1.883 in.	1.793 in.	182.0 lbs.	341.8 lbs.
2"	2.360 in.	2.266 in.	242.0 lbs.	503.8 lbs.
2 1/2"	2.857 in.	2.727 in.	401.0 lbs.	775.0 lbs.
3"	3.476 in.	3.346 in.	493.0 lbs.	1069.0 lbs.
3 1/2"	3.971 in.	3.841 in.	573.0 lbs.	1346.0 lbs.
4"	4.466 in.	4.336 in.	638.0 lbs.	1632.0 lbs.

ELECTRICAL METALLIC TUBING (EMT) – (Thin-Wall Conduit)

Nominal Conduit Size	Outside Diameter	Nominal Inside Diameter	Minimum Wt. Per 100 Ft. With Couplings Attached	Weight Of Conduit & Conductors Per 100 Ft.
3/8"	0.577 in.	0.493 in.	23.0 lbs.	36.6 lbs.
1/2"	0.706 in.	0.622 in.	28.5 lbs.	50.6 lbs.
3/4"	0.922 in.	0.824 in.	43.5 lbs.	84.3 lbs.
1"	1.163 in.	1.049 in.	64.0 lbs.	130.3 lbs.
1 1/4"	1.510 in.	1.380 in.	95.0 lbs.	212.3 lbs.
1 1/2"	1.740 in.	1.610 in.	110.0 lbs.	269.8 lbs.
2"	2.197 in.	2.067 in.	140.0 lbs.	401.8 lbs.
2 1/2"	2.875 in.	2.731 in.	205.0 lbs.	579.0 lbs.
3"	3.500 in.	3.356 in.	250.0 lbs.	826.3 lbs.
3 1/2"	4.000 in.	3.834 in.	325.0 lbs.	1098.0 lbs.
4"	4.500 in.	4.334 in.	370.0 lbs.	1364.0 lbs.

Dimensions taken from ANSI™ C80.3-1977.

Conduit plus weight of heaviest conductor combination as specified by the National Electrical Code. ANSI is a trademark of American National Standards Institute, Inc.

REFERENCE

Convenient Sizing Information

RIGID ALUMINUM CONDUIT

Nominal Conduit Size	Outside Diameter	Nominal Inside Diameter	Minimum Wt. Per 100 Ft. With Couplings Attached	Weight Of Conduit & Conductors Per 100 Ft.
1/2"	0.840 in.	0.632 in.	27.4 lbs.	49.5 lbs.
3/4"	1.050 in.	0.836 in.	36.4 lbs.	77.2 lbs.
1"	1.315 in.	1.063 in.	53.0 lbs.	119.3 lbs.
1 1/4"	1.660 in.	1.394 in.	69.6 lbs.	186.9 lbs.
1 1/2"	1.900 in.	1.624 in.	82.2 lbs.	242.0 lbs.
2"	2.375 in.	2.083 in.	115.7 lbs.	377.5 lbs.
2 1/2"	2.875 in.	2.489 in.	182.5 lbs.	556.5 lbs.
3"	3.500 in.	3.090 in.	238.9 lbs.	815.2 lbs.
3 1/2"	4.000 in.	3.570 in.	287.7 lbs.	1061.0 lbs.
4"	4.500 in.	4.050 in.	340.0 lbs.	1334.0 lbs.
5"	5.563 in.	5.073 in.	465.4 lbs.	2028.0 lbs.
6"	6.625 in.	6.093 in.	612.5 lbs.	2870.0 lbs.

Dimensions taken from ANSI™ C80.5-1977. Conduit plus weight of heaviest conductor combination as specified by the National Electrical Code.

SCHEDULE 40 PVC PLASTIC PIPE

Nominal Pipe Size	Outside Diameter	Wall Thickness	Weight Of Pipe	Weight Of Water
1/8"	.405 in.	.068 in.	.04 lbs./ft.	.02 lbs./ft.
1/4"	.540 in.	.088 in.	.07 lbs./ft.	.04 lbs./ft.
3/8"	.675 in.	.091 in.	.10 lbs./ft.	.08 lbs./ft.
1/2"	.840 in.	.109 in.	.15 lbs./ft.	.1 lbs./ft.
3/4"	1.050 in.	.113 in.	.2 lbs./ft.	.2 lbs./ft.
1"	1.315 in.	.133 in.	.3 lbs./ft.	.4 lbs./ft.
1 1/4"	1.660 in.	.140 in.	.4 lbs./ft.	.6 lbs./ft.
1 1/2"	1.900 in.	.145 in.	.5 lbs./ft.	.9 lbs./ft.
2"	2.375 in.	.154 in.	.6 lbs./ft.	1.4 lbs./ft.
2 1/2"	2.875 in.	.203 in.	1.0 lbs./ft.	2.1 lbs./ft.
3"	3.500 in.	.216 in.	1.3 lbs./ft.	3.2 lbs./ft.
3 1/2"	4.000 in.	.226 in.	1.6 lbs./ft.	4.3 lbs./ft.
4"	4.500 in.	.237 in.	1.9 lbs./ft.	5.5 lbs./ft.

ANSI is a trademark of American National Standards Institute, Inc.

REFERENCE

Convenient Sizing Information

ALL THREADED ROD (ATR)

Nominal Size and Thread	Root Area		Design Load (SF = 5)	
1/4" - 20	0.027 in. ²	0.174 cm ²	240 lbs.	1.07 kN
5/16" - 18	0.045 in. ²	0.290 cm ²	400 lbs.	1.78 kN
3/8" - 16	0.068 in. ²	0.438 cm ²	610 lbs.	2.71 kN

Dimensions taken from ANSI™ B1.1-1982 Unified Inch Screw Threads.
All threads are UNCR series.
Tabulated loads are based on an allowable tensile stress of 12000 psi (82.7 MPa) reduced by 25% resulting in 9000 psi (62 MPa). From ANSI®/MSS SP-58, Table 3.
ANSI is a trademark of American National Standards Institute, Inc.

MC CABLE

AWG Size	Nominal Outer Diameter in Inches	
	Insulated Ground	Bare Ground
14-2 Solid	.450	.430
14-3 Solid	.480	.435
14-4 Solid	.510	.485
12-2 Solid	.495	.465
12-3 Solid	.530	.500
12-4 Solid	.565	.560
10-2 Solid	.560	.520
10-3 Solid	.600	.550
10-4 Solid	.645	.615
8-2 Strd.	.710	.675
8-3 Strd.	.770	.710
8-4 Strd.	.835	.770
6-2 Strd.	.795	.755
6-3 Strd.	.865	.800
6-4 Strd.	.945	.865
4-2 Strd.	.945	.895
4-3 Strd.	1.035	.945
4-4 Strd.	1.135	1.035
2-2 Strd.	1.075	1.015
2-3 Strd.	1.180	1.075
2-4 Strd.	1.295	1.180

REFERENCE

Convenient Sizing Information

AC CABLE

Minimum External Diameter of Armor (Inches)										
Type Of Armored Cable	Type Of Circuit Conductor	AWG Size Of Circuit Conductors	Cable with Two Circuit Conductors and No Grounding Conductor		Cable with Three Circuit Conductors and No Grounding Conductor and Cable with Two Circuit Conductors and Grounding Conductor		Cable with Four Circuit Conductors and No Grounding Conductor and Cable with Three Circuit Conductors and a Grounding Conductor		Stranded	
			Solid	Stranded	Solid	Stranded	Solid	Stranded		
ACTMM	THHN	14	0.433		0.453		0.486		0.522	
		12	0.467		0.489		0.520		0.545	
		10	0.476		0.500		0.541		0.587	
		8	0.570	0.604	0.601	0.637	0.654	0.695	0.714	0.759
		6		0.700		0.739		0.807		0.882
		4		0.836		0.885		0.970		1.066
		2		0.956		1.014		1.115		1.228

REFERENCE

The nVent CADDY Fastener Story

QUALITY CONTROL

Fasteners, manufactured by nVent CADDY, are produced from spring steel, galvanized steel, plastic, as well as other materials. We are known in the industry as a leader in the design and production of Spring Steel Fasteners. The following is the story of how we manufacture these quality Spring Steel Fasteners.

MANUFACTURING

The steel for Fasteners is procured in mill lots to AISI and nVent Standards; other materials are equally controlled.

LOAD RATING

Fasteners are designed with two load limits:

- 1) Static load limit is a rated stationary load limit for a fastener. nVent Standards require that test samples with stand a load equal to three times this catalog rating.
- 2) The ultimate static load limit is the rated stationary load limit which, if exceeded, may cause failure of the fastener. nVent Standards require that test samples with stand this catalog rating. Some Fasteners also are designed with an undefined rating and are to be used for positioning only with no loading on them.
- 3) Applications and load ratings may change without notice. Refer to instruction sheet in box or contact nVent for current load and application information.

Static load limit and ultimate static load limit values specify maximum allowable installed loads for user applications. These values are for loads applied VERTICALLY to the normal fastener installation except as may be diagrammed otherwise. Where the load rating of the Fastener exceeds that of the structural member, the lowest rated item must set the load limit.

NOTE: Fasteners are intended for support of electrical components at stationary loads. Not to be used for dynamic loads such as fluid and gas distribution components, etc.

IMPORTANT

Fasteners used with wire, rod, or threaded rod are designed for use with coarse round wire, hot rolled carbon steel bar, cold rolled carbon steel bar and threaded rod all meeting AISI specifications and tolerances.

REFERENCE

The nVent CADDY Fastener Story

QUALITY ASSURANCE

Incoming steel is sampled and inspected for conformance to AISI specifications and nVent Standards. Test fixtures and procedures for development and quality control are designed to simulate normal field applications. Fasteners are tested, on a sample basis, to nVent Standards by certified inspectors. Testing of specific quantities of Fasteners to destruction in special statistical audits ensures a continuous high level of quality.

HEAT TREATING

nVent CADDY Spring Steel Fasteners are heat treated in modern shaker hearth furnaces. Precision controls maintain heat treat operations within the established limits developed by nVent for Fasteners. nVent Standards incorporate consideration of fastener material and application.

Fasteners are conveyed directly from the high temperature furnace to the quench tank, through a cleaning cycle and into the tempering furnace. The complete heat treat cycle is automatically controlled.

PRODUCTION PRESSES

Fasteners are produced with modern presses and precision tooling. Presses and tools are designed for close tolerance stamping.

RESEARCH AND DEVELOPMENT

nVent Research and Development department is constantly working on new Fasteners and, at the same time, improving the present line. Starting with six basic Fasteners, the line now has several hundred basic types. The majority of the Fastener line is the result of nVent development of Fasteners to provide a solution for a customer's problem.

NOTE: Special applications not specified MUST be submitted to nVent for engineering approval and load rating.

All cULus Listed Fasteners meet the requirements of one of the following UL standards: UL1565, UL2239 or UL514B.

MATERIALS – METALS

Steel

Steel is an alloy of iron and other elements, the most common being Carbon. Varying the amount of alloying elements and the form of their presence in the steel controls qualities such as the hardness, ductility, tensile strength and corrosion resistance of the resulting steel.

Stainless Steel

Stainless Steel is an alloy of iron and carbon that is more resistant to rust, staining and corrosion than regular steel.

Stainless Steel 304 (1.4301)

The most familiar stainless steel is Type 304, containing 18-20% chromium and 8-10% nickel.

- Also referred to as 'A2'

Stainless Steel 316 (1.4401)

The second most common stainless steel is 316, also called marine grade stainless, used primarily for its increased resistance to corrosion.

- Also referred to as 'A4'

Spring Steel

Spring steel is an alloy of iron and Carbon. Spring steel alloys can be easily formed into complex shapes, and then heat-treated to greatly increase strength.

*Note: Spring steel Fasteners are for indoor use in non-corrosive environments. Mild steel Fasteners can be used outdoors in humid or mildly corrosive environments. Not to be used in certain areas such as over indoor pools, etc.

Stainless Spring Steel 301

A highly ductile steel used on formed products that hardens rapidly during mechanical working. Stainless 301 has better wear resistance and fatigue strength than Stainless 304 or standard Spring Steel.

Cast Iron

Cast Iron is a commercial alloy of iron, carbon and silicon that is cast in a mold. This results in a product that is hard, brittle, non-malleable and incapable of being hammer-welded but more easily fusible than steel.

REFERENCE

Materials & Finishes

MATERIALS – PLASTICS AND RUBBERS

Plastics versus thermosets

- Thermoplastics will melt and flow when heated.
- Thermosets have undergone an irreversible chemical reaction and additional heat will not melt them further.

Polyethylene (PE)

Polyethylene is a tough, light, flexible synthetic resin and is the most common thermoplastic. Many different grades exist with a broad range of physical properties.

Polypropylene (PP)

Polypropylene is a thermoplastic that is light, rugged and resistant to many chemical solvents, bases and acids. It is typically tough and flexible.

Polyvinyl Chloride (PVC)

Polyvinyl chloride (abbreviated PVC), is a thermoplastic made from a tough, chemically resistant synthetic resin. Unplasticized PVC is stiff and strong, but can be made softer and more flexible by the addition of plasticizers.

EPDM Rubber

EPDM (Ethylene Propylene Diene Monomer) is a thermoset elastomer that is inherently resistant to ozone, water and weather, and characterized by a wide range of applications.

SBR Rubber

SBR (Styrene Butadiene Rubber) is the most common type of synthetic rubber. This thermoset has good abrasion resistance, flexibility, and aging stability when protected by additives.

Nylon

Nylon is part of a family of thermoplastics known generically as polyamides. It is generally characterized by its durability, high elongation and excellent abrasion resistance.

Polyamide

See nylon

Xenoy

Xenoy is a thermoplastic blend that offers good chemical resistance, great impact resistance (even at low temperatures), and some heat resistance in conditions that require a high degree of toughness.

Polyisocyanurate

Polyisocyanurate (also called PIR, polyiso, or ISO) is a cellular, thermoset that is typically produced as a foam and used in rigid thermal insulation. As a result of its excellent thermal insulating efficiency, polyiso foam has become the standard for low temperature insulation applications.

Hydrous Calcium Silicate

Hydrous calcium silicate is an asbestos-free insulating material that can be molded into rigid shapes and forms for applications where precise temperature control, personnel protection and energy savings are required.

FINISHES

Painted

Paint is any liquid composition, which after application to a surface in a thin layer, is converted to a solid film. It is most commonly used to protect, color or provide texture to objects.

nVent CADDY ARMOUR

The Armour coating system features bi-metallic corrosion protection with an inorganic basecoat for sacrificial protection and an organic topcoat for barrier protection. The nVent standard for Armour includes at least 1,000 hours resistance against red rust when tested per the ASTM B117 and DIN 50021 salt spray tests. Armour is RoHS compliant.

Electro-galvanized (EG)

ASTM B633

This corrosion protective coating is applied after the fabrication of steel or malleable iron parts and uses an electrolytic plating process that deposits zinc. A second passivation coating of chromate is then applied for additional protection. Zinc electroplate products are recommended for indoor and mildly corrosive applications.

Pre-galvanized Zinc (PG)

ASTM A653/A653M

Pre-galvanized zinc is produced by continuously rolling steel coils or sheets through molten zinc at the mills. The coils or sheets are slit to size and fabricated by forming, shearing or punching to produce the finished product. During fabrication cut edges are not generally zinc coated; however, the zinc near the uncoated metal

becomes a sacrificial anode to protect the bare areas.

Pre-galvanized zinc products are generally recommended for indoor use on mildly corrosive environments.

Hot Dip Galvanized Zinc (HDG)

ASTM A123

After a product has finished its fabrication process, it is dipped into a bath of molten zinc. The zinc completely coats all edges and surfaces. Zinc thickness is controlled by the time the part is immersed in the molten zinc bath. Hot dip galvanized zinc products are recommended for indoor, outdoor and mildly corrosive environments.

Black Oxide

ASTM D769

Black oxide or blackening is a conversion coating for ferrous materials, copper and copper based alloys, zinc, powdered metals, and silver solder. It is used to add mild corrosion resistance and for appearance.

Copper Electro-Plated

Copper plating is the process in which a thin layer of copper is deposited on an item via an electric current.

Epoxy Powder Coated

Epoxy powder coating is applied electrostatically as a free-flowing, dry powder and finished by curing under heat to form a "skin". It is typically used to create a durable, hard wearing finish that is tougher than conventional paint.

Index

Part No.	Page	Part No.	Page	Part No.	Page
0070050EG	342	0350087PL	149	0506210EG	146
0070075EG	342	035RS0600EG	112	0506210PL	147
0070100EG	342	035RS0800EG	112	0506212EG	146
0070125EG	342	035RS1000EG	112	0506212PL	147
0070150EG	342	035RS1200EG	112	0507506EG	146
0070200EG	342	035RS1400EG	112	0507506PL	147
0100025EG	155	035RS1600EG	112	0507510EG	146
0100025PL	155	035RS1800EG	112	0507510PL	147
0100037EG	155	0370037EG	127	0507512EG	146
0100037PL	155	0370050EG	127	0507512PL	147
0100050EG	155	0380037EG	128	0508706EG	146
0100050PL	155	0403706PL	157	0508706PL	147
0100062EG	155	0403708PL	157	0508710EG	146
0100062PL	155	0413704PL	152	0508710PL	147
0100075EG	155	0413706PL	152	0508712EG	146
0100075PL	155	0413708PL	152	0508712PL	147
0100087EG	155	0413710PL	152	0513702PL	147
0100087PL	155	0415004PL	152	0513703PL	147
010H0037EG	156	0415006PL	152	0513704PL	147
010H0037PL	156	0415008PL	152	0513705PL	147
010H0050EG	156	0415010PL	152	0513706PL	147
010H0050PL	156	0422515EG	153	080750450PL	157
010H0062EG	156	0422520EG	153	122	115
010H0075EG	156	0423710EG	153	123	116
010H0075PL	156	0423715EG	153	350	188
010H0087EG	156	0423720EG	153	449	193
0110025EG	156	0423725EG	153	459	203
0110025PL	156	0423730EG	153	512	325
0110037EG	156	0423740EG	153	515	310
0110037PL	156	0425015EG	153	520	312
0110050EG	156	0425020EG	153	528	313
0110050PL	156	0425025EG	153	708	138
0110062EG	156	0425030EG	153	740	158
0110062PL	156	0425040EG	153	766	182
0110075EG	156	0431602EG	153	770	319
0110075PL	156	0470025PL	150	771	319
0110087EG	156	0470037PL	150	781	205
0120025EG	157	0470050PL	150	51212	325
0120037EG	157	0470062PL	150	51220	325
0120050EG	157	0470075PL	150	51230	325
0250025EG	148	0470087PL	150	70824	121
0250037EG	148	0501010EG	146	70858	121
0250050EG	148	0501010PL	147	122708	122
0250062EG	148	0502506EG	146	389001	339
0250075EG	148	0502506PL	147	389002	339
0250087EG	148	0502510EG	146	389003	339
025R3725EG	148	0502510PL	147	389004	339
025R5037EG	148	0502512EG	146	389005	339
025R6250EG	148	0502512PL	147	389006	339
0260037PL	149	0503706EG	146	389007	339
0260050PL	149	0503706PL	147	389008	339
0260062PL	149	0503710EG	146	389009	339
0260075PL	149	0503710PL	147	389011	339
0260087PL	149	0503712EG	146	389012	339
034SL0600EG	112	0503712PL	147	389013	339
034SL0800EG	112	0505006EG	146	389014	339
034SL1000EG	112	0505006PL	147	389015	339
034SL1200EG	112	0505010EG	146	389016	340
034SL1400EG	112	0505010PL	147	389017	339
0350037PL	149	0505012EG	146	389018	339
0350050PL	149	0505012PL	147	389069	340
0350062PL	149	0506206EG	146	389071	340
0350075PL	149	0506206PL	147	708912	121

Index

Part No.	Page	Part No.	Page	Part No.	Page
1224TI.....	122	16P.....	84	3000075PL.....	102
1226A.....	121	16P16P.....	87	3000087EG.....	102
1226T.....	122	16P24.....	46	3000087PL.....	102
1226TI.....	122	16P24SM.....	46	300C3706EG.....	110
12312P.....	73	16P4I.....	84	300C3708EG.....	110
12316M.....	72	16P58.....	46	300C3710EG.....	110
12316P.....	73	16P58SM.....	46	300C3712EG.....	110
12320M.....	72	16P912.....	46	300C3714EG.....	110
1236M.....	72	16P912SM.....	46	300C3716EG.....	110
123812M.....	72	16PATA.....	318	300C3718EG.....	110
1238P.....	73	16PATS.....	318	300C5008EG.....	110
12D15L.....	323	16PF.....	195	300C5010EG.....	110
12P.....	84	16PSF.....	61	300C5012EG.....	110
12P12P.....	87	16PZSF.....	62	300C5014EG.....	110
12P16P.....	87	2000037EG.....	108	300C5016EG.....	110
12P24.....	46	2000037PL.....	108	300C6206EG.....	110
12P24SM.....	46	200RS375.....	109	300C6208EG.....	110
12P4I.....	84	200RS500.....	109	300C6210EG.....	110
12P58.....	46	20D15L.....	323	300C6212EG.....	110
12P58SM.....	46	20M.....	85	300C6214EG.....	110
12P912.....	46	20M24.....	48	300C7506EG.....	110
12P912SM.....	46	20M24SM.....	49	300C7508EG.....	110
12PATA.....	318	20M4I.....	85	300C7510EG.....	110
12PATS.....	318	20M58.....	48	300C7514EG.....	110
12PF.....	195	20M58SM.....	49	300C8706EG.....	110
12PSF.....	61	20M912.....	48	300C8708EG.....	110
12PZSF.....	62	20M912SM.....	49	300C8714EG.....	110
1450037EG.....	166	20MCPNAM.....	66	304B2.....	198
1450050EG.....	166	20MF.....	194	3050037S4.....	104
1616M.....	87	20MTDH.....	65	3050050S4.....	104
1620M.....	87	24M.....	85	3100037EG.....	103
1624M.....	87	24M24.....	48	3100037PL.....	103
1632M.....	87	24M24SM.....	49	3100050EG.....	103
166M.....	87	24M4I.....	85	3100050PL.....	103
16812M.....	87	24M58.....	48	3150037EG.....	115
16D15L.....	323	24M58SM.....	49	3150037PL.....	115
16M.....	85	24M912.....	48	320W0037PL.....	128
16M24.....	48	24M912SM.....	49	320W0050PL.....	128
16M24SM.....	49	24MCPNAM.....	66	320W0062PL.....	128
16M4I.....	85	24MTDH.....	65	320W0075PL.....	128
16M58.....	48	2B15LS.....	324	320W0087PL.....	128
16M58SM.....	49	2BR12.....	264	320W0100PL.....	128
16M912.....	48	2BR20.....	264	3250037EG.....	125
16M912SM.....	49	2BR32.....	264	3250037PL.....	125
16MATA.....	317	2BR8.....	264	3250050EG.....	125
16MATS.....	317	2BRT12.....	263	3250050PL.....	125
16MB18.....	95	2BRT20.....	263	3250062EG.....	125
16MB1824.....	93	2BRT32.....	263	3250062PL.....	125
16MB1824CO.....	94	2BRT8.....	263	3250075EG.....	125
16MB1858.....	93	2EBN.....	151	3250075PL.....	125
16MB1858CO.....	94	2FMP28.....	264	3250087EG.....	125
16MB186.....	95	2G9.....	332	3250087PL.....	125
16MB186CO.....	96	2G9S10.....	332	3270037EG.....	126
16MB18A.....	91	2G9S10WB.....	332	3270037PL.....	126
16MB18ACO.....	92	2G9WB.....	332	3270050EG.....	126
16MB18CO.....	96	2H4.....	119	3270050PL.....	126
16MB18CPNAM.....	97	3000037EG.....	102	3280037EG.....	126
16MB18TDH.....	98	3000037PL.....	102	3280037PL.....	126
16MCPNAM.....	66	3000050EG.....	102	3280050PL.....	126
16MF.....	194	3000050PL.....	102	3290037EG.....	127
16MSF.....	59	3000062EG.....	102	32M.....	85
16MTDH.....	65	3000062PL.....	102	32M24.....	48
16MZSF.....	60	3000075EG.....	102	32M24SM.....	49

Index

Part No.	Page	Part No.	Page	Part No.	Page
32M4I	85	4H912SS.....	119	6M3B18ACO	93
32M58.....	48	4J2438.....	125	6M3B18CO.....	96
32M58SM.....	49	4J2438S.....	125	6M4I	85
32M912.....	48	4LCB	324	6M58.....	48
32M912SM	49	4NJ2438.....	125	6M58SM.....	49
35012P	194	4TGS	334	6M912.....	48
35016M	193	4TI	140	6M912SM.....	49
35016P	194	4TI24.....	119	6MATA	317
350812M	193	4TI58.....	119	6MATS	317
3508P	194	4TI912.....	119	6MB18.....	95
3520100PL.....	133	4TIAFAB3	142	6MB1824	93
3520200PL.....	133	4TIB.....	141	6MB1824CO	94
3520300PL.....	133	4TIBSF	141	6MB1858	93
3600037PL.....	113	4TIO.....	142	6MB1858CO	94
3600050PL.....	113	4TW.....	152	6MB186	95
3600062PL.....	113	4WN.....	334	6MB186CO.....	96
3600075PL.....	113	4Z34	145	6MB18A	91
3600087PL.....	113	4Z3412P.....	78	6MB18ACO	92
3650037CP	132	4Z3416M	78	6MB18CO.....	96
3650037EG	132	4Z3416P.....	78	6MB18CPNAM	97
3650037PL.....	132	4Z346M	78	6MB18TDH	98
365M0037CP.....	133	4Z34812M.....	78	6MCPNAM.....	66
365M0037EG.....	133	4Z348P.....	78	6MF.....	194
365M0037PL.....	133	4Z34BP.....	145	6MSF.....	59
365M0050CP.....	133	4Z4S	145	6MTDH	65
365M0050EG.....	133	510HD.....	328	6MZSF	60
365M0050PL.....	133	510HDT.....	328	6NJ2438.....	125
4ACS.....	314	51220A.....	326	6T.....	140
4B15L	323	512A	326	6TA24	119
4B15LS	324	512ATC.....	326	6TA58	119
4B2LS	324	512HD.....	326	6TA912.....	119
4BRT20.....	263	512HDBP.....	326	6TAFAB3.....	142
4BRT20WS.....	263	512HDBPTC.....	326	6TB	141
4BRT32.....	263	512HDEEP.....	326	6TI	140
4BRT32WS.....	263	512HDEEPTC.....	326	6TI24.....	119
4BRT64.....	263	512HDFM35.....	320	6TI58.....	119
4EBN.....	151	512HDFM70.....	320	6TI912.....	119
4G16.....	330	512HDTC.....	326	6TIAFAB3	142
4G161.....	330	512HDXT	328	6TIB.....	141
4G1615.....	330	512TC	325	6TIBSF	141
4G162.....	330	515A	310	6TIO.....	142
4G162WH.....	330	515AWHA.....	310	6TO	142
4G16H.....	330	517A	311	6W	152
4G16HWH.....	330	517B	311	6Z34	145
4G16LN.....	329	517C	311	6Z3412P.....	78
4G16LS.....	329	517FCA.....	311	6Z3416M	78
4G16WH.....	330	517FCB.....	311	6Z3416P.....	78
4G24.....	331	517FCC.....	311	6Z346M	78
4G8	332	52812P.....	314	6Z34812M.....	78
4G8S7.....	332	52816P.....	314	6Z348P.....	78
4G8S7WH.....	332	5288P.....	314	6Z34VF14.....	99
4G8WB	332	6A.....	136	6Z4S	145
4G8WH.....	332	6A24	120	708AB.....	139
4G8WHWB.....	332	6A58	120	708AFAB3.....	140
4G9	331	6A912.....	120	708AO.....	140
4G9LS.....	331	6AB	137	708SF.....	139
4H1318.....	119	6AFAB3.....	138	766A.....	183
4H24.....	119	6AO	137	766PM.....	183
4H2477036	319	6ASF.....	136	766PMD	183
4H24SS.....	119	6EBN.....	151	812M.....	85
4H58	119	6M.....	85	812M1318	48
4H58SS.....	119	6M24.....	48	812M24	48
4H912.....	119	6M24SM.....	49	812M24SM	49

Index

Part No.	Page	Part No.	Page	Part No.	Page
812M4I	85	A14H2000PG	369	A1SF1G	168
812M58	48	A1B1624	176	A1SF1GBUSP250	168
812M58SM	49	A1B1624SP250	176	A1SF1GS	168
812M6MB18CO	96	A1BDON	174	A1SF1GSBUSP250	168
812M912	48	A1BFOG	174	A1SF1GSP250	168
812M912SM	49	A1BF0G40N	175	A1SF2G	168
812MATA	317	A1BF0G40NAO	175	A1SF2GS	168
812MATS	317	A1BF0GD0N	175	A1SF3G	168
812MB18	95	A1BF0GD0NS	175	A1SF4G	168
812MB1824	93	A1BF0GD0NTC	175	A1SFV1G	169
812MB1824CO	94	A1BFOGS	174	A1SFV1GS	169
812MB1858	93	A1BF0GTC	174	A1SFV2G	169
812MB1858CO	94	A1BF1G	171	A1SFV2GS	169
812MB186	95	A1BF1G41N	172	A3308AP100	154
812MB186CO	96	A1BF1G41NAO	172	AB	144
812MB188Z	95	A1BF1G51N	172	AB375	144
812MB18A	91	A1BF1GD1N	172	ABSF	143
812MB18ACO	92	A1BF1GD1NS	172	ABTSF	143
812MB18CO	96	A1BF1GF1N	172	ADK421	373
812MB18CPNAM	97	A1BF1GS	171	ADK421GN	373
812MB18S	91	A1BF2G	171	ADK421GY	373
812MB18SCO	92	A1BF2G41N	172	ADK421RD	373
812MB18TDH	98	A1BF2G41NAO	172	AF14	116
812MCPNAM	66	A1BF2G51N	172	AF144TI	123
812MF	194	A1BF2GD1N	172	AF146A	122
812MSF	59	A1BF2GD1NS	172	AF146T	123
812MTDH	65	A1BF2GS	171	AF146TI	123
812MZSF	60	A1BF3G	171	AF14708	123
8D15L	323	A1BF3G43N	172	AFAB3	144
8P	84	A1BF3G43NAO	172	AFAB4	144
8P12P	87	A1BF3G53N	172	AFAB6	144
8P16P	87	A1BF3GF3N	172	AMR1024DG	179
8P24	46	A1BF4G	171	AMR1224SG	179
8P24SM	46	A1BFV1G	173	AO	145
8P4I	84	A1BFV1GDV1N	173	AOL12P	68
8P58	46	A1BFV1GDV1NS	173	AOL16P	68
8P58SM	46	A1BFV1GS	173	AOL812M	67
8P8P	87	A1F1218	178	AOL8P	68
8P912	46	A1FF0G	178	AR812	203
8P912SM	46	A1FF0GS	178	ATA4I	315
8PATA	318	A1FF0GTC	178	ATS4I	315
8PATS	318	A1FF1G	177	B18SBT18	92
8PF	195	A1FF1GS	177	B18SBT184Z	95
8PSF	61	A1FF2G	177	B18SBT18CPNAM	98
8PZSF	62	A1FF2GS	177	B18SBT18TDH	99
8Z34	145	A1FF3G	177	BC	105
8Z34812M	78	A1FF4G	177	BC090900EG	113
8Z4S	145	A1FFV1G	176	BC091200EG	113
A12AH200GN	370	A1FFV2G	176	BC091500EG	113
A12AH200PG	370	A1SD0G	170	BC100000EG	106
A12H0200HD	369	A1SDON	170	BC101500EG	106
A12H0400HD	369	A1SD0NS	170	BC110000EG	107
A12H0500HD	369	A1SDONTC	170	BC120000EG	107
A12H0600HD	369	A1SD1N	168	BC12P	47
A12H1000GN	369	A1SD1NS	168	BC12PSM	47
A12H1000HD	369	A1SFOG	170	BC130025EG	107
A12H1000PG	369	A1SFOGBUSP250	170	BC130037EG	107
A12H1000S4	369	A1SFOGS	170	BC130050EG	107
A12H2000GN	369	A1SFOGSBUSP250	170	BC130062EG	107
A12H2000PG	369	A1SFOGSP250	170	BC140037EG	108
A14H1000GN	369	A1SFOGTC	170	BC140050EG	108
A14H1000PG	369	A1SF0N	170	BC140062EG	108
A14H2000GN	369	A1SF0NS	170	BC16A000EG	386

Index

Part No.	Page	Part No.	Page	Part No.	Page
BC16M	51	CAT1224SM	251	CAT21HP912	221
BC16MSM	51	CAT124Z34	253	CAT21HP912SM	220
BC16P	47	CAT1258	251	CAT21HPAB	229
BC16PSM	47	CAT1258SM	251	CAT21HPAF14	224
BC17A000EG	385	CAT126Z34	253	CAT21HPAFAB3	230
BC17D000EG	385	CAT128Z34	253	CAT21HPAFAB4	230
BC180037EG	387	CAT12912	251	CAT21HPAFAB6	230
BC180050EG	387	CAT12912SM	251	CAT21HPBA	212
BC200	105	CAT12AB	255	CAT21HPBC	217
BC200000EG	386	CAT12AF14	252	CAT21HPBC200	214
BC200CDOB	44	CAT12AFAB3	255	CAT21HPBC200B	215
BC200CD1B	44	CAT12BC	249	CAT21HPBC26	219
BC200CD2.5B	44	CAT12BC200	250	CAT21HPBCB	218
BC200CD2B	44	CAT12BC200B	250	CAT21HPBU	213
BC200CD3B	44	CAT12BCB	250	CAT21HPCD1B	231
BC200CD4B	44	CAT12CD1B	252	CAT21HPD1BC2	216
BC200CD5B	44	CAT12SF	254	CAT21HPD1M24	222
BC20M	51	CAT12TS	253	CAT21HPESC	232
BC20MSM	51	CAT12VF14	252	CAT21HPGR	213
BC210000EG	388	CAT16HP	212	CAT21HPOR	213
BC23A000EG	388	CAT16HP123	225	CAT21HPRD	213
BC24M	51	CAT16HP24	221	CAT21HPSF	227
BC24MSM	51	CAT16HP24SM	220	CAT21HPVF14	223
BC260025EG	103	CAT16HP4Z34	226	CAT21HPWH	213
BC32M	51	CAT16HP58	221	CAT21HPWH4Z34	226
BC32MSM	51	CAT16HP58SM	220	CAT21HPYL	213
BC400	105	CAT16HP6Z34	226	CAT300CM	257
BC812M	51	CAT16HP8Z34	226	CAT300CMLN	256
BC812MSM	51	CAT16HP912	221	CAT3224	251
BC8P	47	CAT16HP912SM	220	CAT32HP	212
BC8PSM	47	CAT16HPAB	229	CAT32HP123	225
BCBP	105	CAT16HPAF14	224	CAT32HP24	221
BHC	327	CAT16HPAFAB3	230	CAT32HP24SM	220
C12H1000GN	370	CAT16HPBA	212	CAT32HP4Z34	226
C12H1000PG	370	CAT16HPBC	217	CAT32HP58	221
C12H2000GN	370	CAT16HPBC200	214	CAT32HP58SM	220
C12H2000PG	370	CAT16HPBC200B	215	CAT32HP6Z34	226
C14H1000GN	370	CAT16HPBC26	219	CAT32HP8Z34	226
C14H1000PG	370	CAT16HPBCB	218	CAT32HP912	221
C14H1000S4	370	CAT16HPBU	213	CAT32HP912SM	220
C14H2000GN	370	CAT16HPCD1B	231	CAT32HPAB	229
C14H2000PG	370	CAT16HPESC	232	CAT32HPAF14	224
C23	187	CAT16HPGR	213	CAT32HPAFAB3	230
C2416SM	50	CAT16HPOR	213	CAT32HPAFAB4	230
C24812SM	50	CAT16HPRD	213	CAT32HPAFAB6	230
C4	187	CAT16HPSF	227	CAT32HPBA	212
C4TI24	120	CAT16HPTS	233	CAT32HPBA4Z34	226
C4TI58	120	CAT16HPVF14	223	CAT32HPBC	217
C4TI912	120	CAT16HPWH	213	CAT32HPBC200	214
C5816SM	50	CAT16HPYL	213	CAT32HPBC200B	215
C58812SM	50	CAT200CM	257	CAT32HPBC26	219
C6	187	CAT200CMLN	256	CAT32HPBCB	218
C6TI24	120	CAT21AB	255	CAT32HPBU	213
C6TI58	120	CAT21BC	249	CAT32HPCD1B	231
C6TI912	120	CAT21HP	212	CAT32HPD1BC2	216
C91216SM	50	CAT21HP123	225	CAT32HPD1M24	222
C912812SM	50	CAT21HP24	221	CAT32HPDCM2	234
CA0025EG	159	CAT21HP24SM	220	CAT32HPDCM3	234
CA0037EG	159	CAT21HP4Z34	226	CAT32HPDCM4	234
CA0050EG	159	CAT21HP58	221	CAT32HPDFM2	235
CAT100CM	257	CAT21HP58SM	220	CAT32HPDFM3	235
CAT12	249	CAT21HP6Z34	226	CAT32HPDFM4	235
CAT1224	251	CAT21HP8Z34	226	CAT32HPESC	232

Index

Part No.	Page	Part No.	Page	Part No.	Page
CAT32HPGR.	213	CAT600WM.	271	CATHP912SM.	239
CAT32HPOR.	213	CAT64HP.	212	CATHPA4.	246
CAT32HPRD.	213	CAT64HP123.	225	CATHPA6.	246
CAT32HPSCM2.	234	CAT64HP24.	221	CATHPABSF.	245
CAT32HPSCM3.	234	CAT64HP24SM.	220	CATHPAF14.	241
CAT32HPSCM4.	234	CAT64HP4Z34.	226	CATHPAN.	246
CAT32HPSF.	227	CAT64HP58.	221	CATHPBC.	238
CAT32HPSFM2.	235	CAT64HP58SM.	220	CATHPBC200.	237
CAT32HPSFM3.	235	CAT64HP6Z34.	226	CATHPBC200B.	237
CAT32HPSFM4.	235	CAT64HP8Z34.	226	CATHPBC26.	239
CAT32HPSWM2.	236	CAT64HP912.	221	CATHPBCB.	238
CAT32HPSWM3.	236	CAT64HP912SM.	220	CATHPCD0B.	244
CAT32HPSWM4.	236	CAT64HPAB.	229	CATHPCD1B.	244
CAT32HPVF14.	223	CAT64HPAF14.	224	CATHPCD2.5B.	244
CAT32HPWH.	213	CAT64HPAFAB3.	230	CATHPCD2B.	244
CAT32HPWH4Z34.	226	CAT64HPAFAB4.	230	CATHPCD3B.	244
CAT32HPYL.	213	CAT64HPAFAB6.	230	CATHPESC.	243
CAT425.	259	CAT64HPBA.	212	CATHPPLR.	247
CAT42524SM.	261	CAT64HPBC.	217	CATHPS4.	246
CAT42558SM.	261	CAT64HPBC200.	214	CATHPTM.	247
CAT425912SM.	261	CAT64HPBC200B.	215	CATHPVF14.	241
CAT425A6.	259	CAT64HPBC26.	219	CATMTM.	269
CAT425AF14.	262	CAT64HPBCB.	218	CATMTLS.	269
CAT425BC.	260	CAT64HPBU.	213	CATMTP.	269
CAT425BC200.	261	CAT64HPCD1B.	231	CATRL200CM.	258
CAT425VF14.	262	CAT64HPD1BC2.	216	CATRL300CM.	258
CAT425WM.	260	CAT64HPD1M24.	222	CATRT200CM.	258
CAT425WMCD1B.	263	CAT64HPDCM2.	234	CATRT300CM.	258
CAT48HP.	212	CAT64HPDCM3.	234	CATTBCM.	258
CAT48HP123.	225	CAT64HPDCM4.	234	CATTS.	254
CAT48HP24.	221	CAT64HPDFM2.	235	CATWMCM.	259
CAT48HP24SM.	220	CAT64HPDFM3.	235	CCS812.	201
CAT48HP4Z34.	226	CAT64HPDFM4.	235	CD0B.	86
CAT48HP58.	221	CAT64HPGR.	213	CD0B37.	86
CAT48HP58SM.	220	CAT64HPOR.	213	CD0BBP.	86
CAT48HP6Z34.	226	CAT64HPRD.	213	CD0BCPNAM.	67
CAT48HP8Z34.	226	CAT64HPSCM2.	234	CD0BSF.	63
CAT48HP912.	221	CAT64HPSCM3.	234	CD0BSS.	86
CAT48HP912SM.	220	CAT64HPSCM4.	234	CD0BTDH.	65
CAT48HPAB.	229	CAT64HPSF.	227	CD0BZSF.	64
CAT48HPAF14.	224	CAT64HPSFM2.	235	CD1B.	86
CAT48HPAFAB3.	230	CAT64HPSFM3.	235	CD1B37.	86
CAT48HPAFAB4.	230	CAT64HPSFM4.	235	CD1BCPNAM.	67
CAT48HPAFAB6.	230	CAT64HPSWM2.	236	CD1BSF.	63
CAT48HPBA.	212	CAT64HPSWM3.	236	CD1BSS.	86
CAT48HPBC.	217	CAT64HPSWM4.	236	CD1BTDH.	65
CAT48HPBC200.	214	CAT64HPVF14.	223	CD1BZSF.	64
CAT48HPBC200B.	215	CAT64HPWH.	213	CD2.5B.	86
CAT48HPBC26.	219	CAT64HPYL.	213	CD2.5B37.	86
CAT48HPBCB.	218	CATCR50.	268	CD2.5BCPNAM.	67
CAT48HPBU.	213	CATHBA.	248	CD2.5BSS.	86
CAT48HPCD1B.	231	CATHBA3.	248	CD2.5BTDH.	65
CAT48HPD1BC2.	216	CATHBA6.	248	CD2B.	86
CAT48HPD1M24.	222	CATHBA8.	248	CD2B37.	86
CAT48HPGR.	213	CATHP123.	242	CD2BCPNAM.	67
CAT48HPOR.	213	CATHP24.	240	CD2BSF.	63
CAT48HPRD.	213	CATHP24SM.	239	CD2BSS.	86
CAT48HPSF.	227	CATHP4Z34.	242	CD2BTDH.	65
CAT48HPVF14.	223	CATHP58.	240	CD2BZSF.	64
CAT48HPWH.	213	CATHP58SM.	239	CD3B.	86
CAT48HPYL.	213	CATHP6Z34.	242	CD3B37.	86
CAT600R.	271	CATHP8Z34.	242	CD3BSS.	86
CAT600RKIT.	270	CATHP912.	240	CD4B.	86

Index

Part No.	Page	Part No.	Page	Part No.	Page
CD4B37.....	86	CRLP237L50.....	280	CSBCAS040050EG..	159
CD4BSS.....	86	CRLP250L14.....	280	CSBCAS040062EG..	159
CD5B.....	86	CRLP250L18.....	280	CSBCAS050050EG..	159
CD5B37.....	86	CRLP250L22.....	280	CSBCAS050062EG..	159
CD5BSS.....	86	CRLP250L26.....	280	CSBCAS050075EG..	159
CD6B.....	86	CRLP250L38.....	280	CSBCASDB060037..	161
CD6BSS.....	86	CRLP250L50.....	280	CSBCASDB060050..	161
CD7B.....	86	CRLS37EG.....	282	CSBCASDB080062..	161
CD7BSS.....	86	CRLSL37EG.....	282	CSBCASDB080075..	161
CD8B.....	86	CRLW37EG.....	276	CSBCASDB100050..	161
CD8BSS.....	86	CRLW50EG.....	276	CSBCASDB120062..	161
CD9B.....	86	CS16.....	191	CSBCS0100.....	411
CD9BSS.....	86	CS812.....	191	CSBCS0125.....	411
CER4.....	189	CS812D.....	191	CSBCS0150.....	411
CFEB05.....	307	CSB12CBL.....	396	CSBCS0200.....	411
CG4.....	196	CSB12CBLSS.....	396	CSBCS0250.....	411
CHB.....	327	CSB12SBHS.....	397	CSBCS0300.....	411
CHBTC.....	327	CSB12SLVB.....	397	CSBCS0350.....	411
CJ6.....	190	CSB12SLVBSS.....	397	CSBCS0400.....	411
CJ6IN.....	190	CSB18CBL.....	396	CSBCS0500.....	411
CJ6S.....	190	CSB18CBLSS.....	396	CSBCS0600.....	411
CL100000EG.....	374	CSB18SLVB.....	397	CSBCS0800.....	411
CL100000PS.....	374	CSB18SLVBSS.....	397	CSBCS1000.....	411
CM2416M.....	50	CSB2W12URC12L10	400	CSBCS1200.....	411
CM24812M.....	50	CSB2W12URC12L20	400	CSBHN50EG.....	412
CM24S.....	118	CSB2W12URC38L10	400	CSBLN50EG.....	412
CM5816M.....	50	CSB2W12URC38L20	400	CSBMA050050EG..	405
CM58812M.....	50	CSB2W18URC12L10	400	CSBMA050050EG..	405
CM58S.....	118	CSB2W18URC12L20	400	CSBMA050050EG..	405
CM91216M.....	50	CSB2W18URC38L10	400	CSBMA050075EG..	405
CM912812M.....	50	CSB2W18URC38L20	400	CSBMA050075EG..	405
CM912S.....	118	CSB2W36URC12L10	400	CSBMA050075EG..	405
CNB12P.....	69	CSB2W36URC12L20	400	CSBNPC12.....	398
CNB812M.....	68	CSB2W36URC58L10	400	CSBNPC34.....	398
CNB8P.....	69	CSB2W36URC58L20	400	CSBNPC38.....	398
CONB122000PG....	372	CSB2W48URC12L10	400	CSBNPC58.....	398
CPNAM.....	132	CSB2W48URC12L20	400	CSBR1.....	410
CPR25.....	205	CSB2W48URC58L10	400	CSBR1.....	410
CRLA37EG.....	275	CSB2W48URC58L20	400	CSBR2.....	409
CRLB37EG.....	274	CSB3346SB.....	397	CSBR2.....	409
CRLB50EG.....	274	CSB36CBL.....	396	CSBRS1.....	401
CRLC37EG.....	277	CSB36CBLSS.....	396	CSBRS2.....	401
CRLC37L1.....	278	CSB36SLVB.....	397	CSBRS3.....	401
CRLJ37EG.....	275	CSB36SLVBSS.....	397	CSBRS37EG.....	401
CRL137EG.....	277	CSB48.....	397	CSBRS4.....	401
CRLM37EG.....	276	CSB48CBL.....	396	CSBRS5.....	401
CRLM50EG.....	276	CSB48CBLSS.....	396	CSBRS6.....	401
CRLN37EG.....	283	CSB48SLVB.....	397	CSBS1.....	402
CRLP137L14.....	280	CSB48SLVBSS.....	397	CSBS1A.....	403
CRLP137L18.....	280	CSBBS121836.....	398	CSBS1A.....	403
CRLP137L22.....	280	CSBC48.....	396	CSBS1A.....	403
CRLP137L26.....	280	CSBCAB030037EG..	158	CSBS2.....	402
CRLP137L38.....	280	CSBCAB037550EG..	158	CSBS3.....	404
CRLP150L14.....	280	CSBCAB045050EG..	158	CSBS3.....	404
CRLP150L18.....	280	CSBCAB047562EG..	158	CSBS4.....	404
CRLP150L22.....	280	CSBCAB055050EG..	158	CSBS4.....	404
CRLP150L26.....	280	CSBCAB055075EG..	158	CSBS5.....	404
CRLP150L38.....	280	CSBCAB060062EG..	158	CSBS5.....	404
CRLP237L14.....	280	CSBCAB062575EG..	158	CSBSB50EG.....	412
CRLP237L18.....	280	CSBCAB070075EG..	158	CSBSBR50EG.....	412
CRLP237L22.....	280	CSBCAB085075EG..	158	CSBSH00375EG....	410
CRLP237L26.....	280	CSBCAS025037EG..	159	CSBSH00500EG....	410
CRLP237L38.....	280	CSBCAS030050EG..	159	CSBSH00625EG....	410

Index

Part No.	Page	Part No.	Page	Part No.	Page
CSBSH00750EG	410	DR4TSF12	135	FXC20	191
CSBSN37EG	412	DR4TSF24	135	H23	187
CSBU1	406	DR4TSF36	135	H4	187
CSBU1PA	408	DR4TSF40	135	H6	187
CSBU2	406	DR4TSF48	135	HFRMHDW	350
CSBU2PA	408	DR4TSF60	135	HMZE215	164
CSBUB62EG	412	DR4TSF72	135	HMZE220	165
CSBURC1	399	DSI2A	199	HMZE240	165
CSBURC12	399	E12H1000PG	371	HMZE340	165
CSBURC12SS	399	E12H2000GN	371	HMZE350	166
CSBURC14	399	E12H2000PG	371	HMZE380	166
CSBURC14SS	399	EC311	320	HMZG160	161
CSBURC1SS	399	EC3114Z34	321	HMZG315	163
CSBURC34	399	EC3116Z34	321	HMZG365	164
CSBURC34SS	399	EC311P	321	HMZG470	161
CSBURC38	399	ENDCA120EG	373	HMZG471	162
CSBURC38SS	399	EPS0050EG	88	HMZG650	163
CSBURC4812	399	EPS0075EG	88	HMZG730	164
CSBURC4812SS	399	EPS0100EG	88	HMZH455	162
CSBURC4834	399	EPS0125EG	88	HMZH475	162
CSBURC4834SS	399	EPS0150EG	88	HMZH476	163
CSBURC4858	399	EPS0200EG	88	HMZH665	164
CSBURC4858SS	399	ESC12P	81	HSCR3707EG	155
CSBURC4878SS	399	ESC4	392	HSCR3710EG	155
CSBURC58	399	ESC4TI	393	HSCR3712EG	155
CSBURC58SS	399	ESC6M	81	HSCR3715EG	155
CSBURC78	399	ESC6TI	393	HSCR3720EG	155
CSBURC78SS	399	ESC812M	81	HSCR5010EG	155
CSBURCR12	400	ESG1	204	HSCR5012EG	155
CSBURCR38	400	ESG1M	204	HSCR5015EG	155
CSBURCR58	400	ESGFP	204	HSCR5020EG	155
CSBUS1	407	ESGP	204	IDS	322
CSBUS1	407	ET0050HD	45	IDS15	322
CSBUS1PA	408	ET0075HD	45	IDS2	322
CSBUS2	407	ET0100HD	45	IDS9	322
CSBUS2	407	ET0125HD	45	IDS915	322
CSBUS2PA	408	ET0150HD	45	IDS95	322
D12H1000GN	371	ET0200HD	45	IDS95LN	322
D12H1000PG	371	ET0250HD	45	IDS95T	322
D12H2000GN	371	ET0300HD	45	IDS95TWB	322
D12H2000PG	371	F090000EG	379	IDS9LN	322
DB12SFCAT32HP	228	F130000EG	379	IDS9T	322
DB15SFCAT64HP	228	F140000EG	379	IDS9TWB	322
DB18SFCAT32HP	228	F150000EG	379	IDSLN	322
DB21SFCAT64HP	228	F160000EG	379	IDST	322
DB24SFCAT32HP	228	F170000EG	379	IDSTWB	322
DB27SFCAT64HP	228	F180000EG	379	INC8T5	388
DB30SFCAT32HP	228	F200000EG	380	ISSP375	390
DB33SFCAT64HP	228	F220000EG	379	ISSPK	391
DB36SFCAT32HP	228	F230000EG	380	J1A35	182
DB39SFCAT64HP	228	F250000EG	381	K12	77
DB48SFCAT32HP	228	F360000EG	380	K16	77
DB51SFCAT64HP	228	F370000EG	381	K20	77
DH2	131	FB12P	206	K8	77
DH4TI	131	FB6M	206	KA25H0150EG	378
DH6TI	131	FB812M	206	KA25H0300EG	378
DR4SF12	134	FB8P	206	KA25H0450EG	378
DR4SF24	134	FBS12	197	KA25H0600EG	378
DR4SF36	134	FBS16	197	KBT	99
DR4SF40	134	FBS18	197	KX	77
DR4SF48	134	FMBS18	198	L100000EG	381
DR4SF60	134	FMBS1824	197	L110000EG	381
DR4SF72	134	FMSBC1	328	L110000S4	381

Index

Part No.	Page	Part No.	Page	Part No.	Page
L120300EG	382	MCS101VF14	74	PAR0350HD	45
L180000EG	383	MCS50	89	PAR0400HD	45
L190000EG	383	MCS5024	54	PBU10	361
L200000EG	383	MCS504Z	79	PBU16	361
L220000EG	383	MCS5058	54	PBU6	361
L23U0000EG	384	MCS506Z	79	PCB36	358
L441200EG	384	MCS50912	54	PCB36H20	358
L441600EG	384	MCS50AF14	75	PCB36H30	358
L460450EG	382	MCS50B18	97	PCB36H40	358
L470450EG	382	MCS50B18A	94	PCB36H50	358
LA0025EG	160	MCS50BC	55	PCB36H60	358
LA0037EG	160	MCS50BC200	55	PCGK	359
LA0050EG	160	MCS50VF14	74	PCL50S2	355
LCSB12	325	MEB1	186	PCL50S3	355
LFC	312	MF250	189	PCL50S4	355
LFC90	312	MF375	189	PCL50S5	355
LTGH	324	MF500	189	PCL50S6	355
M1318	117	MF625	189	PCL90S2	356
M1318S	118	MF750	189	PCL90S3	356
M24	117	MFA4I	378	PCL90S4	356
M24S	118	MFA625	378	PCL90S5	356
M58	117	MFI	195	PCL90S6	356
M58S	118	MFO	189	PCP36	359
M912	117	MFS	188	PCS1	76
M912S	118	MP1	267	PCS2	76
MAC2	192	MP1P	267	PCT20	357
MAC2123	74	MP1S	266	PCT30	357
MAC21318	53	MP1SCB	265	PCT40	357
MAC224	53	MP2	267	PCT50	357
MAC224SM	53	MP2S	266	PCT60	357
MAC24Z34	79	MP2SCB	265	PEB	354
MAC258	53	MP34P	267	PEC	355
MAC258SM	53	MPAL2	267	PEH31	354
MAC26Z34	79	MPCB1220	265	PEK4B	351
MAC2912	53	MPLS	266	PEK6B	352
MAC2912SM	53	MPLS2	266	PEKEF	353
MAC2ATA	316	MPVTI	268	PH4	114
MAC2BC	54	MSF	188	PH6	114
MAC2SF	70	MSP20	205	PH6FP	114
MAC2T	192	NUT0025EG	375	PHB	349
MAC2VF14	73	NUT0025xx	375	PHBR	349
MCS100	89	NUT0025xx	375	PHK	350
MCS10024	54	NUT0025xx	375	PHKR	350
MCS1004Z	79	NUT0025xx	375	PHSW4	114
MCS10058	54	NUT0025xx	375	PHSW6	114
MCS1006Z	79	NUT0037EG	375	PHSW6FP	114
MCS1008Z	79	NUT0037S6	375	PKM10H3	270
MCS100912	54	NUT0050EG	375	PKM10H6	270
MCS100AF14	75	NUT0050HD	375	PKM16H3	270
MCS100B18	97	NUT0050S6	375	PKM16H6	270
MCS100BC	55	NUT0062EG	375	PPRPS25H4	364
MCS100BC200	55	NUT0075EG	375	PPRPS25H6	364
MCS100SF	70	P110000EG	389	PRA3H12	348
MCS100VF14	74	P11SQ000EG	389	PRA6H16	348
MCS101	89	P130000EG	389	PRF2	347
MCS10124	54	PAR0050HD	45	PRF3	347
MCS1014Z	79	PAR0075HD	45	PRF6	347
MCS10158	54	PAR0100HD	45	PRS2	348
MCS1016Z	79	PAR0125HD	45	PRS3	348
MCS101912	54	PAR0150HD	45	PRS6	348
MCS101AF14	75	PAR0200HD	45	PSA10CH13	345
MCS101BC	55	PAR0250HD	45	PSA16AH18	345
MCS101BC200	55	PAR0300HD	45	PSB24A	346

Index

Part No.	Page	Part No.	Page	Part No.	Page
PSB30A.....	346	RIGD0400EG	336	SC2G	52
PSB36A.....	346	RIGD0400S4	336	SC4A	52
PSB42A.....	346	RIGD0600S4	336	SC4B	52
PSB48A.....	346	RLC	196	SC4C	52
PSB60A.....	346	RMX	89	SC4D	52
PSF10C.....	344	RMX24	56	SC4E	52
PSF10D.....	344	RMX4Z34	80	SC4F	52
PSF16C.....	344	RMX58	56	SC4G	52
PSF16D.....	344	RMX6Z34	80	SC8A	52
PSF6C.....	344	RMX912	56	SC8B	52
PT16	333	RMXAB	71	SC8C	52
PT16FP.....	333	RMXAF14.....	76	SC8D	52
PT16LN.....	333	RMXAO	90	SC8E	52
PT16SPCR.....	334	RMXATS	316	SC8F	52
PTF10	362	RMXBC	56	SC8G	52
PTF10	362	RMXDH2.....	72	SCH12.....	82
PTF10P.....	363	RMXSF	71	SCH12B	82
PTF16	362	RMXVF14.....	75	SCH16.....	82
PTF16	362	ROL10000EG	391	SCH16B	82
PTF16P.....	363	ROL11000EG	392	SCH20.....	82
PTF1C.....	363	RPS50AHGP	100	SCH20B	82
PTF2C.....	363	RPS50H4EG	360	SCH24B	82
PTF6	362	RPS50H4HD	360	SCH32B	82
PTF6	362	RPS50H6EG	360	SCH40B	82
PTF6P.....	363	RPS50H6HD	360	SCH48B	82
PTFP	364	RPSE1H	361	SCH56B	82
RA0037HD	44	RPSE1H24	360	SCH64B	82
RA0050HD	44	RPSE1H57	360	SCH6B.....	82
RA0075HD	44	RPSE2H46	360	SCH72B	82
RA0100HD	44	RPSE4H46	360	SCH8	82
RA0125HD	44	RS06	111	SCH8B.....	82
RA0150HD	44	RS08	111	SCMKC	272
RA0200HD	44	RS10	111	SCSOL1A	52
RA0250HD	44	RS12	111	SFCLT	313
RA0300HD	44	RS14	111	SFCLTCF.....	313
RA0350HD	44	RS16	111	SFCLTCFS.....	313
RA0400HD	44	RS18	111	SFCLTE	313
RAWL3758.....	160	S102438BP50	327	SFCLTS	313
RBS16	184	S31199P100	154	SGB16A.....	200
RBS24	184	S3575BP100	154	SGB24A.....	200
RET16B50	248	S3575BP50	154	SGFIX0380100EG.....	203
RET21B50	248	S3575DP100	154	SK125I	83
RET32B50	248	SAA1400EG	393	SK12ALA	83
RET48B25	248	SAD1400EG	393	SK165I	83
RET64B25	248	SBC037.....	104	SK16ALA	83
RGC	269	SBT18	91	SK205I	83
RIGD0050EG	336	SBT1824.....	58	SK20ALA	83
RIGD0050S4	336	SBT1824SM.....	57	SK245I	83
RIGD0075EG	336	SBT184Z34	80	SK24ALA	83
RIGD0075S4	336	SBT1858	58	SK325I	83
RIGD0100EG	336	SBT1858SM.....	57	SK32ALA	83
RIGD0100S4	336	SBT186Z34	80	SK405I	83
RIGD0125EG	336	SBT18912.....	58	SK485I	83
RIGD0125S4	336	SBT18912SM.....	57	SK565I	83
RIGD0150EG	336	SBT18BC	57	SK645I	83
RIGD0150S4	336	SBT18BC200.....	58	SK85I.....	83
RIGD0200EG	336	SBT18TDH.....	66	SK8ALA	83
RIGD0200S4	336	SC2A	52	SL1214	308
RIGD0250EG	336	SC2B	52	SL1518	308
RIGD0250S4	336	SC2C	52	SLAFAB3.....	308
RIGD0300EG	336	SC2D	52	SLC15L1000SP.....	306
RIGD0300S4	336	SC2E	52	SLC15L50MSP	306
RIGD0350EG	336	SC2F	52	SLC2L1000SP	306

Index

Part No.	Page	Part No.	Page	Part No.	Page
SLC3L1000SP	306	SLK15L500PACK ...	304	SLK2Y300L5	296
SLD15L10S	302	SLK15L50MPACK...	304	SLK2Y300L7	296
SLD15L2S	302	SLK15L5AB	286	SLK2Y500L3	296
SLD15L5S	302	SLK15L5DH	288	SLK2YH500L2.....	295
SLD15QT250	304	SLK15L5LP	291	SLK2YH500L2R2 ...	295
SLD15Y200	303	SLK15L5LPR2	291	SLK2YH500L3	295
SLD15Y300	303	SLK15L5R2	290	SLK2YH500L3R2 ...	295
SLD15Y500	303	SLK15L5SE250	292	SLK2YH500L7	295
SLD15Y500R2	303	SLK15L5SF	287	SLK3C200	305
SLD15Y800	303	SLK15L5T	294	SLK3C50	305
SLD15Y800R2	303	SLK15L5WA6	293	SLK3L1	290
SLD2Y300	303	SLK15L7	290	SLK3L10	290
SLD2Y300L050H. ...	303	SLK15L7LP	291	SLK3L10AB	286
SLD2Y500	303	SLK15L7T	294	SLK3L10LP	291
SLD2YH500	302	SLK15L7WA6	293	SLK3L10SE375	292
SLD2YH800	302	SLK15Y300L3	296	SLK3L10WA6	293
SLD3YH500	302	SLK15Y300L3R2	296	SLK3L1AB	286
SLD3YH800	302	SLK15Y300L5	296	SLK3L1LP	291
SLEB250	307	SLK15Y500L3	296	SLK3L1SE375	292
SLEB375	307	SLK15Y500L3R2	296	SLK3L1WA6	293
SLEBWS	307	SLK2C200	305	SLK3L2	290
SLICK250	374	SLK2C50	305	SLK3L2AB	286
SLICK375	374	SLK2L1	290	SLK3L2LP	291
SLICK500	374	SLK2L10	290	SLK3L2SE375	292
SLJR200	306	SLK2L100PACK	304	SLK3L2WA6	293
SLK15L1	290	SLK2L10LP	291	SLK3L3	290
SLK15L10	290	SLK2L10R2	290	SLK3L3AB	286
SLK15L10LP	291	SLK2L10WA6	293	SLK3L3LP	291
SLK15L10T	294	SLK2L1LP	291	SLK3L3R2	290
SLK15L10WA6	293	SLK2L1WA6	293	SLK3L3SE375	292
SLK15L1AB	286	SLK2L2	290	SLK3L3WA6	293
SLK15L1DH	288	SLK2L2AB	286	SLK3L5	290
SLK15L1LP	291	SLK2L2LP	291	SLK3L5AB	286
SLK15L1LPR2	291	SLK2L2R2	290	SLK3L5LP	291
SLK15L1SF	287	SLK2L2SE250	292	SLK3L5R2	290
SLK15L1T	294	SLK2L2SF	287	SLK3L5SE375	292
SLK15L1TR2	294	SLK2L2WA6	293	SLK3L5WA6	293
SLK15L1WA6	293	SLK2L3	290	SLK3L7	290
SLK15L2	290	SLK2L34H24	289	SLK3L7AB	286
SLK15L2AB	286	SLK2L34H58	289	SLK3L7LP	291
SLK15L2DH	288	SLK2L3AB	286	SLK3L7WA6	293
SLK15L2LP	291	SLK2L3DH	288	SLLC250	307
SLK15L2LPR2	291	SLK2L3LP	291	SLS2C50	305
SLK15L2R2	290	SLK2L3R2	290	SLS2L1	298
SLK15L2SE250	292	SLK2L3SE250	292	SLS2L10	298
SLK15L2SF	287	SLK2L3SF	287	SLS2L2	298
SLK15L2T	294	SLK2L3WA6	293	SLS2L2SE250	299
SLK15L2TR2	294	SLK2L5	290	SLS2L3	298
SLK15L2WA6	293	SLK2L5AB	286	SLS2L3DH	297
SLK15L3	290	SLK2L5DH	288	SLS2L3SE250	299
SLK15L34H24	289	SLK2L5LP	291	SLS2L3WA6	300
SLK15L34H58	289	SLK2L5R2	290	SLS2L5	298
SLK15L3AB	286	SLK2L5SE250	292	SLS2L5DH	297
SLK15L3DH	288	SLK2L5SF	287	SLS2L5SE250	299
SLK15L3LP	291	SLK2L5WA6	293	SLS2L5WA6	300
SLK15L3LPR2	291	SLK2L7	290	SLS2L7	298
SLK15L3R2	290	SLK2L7DH	288	SLS2L7DH	297
SLK15L3SE250	292	SLK2L7LP	291	SLS2L7WA6	300
SLK15L3SF	287	SLK2L7WA6	293	SLS3C50	305
SLK15L3T	294	SLK2Y300L10	296	SLS3L1	298
SLK15L3TR2	294	SLK2Y300L2	296	SLS3L10	298
SLK15L3WA6	293	SLK2Y300L3	296	SLS3L2	298
SLK15L5	290	SLK2Y300L3R2	296	SLS3L3	298

Index

Part No.	Page	Part No.	Page	Part No.	Page
SLS3L5	298	TSNT0025EG	377	USC076EG	337
SLS3L7	298	TSNT0025EG	377	USC080EG	337
SLWC	306	TSNT0037EG	377	USC086EG	337
SLWC	396	TSNT0037EG	377	USC086HD	338
SMS8	202	TSNT0050EG	377	USC093EG	337
SN25	283	TSNT0050EG	377	USC101EG	337
SN37	283	TSR1220	366	USC101HD	338
SN50	283	TSR122025	366	USC107EG	337
SNSW37	284	TSR122038RL	281	USC113EG	337
SNSW50	284	TSR1220N	367	USC113HD	338
SPRA0025EG	376	TSR1220R	368	USC121EG	337
SPRA0025EG	376	TSR1220SLS3	301	USC129EG	338
SPRA0025EG	377	TSRBS1625	185	USC135EG	338
SPRA0037EG	376	U10A0000HD	392	USC143EG	338
SPRA0037EG	376	U24A0000EG	390	USC143HD	338
SPRA0050EG	376	UPCJ	244	USC152EG	338
SPRA0050EG	376	USC006EG	337	USC159EG	338
SPRA0062EG	376	USC010EG	337	USC168EG	338
SPRA0062EG	376	USC013EG	337	USC168HD	338
SPRC0025EG	377	USC016EG	337	USC178EG	338
STCB6	387	USC016HD	338	USC191EG	338
STS	372	USC017EG	337	USC200EG	338
STS2346	185	USC017HD	338	USC208EG	338
SWFF0037EG	150	USC020EG	337	USC218EG	338
SWFF0050EG	150	USC020HD	338	USC218HD	338
SWMF0037EG	151	USC021EG	337	USC228EG	338
SWMF0050EG	151	USC021HD	338	USC254EG	338
TBSBA4	179	USC022EG	337	USC277EG	338
TDH	129	USC025EG	337	USC277HD	338
TDHP2	130	USC025HD	338	USC311EG	338
TDHP2PR10	130	USC026EG	337	USC324EG	338
TDHT4	129	USC026HD	338	USC324HD	338
TDHT6	129	USC028EG	337	USC400EG	338
TEB23	186	USC031EG	337	UTS150	100
TEB4	186	USC031HD	338	UTS15038RL	279
TEB6XT	184	USC033EG	337	UTS200	100
TEBS1624	202	USC033HD	338	UTS20038RL	279
TGE	329	USC036EG	337	UTS300	100
TPC112	341	USC040EG	337	UTS30038RL	279
TPC238	341	USC040HD	338	VAFT	117
TRC062	341	USC042EG	337	VAFTR	117
TRC075	341	USC042HD	338	VF14	116
TRC087	341	USC046EG	337	VF144TI	124
TRC100	341	USC046HD	338	VF146A	123
TRC112	341	USC048EG	337	VF146T	124
TRC125	341	USC048HD	338	VF146TI	124
TRC137	341	USC053EG	337	VF14708	124
TRC150	341	USC054EG	337	W170000EG	385
TRC162	341	USC054HD	338	W190000EG	384
TRC200	341	USC058EG	337	W200000EG	385
TRC212	341	USC058HD	338	WBS37RL	278
TSGB16	200	USC060EG	337	WC812	88
TSGB1624	200	USC060HD	338	WMX3	90
TSGB1624S	199	USC063EG	337	WMX6	90
TSGB24	200	USC068EG	337	WMX6SF	69
TSGLDR1	201	USC073EG	337	ZGA512	390
TSGLDR1TC	201	USC073HD	338		



Our powerful portfolio of brands:

CADDY ERICO HOFFMAN RAYCHEM SCHROFF TRACER



nVent.com/CADDY

©2018 nVent. All nVent marks and logos are owned or licensed by nVent Services GmbH or its affiliates. All other trademarks are the property of their respective owners. nVent reserves the right to change specifications without notice. CADDY-CAT-CFC-Electrical-USEN-1812